





# SIGLAR'S PREPARATORY SCHOOL, NEWBURGH, N. Y.

ESTABLISHED 1863.

A SELECT BOARDING SCHOOL,  
DEVOTED TO THE PREPARATION OF BOYS FOR COLLEGE.

THE SCHOOL is limited to twenty-five boys, and is designed to meet the wants of those parents who know that the best preparation for college cannot be obtained by supplementing three or four years of desultory study with a year or two of hard cramming even under a thorough teacher, but must be secured by a course of

*Library of the Theological Seminary,*  
PRINCETON, N. J.

Division..... *E 661*  
Section ..... *A 51*  
Shelf.....  
Number..... *1881*

CHARLES NORDHOLF,  
Herald Office, *New York City.*

A. B. JOHNSON,  
Chief Clerk, Light House Board,  
*Washington, D. C.*

W. J. BOARDMAN, *Cleveland, Ohio.*  
E. J. BALDWIN, *Cleveland, Ohio.*  
C. A. OTIS, *Cleveland, Ohio.*  
W. S. DICKINSON,  
78 Pearl Street, *Cincinnati, Ohio.*

Prof. Military Academy, *West Point, N. Y.*  
REV. J. B. DALES, D. D.,  
136 N. 18th Street, *Philadelphia.*

HOBART BRINSMAD, *St. Louis, Mo.*  
HON. LOWNDES H. DAVIS, *Jackson, Mo.*  
D. J. ELY & Co., *New York City.*  
REV. HENRY B. BEARD,  
*Minneapolis, Minn.*

CORRESPONDENCE SOLICITED. CIRCULARS SENT ON APPLICATION. ADDRESS,

**HENRY W. SIGLAR, M. A.**

(*Yale*) Principal, *Newburgh, N. Y.*



FISK & HATCH,  
BANKERS,  
AND DEALERS IN GOVERNMENT BONDS  
AND OTHER DESIRABLE INVESTMENT SECURITIES,  
No. 5 NASSAU STREET,  
NEW YORK.

---


Buy and sell all issues of Government Bonds, in large or small amounts, at current market prices, and will be pleased to furnish information in reference to all matters connected with investments in Government Bonds.

We are prepared to give information in regard to first-class Railway Securities, and to execute orders for the same.

Buy and sell all marketable Stocks and Bonds on commission, at the Stock Exchange or in the open market.

Receive accounts of Banks, Bankers, Merchants and others, and allow three per cent. interest on daily balances; and for those keeping accounts with us we collect United States coupons and registered interest, and other coupons, dividends, &c., and credit without charge.

---

 We give special attention to orders from Banks, Bankers, Institutions and Investors out of the city, by **Mail** or **Telegraph**, to buy or sell **Government Bonds, State and Railroad Bonds, Bank Stocks, Railroad Stocks,** and other Securities.

FISK & HATCH.



STATEMENT.

# PHENIX INS. CO.

OF BROOKLYN, N. Y.

JANUARY 1ST, 1880.

Capital, . . . . .	\$1,000,000 00
Gross Surplus, . . . . .	1,532,669 82
Gross Assets, . . . . .	<u>\$2,532,669 82</u>

ASSETS.

United States Bonds, par \$805,000, Market Value,	\$851,175 00
Loans on Bond and Mortgage (security valued at \$415,250) . . . . .	211,000 00
Loans on demand, (security valued at \$84,301.) . . . . .	64,968 00
Other Bonds, par \$484,992 33, Market Value, . . . . .	477,220 84
Cash in Bank and Office, . . . . .	403,138 00
Real Estate, unincumbered, . . . . .	315,000 00
Premiums in course of Collection, . . . . .	124,550 74
Interest accrued, . . . . .	9,839 33
Salvages, Reinsurance Claims, Wrecking Apparatus, etc., . . . . .	75,777 91
	<u>\$2,532,669 82</u>

LIABILITIES.

Reserve for Reinsurance, . . . . .	\$868,014 59
Reserve for all Unpaid Loss Claims, . . . . .	132,087 39
All other Liabilities, . . . . .	11,451 05
Capital Stock, . . . . .	1,000,000 00
Net Surplus, . . . . .	521,116 79
	<u>\$2,532,669 82</u>

STEPHEN CROWELL,  
*President.*

PHILANDER SHAW,  
*Vice-President and Secretary.*

J. A. MACDONALD, *General Agent.*

193 Broadway, New York.



# HOUGHTON'S CONSPECTUS

OF THE HISTORY OF THE

POLITICAL PARTIES,

AND OF THE

FEDERAL GOVERNMENT,

STRICTLY NON-PARTISAN.

This work is a *MULTUM IN PARVO* for the general reader, for pupils studying history, for teachers, professional men, etc. It is the only work of the kind ever published. The author, by years of research, has reduced a multitude of facts to a compass easily and quickly grasped.

This work HAS RECEIVED THE UNQUALIFIED ENDORSEMENT FROM THE MOST EMINENT MEN of our land,—distinguished Educators,—THE LITERATI, STATESMEN, AND STATISTICIANS! It presents at a glance a complete and specific political and governmental history of our country, and hence

It is wanted by every Teacher.

It is wanted by every Voter.

It is necessary to every Political Speaker.

It is necessary to every Editor or Political Writer.

It is wanted by every Farmer.

It is wanted by every Politician.

It is wanted by every Mechanic.

It is wanted by every Congressman.

It is wanted by every Artisan.

It is wanted by every Legislator.

It is wanted by every Lawyer.

It is wanted by every Business Man.

It is wanted by every Minister.

It should be in every Library.

Every School in America should have it.

It presents Facts, Figures and Events in a nutshell.

It is Indispensable, because it is Useful.

It is Historical, Descriptive and Biographical.

It is Beautiful and Ornamental.

We want Agents of intelligence and probity for this great, this wonderful work. It is no common one, but a publication of extraordinary merit, and one that requires persons of culture and refinement,—such as are found in the teachers' ranks. We want an Agent of this character in EVERY COUNTY of the United States.

Address,

**GRANGER, DAVIS & WILTSIE,**

**5 DEY STREET, NEW YORK.**



# BOOKS WHICH ARE BOOKS!

---

J. SABIN'S SON,

64 NASSAU STREET, NEW YORK,

Keeps on hand a stock of the finest and best books in various departments of literature.

Special attention paid to the importation of choice editions of the best authors.

Early editions of fine Art Works and generally books and bindings suitable for the libraries of collectors and men of taste.

A large variety of Portraits and Engravings on hand.

Send lists of Books and Portraits wanted.

---

## PORTER & COATES, PUBLISHERS AND IMPORTERS OF STANDARD WORKS,

No. 900 CHESTNUT ST., PHILADELPHIA.

Have the most complete stock of rare, fine and standard books to be found in this country, Catalogues of which will be sent to any address upon application. Also, all new publications.

THE MOST COMPLETE WORK OF ITS KIND.

### THE FIRESIDE ENCYCLOPÆDIA OF POETRY,

COLLECTED AND ARRANGED BY HENRY T. COATES.

Illustrated, Imperial-Octavo, Cloth Extra, Gilt Side and Edges.

"Cyclopædias of poetry are numerous, but for sterling value of its contents for the library, or as a book of reference, no work of the kind will compare with this admirable volume of Mr. Coates. It takes the gems from many volumes, culling with rare skill and judgment."—*Chicago Inter-Ocean*.

### HISTORY OF THE CIVIL WAR IN AMERICA,

BY THE COMTE DE PARIS.

Translated, with the approval of the author, by Louis Tasistro. Volumes I and II, embracing without abridgment the first four volumes of the French edition. This work, which has been pronounced the best history of the late Rebellion published, will be completed in four volumes. Volume III, embracing the fifth and sixth volumes of the French edition, will be ready during the year.

Octavo, Cloth, per Volume, \$3.50; Sheep, Library Style, \$4.50.

PORTER & COATES publish Standard Editions of Hume, Gibbon, Macaulay, Langens Austen, Charlotte Bronte, Dickens, Scott, and many others.



MOLLER & CO.

21 WALL STREET,

NEW YORK CITY,

DEALERS IN

**DIVIDEND (AND ALSO  
DEFAULTED) SECURITIES,**

WHETHER OF

**STATES, CITIES, RAILROADS, OR PRIVATE CORPORATIONS.**

---

We do not confine our business to any specialty, but trade in

**ALL CLASSES OF STOCKS OR BONDS.**

Information freely furnished, and Correspondence solicited.



# MASON & HAMLIN ORGANS



ARE THE  
**VERY  
BEST.**

“MATCHLESS—UNRIVALED.”  
FRANZ LISZT.

Conclusive evidence of the superiority of these Organs is presented in the fact that at

EVERY ONE OF THE GREAT WORLD'S EXHIBITIONS  
*FOR THIRTEEN YEARS*

They have received highest distinctions for demonstrated superiority, being the only American Organs which have received such at any.

NEW STYLES ARE NOW READY,  
WITH IMPORTANT IMPROVEMENTS.

FOR LARGE CHURCHES, splendid styles, with great power and variety; in plain or elegant cases; some with TWO MANUALS and PEDAL BASE; THIRTEEN to TWENTY-THREE STOPS; \$198 to \$570 and upward.

FOR SMALLER CHURCHES, SCHOOLS, &c., with much power and variety, in plain or embellished cases; EIGHT to THIRTEEN or MORE STOPS; at \$84 to \$200 and upwards.

SUPERB DRAWING ROOM STYLES; in BLACK WALNUT, MAHOGANY and EBONIZED cases; ONE and TWO MANUALS; TWELVE to TWENTY-SIX STOPS; \$200 to \$510 and upwards.

ORGANS OF EQUAL EXCELLENCE, though less capacity, for parlors, churches, and all uses; from \$51 upwards.

FOR EASY PAYMENTS; \$5 per month and upwards.

ILLUSTRATED CATALOGUES SENT FREE.

**MASON & HAMLIN ORGAN CO.,**

154 Tremont Street, BOSTON; 46 East 14th Street, NEW YORK;  
149 Wabash Avenue, CHICAGO.



EIGHTEENTH ANNUAL PUBLICATION.

THE  
STATESMAN'S YEAR-BOOK,

STATISTICAL AND HISTORICAL ANNUAL OF THE  
STATES OF THE CIVILIZED WORLD,

FOR THE YEAR 1881.

BY  
FREDERICK MARTIN,

REVISED AFTER OFFICIAL RETURNS.

12mo. \$3.00.

"It has earned the reputation of being the most accurate and complete manual that exists of its kind, and it is simply indispensable. If I could have but one book of reference for the actual state of the world, I should choose this."—*G. W. S., in New York Tribune.*

"Not only statesmen, but all men who desire to keep pace with the march of events, with political and economical changes, in fact with the general progress of the world, will find Mr. Martin's annual an indispensable guide."—*New York Tribune.*

**MACMILLAN & CO., NEW YORK.**

---

PETER HENDERSON & CO.  
SELL  
EVERYTHING  
FOR THE  
GARDEN  
SEEDS, PLANTS, SMALL FRUITS, & C.  
CATALOGUE FREE TO ALL  
WHO APPLY BY LETTER.  
*Peter Henderson & Co.*  
35 CORTLANDT ST. NEW YORK.





**ABBHEY & IMBRIE,**

MANUFACTURERS OF

**FINE FISHING TACKLE**

*OF EVERY DESCRIPTION,*

48 MAIDEN LANE,  
NEW YORK CITY.

---

**RAILROAD INSURANCE.**

**SECURITY & INDEMNITY FURNISHED**

FOR

**STOCK AND BONDHOLDERS.**

*All Railroad Property and Risks, as Common Carriers and Warehousemen, Insured against Loss by FIRE on the only plan that gives Absolute Indemnity at a Minimum Cost.*

ONE or MORE POLICIES ISSUED at THIS OFFICE TO COVER THE PROPERTY OF ANY ROAD in the UNITED STATES.

**SATTERLEE, BOSTWICK & MARTIN,**

171 Broadway, New York.



DO NOT BUY A STYLOGRAPHIC PEN TILL  
YOU HAVE SEEN

# OUR NEW PEN

HAVING THE VERY  
LATEST IMPROVEMENTS.

Patented July 15th, 1879,  
and March 9th, 1880.



## THIS NEW STYLOGRAPHIC PEN

Is now brought to the notice of  
the public with perfect confidence of  
its great superiority over anything of its  
class hitherto produced, and those who have  
contemplated purchasing, can now feel assured of  
getting the very best and latest thing out.

Please send stamp for circular.

Orders filled by Manufacturer's Agent,

**W. WINTHROP,**

ROOM 13.

169 BROADWAY, NEW YORK.

*Joseph Gillott's*  
**Steel Pens**

RECEIVED THE GOLD MEDAL,

Paris Exposition, 1878.

*His Celebrated Numbers,*

**303-404-170-351-332,**

*and his other styles may be had of all dealers  
throughout the world.*

Joseph Gillott & Sons, New York.




# THE Emerson Piano Fortes.

(Established in 1849.)

The Emerson Square Grands now number nearly 25,000 made and sold. They have been widely known and universally commended. They are BRILLIANT and MUSICAL in TONE, LIGHT and CRISP in ACTION, and have earned an especial reputation above all competing instruments for KEEPING IN TUNE.

The Emerson Upright Piano has also obtained a wide-spread popularity, and the demand for them has so increased that a New Factory has just been completed by the



## EMERSON PIANO CO.

For the manufacture of UPRIGHT and COTTAGE PIANOS exclusively, to which they call the attention of the Musical Public as being absolutely unsurpassed in all the essential qualities of a First-Class Piano.

The large number of our Pianos sold gives us an important advantage in lessening the cost of production, and enables us to offer them at very moderate prices, and on easy terms of payment.

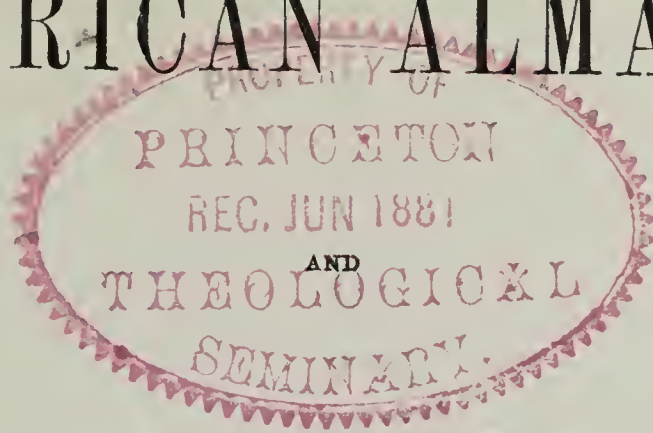
**Every Piano is Warranted for Seven Years.**

Illustrated Catalogues sent free by mail, or furnished at our

**Warerooms, 595 Washington Street,  
BOSTON, MASS.**



✓  
AMERICAN ALMANAC



Treasury of Facts,

STATISTICAL, FINANCIAL, AND POLITICAL,

FOR THE YEAR

1881.

EDITED BY

AINSWORTH R. SPOFFORD,

LIBRARIAN OF CONGRESS.



NEW YORK AND WASHINGTON.  
THE AMERICAN NEWS COMPANY.

—  
1881.

*FOURTH ANNUAL PUBLICATION.*

---

COPYRIGHT, 1880, BY AINSWORTH R. SPOEFORD.

---

THE AMERICAN ALMANAC AND TREASURY OF FACTS

Is published in two editions:

1. Popular Edition, handsome paper cover. Price, 25 cents.
2. Library Edition, with 100 additional pages; elegantly bound in full scarlet cloth. Price, \$1.50.

Copies of the former issues, 1878, 1879, and 1880, may be had, bound, at \$1.50 each.

PRESS OF  
WM. K. BOYLE,  
BALTIMORE.



**FIXED AND MOVABLE FESTIVALS.**

Epiphany.....	Jan. 6	Low Sunday.....	April 24
Septuagesima Sunday.....	Feb. 13	Rogation Sunday.....	May 22
St. Valentine's Day.....	Feb. 14	Holy Thursday—(Ascension Day).....	May 26
Sexagesima Sunday.....	Feb. 20	Decoration Day—(Soldiers' Graves).....	May 30
Washington's Birth-day.....	Feb. 22	Whit Sunday—(Pentecost).....	June 5
Quinquagesima (Shrove) Sunday.....	Feb. 27	Trinity Sunday.....	June 12
Shrove Tuesday.....	March 1	Corpus Christi.....	June 16
Ash Wednesday.....	March 2	Independence Day.....	July 4
First Sunday in Lent—(Quadra- gesima Sunday).....	March 6	Michaelmas.....	Sept. 29
St. Patrick's Day.....	March 17	Halloween.....	Oct. 31
Mid-Lent Sunday.....	March 27	All Saints Day—(Hallowmas).....	Nov. 1
Palm Sunday.....	April 10	Thanksgiving Day.....	Nov. 24
Maundy Thursday.....	April 14	First Sunday in Advent.....	Nov. 27
Good Friday.....	April 15	St. Andrew's Day.....	Nov. 30
Easter Sunday.....	April 17	St. Nicholas' Day.....	Dec. 6
		Christmas Day.....	Dec. 25

**CHRONOLOGICAL CYCLES, ETC.**

Dominical Letter.....	B	Julian Period.....	6594
Solar Cycle.....	14	Jewish Era.....	5641-42
Lunar Cycle, or Golden Number.....	1	Mohammedan Era.....	1298-99
Epact.....	30	Byzantine Era.....	7389-90
Roman Indiction.....	9	Independence of the United States.....	105-106

The Solar Cycle embraces a period of 28 years.  
 The Roman Indiction is a cycle of 15 years.  
 The Lunar Cycle is 235 synodical revolutions of the moon = 19 years.  
 The Epact denotes the age of the moon on the first day of January.

**ECLIPSES FOR THE YEAR 1881.**

In 1881, there will be four Eclipses—two of the Sun, and two of the Moon.

1. A partial Eclipse of the Sun, May 27. Visible in the northern regions of North America and in Northern Asia. In the more Northern and Western of the Central States, it will appear as a slight eclipse, commencing shortly before sunset. It will begin as follows: Cleveland, 7 h. 20 m. P. M.; Detroit, 7 h. 16 m. P. M.; Indianapolis, 7 h. 11 m. P. M.; Chicago, 6 h. 37 m. P. M.; St. Louis, 6 h. 58 m. P. M.; St. Paul, 6 h. 33 m. P. M.; and will continue beyond sun-set. Invisible at Washington.

2. A total Eclipse of the Moon, June 11. Visible in North and South America. In the United States, the period of the Moon's entering into shadow and emerging from it will be as follows:

VISIBLE AT	BEGINS	TOTALITY			ENDS
		Begins	Middle	Ends	
Boston.....	12th, 0 26 A. M.	1 29 A. M.	1 56 A. M.	2 51 A. M.	3 52 A. M.
New York.....	" 0 14 "	1 17 "	1 44 "	2 39 "	3 40 "
Philadelphia.....	" 0 10 "	1 13 "	1 40 "	2 35 "	3 36 "
Washington.....	" 0 22 "	1 5 "	1 48 "	2 27 "	3 28 "
Buffalo.....	11th, 11 55 P. M.	0 58 "	1 41 "	2 20 "	3 21 "
Charleston.....	" 11 50 "	0 53 "	1 36 "	2 15 "	3 16 "
St. Louis.....	" 11 9 "	0 12 "	0 55 "	1 34 "	2 35 "
Chicago.....	" 11 20 "	0 23 "	1 6 "	1 45 "	2 46 "

Magnitude of Eclipse = 1.365 (Moon's Diameter = 1.)

3. An annular Eclipse of the Sun, November 21. Invisible in the United States. Visible in the southern part of South America, and in the Antarctic Ocean.

4. A partial Eclipse of the Moon, December 5. Invisible in the United States. Visible more or less to Europe, Asia, Africa, Australia, and northwestern portion of North America. To places on the Pacific coast, the moon will set in the morning tinged with the advancing penumbral shade.

A transit of Mercury over the Sun's disc will occur November 7. Invisible east of a line drawn through Cleveland, O., and Charleston, S. C. To the west of that line it will be partly visible, the ingress occurring, in Washington time, at 5 h. 8 m. P. M. Egress occurs after Sunset in all parts of the United States.

**MORNING STARS.**

VENUS from May 3 to December 31.  
 MARS from January 1 to December 26.  
 JUPITER from April 22 to November 13.  
 SATURN from April 21 to October 31.

**EVENING STARS.**

VENUS from January 1 to May 3.  
 MARS from December 26 to 31.  
 JUPITER, Jan. 1 to April 21; Nov. 13 to Dec. 31.  
 SATURN, Jan. 1 to April 21; Oct. 31 to Dec. 31.

# PERPETUAL CALENDAR.

For finding the day of the week on which any day of any month falls, (or the day of the month of any given day of the week) in any year before or after Christ, Old Style or New.

Compiled by Joseph P. Bradley.—Copyright.

				Jan. Oct.	April. July.	Sept. Dec.	June.	Feb. Mar. Nov.	Aug.	May.				
<b>Centuries—Old Style or Julian.</b>				1	2	3	4	5	6	7	<b>Centuries—New Style.</b>			
				8	9	10	11	12	13	14				
				15	16	17	18	19	20	21				
				22	23	24	25	26	27	28				
				29	30	31								
<b>B. C.</b>	<b>A. D.</b>										<b>A. D.</b>			
7	1	8	15	Satu.	Sun.	Mon.	Tues.	Wed.	Thur.	Frid.	.....	18	22	26
6	2	9	16	Frid.	Satu.	Sun.	Mon.	Tues.	Wed.	Thur.	.....	.....	.....	.....
5	3	10	17	Thur.	Frid.	Satu.	Sun.	Mon.	Tues.	Wed.	.....	19	23	27
4	4	11	18	Wed.	Thur.	Frid.	Satu.	Sun.	Mon.	Tues.	.....	.....	.....	.....
3	5	12	19	Tues.	Wed.	Thur.	Frid.	Satu.	Sun.	Mon.	16	20	24	28
2	6	13	20	Mon.	Tues.	Wed.	Thur.	Frid.	Satu.	Sun.	17	21	25	29
1	7	14	21	Sun.	Mon.	Tues.	Wed.	Thur.	Frid.	Satu.	.....	.....	.....	.....
<b>Years of the Cen- tury.</b>  N. B.—Leap years being inserted twice, the first number is used when the given date is in January, or February; the second, for the other months.				1	2	3	4	<b>4</b>	5	6	<b>EXPLANATION OF THE CALENDAR.</b> 1. The days of the different months as given above, fall, in any year, on the week-day found opposite the century (Old or New Style) in which the year occurs, and over the year thereof. 2. Find the year in "Years of the Century;" follow up the column to the day on the same horizontal line with the given century. Find this day under the given month. The figures above it in the same vertical line show the dates of that day during the given month, and the week-days in the same horizontal line to the right or left have their respective dates above them, thus forming the entire calendar for that month and year.			
				7	8	<b>8</b>	9	10	11	12				
				<b>12</b>	13	14	15	16	<b>16</b>	17				
				18	19	20	<b>20</b>	21	22	23				
				24	<b>24</b>	25	26	27	28	<b>28</b>				
				29	30	31	32	<b>32</b>	33	34				
				35	36	<b>36</b>	37	38	39	40				
				<b>40</b>	41	42	43	44	<b>44</b>	45				
				46	47	48	<b>48</b>	49	50	51				
				52	<b>52</b>	53	54	55	56	<b>56</b>				
				57	58	59	60	<b>60</b>	61	62				
				63	64	<b>64</b>	65	66	67	68				
				<b>68</b>	69	70	71	72	<b>72</b>	73				
				74	75	76	<b>76</b>	77	78	79				
				80	<b>80</b>	81	82	83	84	<b>84</b>				
				85	86	87	88	<b>88</b>	89	90				
				91	92	<b>92</b>	93	94	95	96				
<b>96</b>	97	98	99	100	<b>100</b>									

EXAMPLE 1.—To find the day of the week for July 4th, 1881. Opposite Century 19, New Style, and over year 81, is *Saturday*. Under July, Saturday falls in the vertical line under 2, and the second day to the right following, under 4, is Monday, July 4th.

EXAMPLE 2.—To find the day of the week on which Columbus discovered America, October 12th, 1492, Old Style. Opposite Century 15, Old Style, and over 92 in black letter (it being leap year,) is *Monday*. Therefore, October 8th was Monday; and the line of week-days in which Monday falls under October (which is the sixth,) with the days of the month above, constitute the entire Calendar for October, 1492, Old Style, and the 12th, as seen, falls on Friday.

EXAMPLE 3.—To find the 1st Tuesday after the 1st Monday in November, (Election Day,) 1882. Find 82 in "Years of the Century;" follow up the column to the day on a line with the figure 19 of the "Centuries, New Style:" this will be found to be Sunday. Under November, Sunday is found in the vertical line under 5, of the calendar above, Monday to the right of it under 6, and Tuesday under 7. So the Tuesday after the first Monday, is the 7th.



THE TIME OF HIGH WATER

at the places following may be found approximately for each day by adding to or subtracting from the time of high water at New York the hours and minutes annexed.

[Corrected at the office of the United States Coast and Geodetical Survey.]

	H.	M.		H.	M.
Albany, N. Y.....add	9	39	New London, Conn.....add	1	16
Annapolis, Md.....add	8	57	Newport, R. I.....sub.		22
Atlantic City, N. J.....sub.		18	Norfolk, Va.....add		56
Baltimore, Md.....add	10	52	Norwich, Conn.....add	2	5
Bar Harbor, Me.....add	2	50	Old Point Comfort, Va...add		37
Beaufort, S. C.....sub.		9	Philadelphia, Pa.....add	5	37
Block Island, R. I.....sub.		53	Plymouth, Mass.....add	3	12
Boston, Mass.....add	3	22	Point Lookout, Md.....add	4	49
Bridgeport, Conn.....add	3	4	Portland, Me.....add	3	10
Bristol, R. I.....sub.		2	Portsmouth, N. H.....add	3	16
Cape May, N. J.....add		12	Poughkeepsie, N. Y.....add	4	27
Charleston, S. C.....sub.		43	Providence, R. I.....add		7
Eastport, Me.....add	3	1	Richmond, Va.....add	8	47
Fernandina, Fla.....sub.		19	Rockaway Inlet, N. Y...sub.		28
Gloucester, Mass.....add	2	57	Rockland, Me.....add	2	55
Isles of Shoals.....add	3	11	Rockport, Mass.....add	2	50
Jacksonville, Fla.....add		36	Salem, Mass.....add	3	05
Key West, Fla.....add	1	23	Sandy Hook, N. J.....sub.		36
League Island, Pa.....add	5	12	Savannah, Ga.....sub.		49
Marblehead, Mass.....add	3	4	Smithville, N. C.....sub.		51
Nahant, Mass.....add	3	2	Vineyard Haven, Mass...add	3	35
Nantucket, Mass.....add	4	31	Washington, D. C.....add	11	54
New Bedford, Mass.....add		10	Watch Hill, R. I.....add		53
Newburyport, Mass.....add	3	29	West Point, N. Y.....add	2	55
New Haven, Conn.....add	3	1	Wilmington, N. C.....add		59

EXAMPLE.—To ascertain at what hour it will be high tide at Baltimore on the 1st of August, find the time of high water at New York under August 1st, which is 4.24 A.M., then add 10 hours 52 minutes, as found in the table of Tide Constants under Baltimore, and we have 3.16 P.M. as the hour of high water at Baltimore August 1st, 1880.

NOTE.—The hours of high water in the calendar pages are the morning hours—from midnight to noon—throughout the year, as computed for the U. S. Coast Survey. To find the time of next high water, or the afternoon tide—from noon to midnight—add 12 h. 25 m. in each day. The result will be the proximate hour of evening tide. For low water, add 6 h. 12 m., approximately, to the time of high water.

Explanation of the Calendar.

THE two natural divisions of time are the day, of 24 hours, representing one revolution of the earth on its axis, and the year, 365 days, approximately representing one revolution of the earth around the sun. The month represents (nearly) the period of the moon's revolution round the earth (about 29½ days), while the week is approximately one-fourth of this.

By the Julian Calendar, established by Julius Cæsar, 46 B.C., the months were reconstructed; the Roman year, which began March 1, and had but ten months, being changed to Jan. 1, and two months added. Thirty-one days were given to the 1st, 3d, 5th, 7th, 8th, 10th, and 12th months, and 30 days each to the rest, except February, which on every fourth year received an intercalary day, made by the *sexto Calendas Martius*, whence "leap year" came to be called *Bis-sextile*. As the Julian year had 365¼ days, its length exceeded the true solar year by 11m.14 sec., so that the equinox in the course of centuries fell back several days. To correct this error, Pope Gregory XIII. in 1582 reformed the calendar by suppressing ten days, restoring the equinox to March 21. The Gregorian Calendar also made every year which is divisible by four without a remainder a leap year, except the centesimal years, which are only leap years when the first two figures are divisible by four: thus 1600 was a leap year, 1700, 1800, and 1900 common years, 2000 a leap year, etc. The length of the mean year is 365 d. 5h. 49m. 12sec., exceeding the true solar year nearly 26 sec., which error amounts only to 1 day in 3.325 years.

The Gregorian Calendar was adopted by Germany in 1700, and by English law in 1752, when the Julian Calendar, or *old style*, gave place to the *new style*, by dropping eleven days from the month of September, 1752.

The festival of Easter, commemorating the resurrection of Christ, used to be observed on the 14th day of the moon, *i.e.*, near the full moon—the same as the Jewish Passover. But the Council of Nice, A.D. 325, ordered Easter to be celebrated on the Sunday next succeeding the full moon that comes on or next after the vernal equinox—March 21st; thus making Easter and the related feast and fast days movable holidays.

1ST MONTH.]

**JANUARY.**

[31 DAYS.

MOON'S PHASES.		Boston.	New York.	Washington.	Charleston.	Chicago.
FIRST QUARTER.....	D.	H. M.	H. M.	H. M.	H. M.	H. M.
FULL MOON.....	7	3 25 M.	3 13 M.	3 01 M.	2 49 M.	2 19 M.
LAST QUARTER.....	15	6 50 M.	6 38 M.	6 26 M.	6 14 M.	5 44 M.
NEW MOON.....	23	4 4 M.	3 52 M.	3 40 M.	3 26 M.	2 58 M.
	29	8 4 A.	7 52 A.	7 40 A.	7 28 A.	6 58 A.

	Calendar for Boston, New England, New York State, Michigan, Wisconsin, Iowa, Minnesota, Oregon.			Calendar for N. Y. City, Philadelphia, Connecticut, New Jersey, Pennsylvania, Ohio, Indiana, Illinois, Nebraska.			High Water at N. Y.	Calendar for Washington, Maryland, Delaware, Virginia, Kentucky, Missouri, Kansas, Colorado, Nevada, California.			Calendar for Charleston, North Carolina, Tennessee, Georgia, Alabama, Mississippi, Louisiana, Texas, Arkansas.		
	Sun Rises.	Sun Sets.	Moon Sets.	Sun Rises.	Sun Sets.	Moon Sets.		Sun Rises.	Sun Sets.	Moon Sets.	Sun Rises.	Sun Sets.	Moon Rises.
	H. M.	H. M.	H. M.	H. M.	H. M.	H. M.		H. M.	H. M.	H. M.	H. M.	H. M.	H. M.
1 Sa	7 30	4 38	6 15	7 25	4 44	6 20	8 36	7 19	4 49	6 25	7 3	5 5	6 38
2 S.	7 30	4 39	7 33	7 25	4 44	7 37	9 35	7 19	4 50	7 40	7 3	5 6	7 50
3 M	7 30	4 40	8 49	7 25	4 45	8 51	10 32	7 19	4 51	8 53	7 3	5 7	8 58
4 Tu	7 30	4 41	10 01	7 25	4 46	10 02	11 28	7 19	4 51	10 02	7 3	5 7	10 04
5 W	7 30	4 42	11 10	7 25	4 47	11 09	.. ..	7 19	4 52	11 0	7 4	5 8	11 06
6 Th	7 30	4 43	morn	7 25	4 48	morn	0 48	7 19	4 53	morn	7 4	5 9	morn
7 Fr	7 30	4 44	17	7 25	4 49	15	1 38	7 19	4 54	13	7 4	5 10	7
8 Sa	7 29	4 45	1 23	7 24	4 50	1 20	2 26	7 19	4 55	1 16	7 4	5 11	1 07
9 S.	7 29	4 46	2 28	7 24	4 51	2 24	3 17	7 19	4 56	2 19	7 4	5 11	2 07
10 M	7 29	4 47	3 31	7 24	4 52	3 25	4 16	7 19	4 57	3 19	7 4	5 12	3 04
11 Tu	7 29	4 48	4 28	7 24	4 53	4 22	5 15	7 19	4 58	4 15	7 3	5 13	3 58
12 W	7 28	4 49	5 24	7 23	4 54	5 17	6 08	7 18	4 59	5 10	7 3	5 14	4 53
13 Th	7 28	4 50	6 11	7 23	4 55	6 05	6 52	7 18	5 0	5 58	7 3	5 15	5 42
14 Fr	7 28	4 52	6 52	7 23	4 56	6 46	7 34	7 18	5 1	6 41	7 3	5 16	6 26
15 Sa	7 27	4 53	rises	7 22	4 57	rises	8 14	7 17	5 2	rises	7 3	5 17	rises
16 S.	7 27	4 54	6 37	7 22	4 59	6 41	8 54	7 17	5 3	6 44	7 3	5 18	6 52
17 M	7 26	4 55	7 29	7 21	5 0	7 27	9 32	7 17	5 4	7 43	7 2	5 19	7 48
18 Tu	7 25	4 56	8 30	7 21	5 1	8 29	10 10	7 16	5 6	8 31	7 2	5 20	8 33
19 W	7 25	4 58	9 32	7 20	5 2	9 32	10 51	7 16	5 7	9 31	7 2	5 21	9 29
20 Th	7 24	4 59	10 36	7 20	5 3	10 34	11 32	7 15	5 8	10 32	7 1	5 21	10 27
21 Fr	7 23	5 0	11 44	7 19	5 4	11 41	.. ..	7 15	5 9	38	7 1	5 22	11 30
22 Sa	7 23	5 1	morn	7 19	5 6	morn	0 38	7 14	5 10	morn	7 1	5 23	morn
23 S.	7 22	5 3	48	7 18	5 7	44	1 23	7 13	5 11	39	7 0	5 24	28
24 M	7 21	5 4	1 57	7 17	5 8	1 52	2 13	7 13	5 12	1 46	7 0	5 25	1 32
25 Tu	7 20	5 5	3 04	7 16	5 9	2 58	3 10	7 12	5 13	2 52	6 59	5 26	2 35
26 W	7 20	5 6	4 02	7 15	5 10	3 56	4 17	7 11	5 15	3 49	6 59	5 27	3 32
27 Th	7 19	5 8	5 02	7 15	5 12	4 54	5 25	7 11	5 16	4 49	6 58	5 28	4 32
28 Fr	7 18	5 9	5 53	7 14	5 13	5 46	6 28	7 10	5 17	5 42	6 58	5 29	5 28
29 Sa	7 17	5 10	sets	7 13	5 14	sets	7 25	7 9	5 18	sets	6 57	5 30	sets
30 S.	7 16	5 11	6 21	7 12	5 15	6 25	8 21	7 8	5 19	6 27	6 56	5 31	6 34
31 M	7 15	5 13	7 35	7 11	5 17	7 38	9 17	7 7	5 20	7 38	6 56	5 32	7 42

To find the time of high tide at fifty places in the United States, see page 5.

NOTABLE EVENTS IN JANUARY.

- Jan. 1, 1863. President Lincoln's Emancipation Proclamation.
- " 2, 1788. Georgia ratified the Constitution.
- " 6, 1844. First Magnetic Telegraph—from Baltimore to Washington.
- " 8, 1815. Defeat of British Army by Jackson at New Orleans.
- " 10, 1840. Penny Postage established in England.
- " 13, 1825. Slavery abolished in Mexico.
- " 14, 1848. Gold discovered in California.
- " 26, 1837. Michigan admitted into the Union.
- " 29, 1861. Kansas admitted into the Union.
- " 31, 1849. Abolition of the British Corn Laws.



2D MONTH.]

FEBRUARY.

[28 DAYS.

MOON'S PHASES.		Boston.	New York.	Washington.	Charleston.	Chicago.
FIRST QUARTER.....	D. 5	H. M. 8 10 A.	H. M. 7 58 A.	H. M. 7 46 A.	H. M. 7 34 A.	H. M. 7 4 A.
FULL MOON.....	14	1 40 M.	1 28 M.	1 16 M.	1 4 M.	0 34 M.
LAST QUARTER.....	21	2 46 A.	2 34 A.	2 22 A.	2 10 A.	1 40 A.
NEW MOON.....	28	6 48 M.	6 36 M.	6 24 M.	6 12 M.	6 42 M.

	Calendar for Boston, New England, New York State, Michigan, Wisconsin, Iowa, Minnesota, Oregon.			Calendar for N. Y. City, Philadelphia, Connecticut, New Jersey, Pennsylvania, Ohio, Indiana, Illinois, Nebraska.			High Water at N. Y.	Calendar for Washington, Maryland, Delaware, Virginia, Kentucky, Missouri, Kansas, Colorado, Nevada, California.			Calendar for Charleston, North Carolina, Tennessee, Georgia, Alabama, Mississippi, Louisiana, Texas, Arkansas.		
	Sun Rises.	Sun Sets.	Moon Sets.	Sun Rises.	Sun Sets.	Moon Sets.		Sun Rises.	Sun Sets.	Moon Sets.	Sun Rises.	Sun Sets.	Moon Rises.
	H. M.	H. M.	H. M.	H. M.	H. M.	H. M.		H. M.	H. M.	H. M.	H. M.	H. M.	H. M.
1 Tu	7 14	5 14	8 49	7 10	5 18	8 49	10 10	7 6	5 22	8 48	6 55	5 33	8 42
2 W	7 13	5 15	10 00	7 9	5 19	9 58	11 01	7 5	5 23	9 57	6 54	5 34	9 53
3 Th	7 12	5 17	11 09	7 8	5 20	11 06	11 51	7 5	5 24	11 03	6 54	5 35	10 55
4 Fr	7 10	5 18	morn	7 7	5 21	morn	0 18	7 4	5 25	morn	6 53	5 36	11 56
5 Sa	7 9	5 19	15	7 6	5 23	11	1 05	7 3	5 26	7	6 52	5 37	morn
6 S.	7 8	5 21	1 20	7 5	5 24	1 15	1 51	7 2	5 27	1 10	6 51	5 38	56
7 M	7 7	5 22	2 20	7 4	5 25	2 14	2 38	7 0	5 28	2 08	6 51	5 38	1 52
8 Tu	7 6	5 23	3 16	7 3	5 26	3 09	3 34	6 59	5 30	3 03	6 50	5 39	2 46
9 W	7 5	5 25	4 07	7 1	5 28	4 00	4 35	6 58	5 31	3 52	6 49	5 40	3 35
10 Th	7 3	5 26	4 49	7 0	5 29	4 43	5 33	6 57	5 32	4 37	6 48	5 41	4 20
11 Fr	7 2	5 27	5 27	6 59	5 30	5 21	6 23	6 56	5 33	5 15	6 47	5 42	5 01
12 Sa	7 1	5 28	5 58	6 58	5 31	5 53	7 06	6 55	5 34	5 49	6 46	5 43	5 37
13 S.	6 59	5 30	6 27	6 57	5 32	6 24	7 45	6 54	5 35	6 20	6 45	5 44	6 11
14 M	6 58	5 31	rises	6 55	5 34	rises	8 24	6 53	5 36	rises	6 44	5 45	rises
15 Tu	6 56	5 32	7 24	6 54	5 35	7 24	9 00	6 51	5 37	7 22	6 43	5 46	7 18
16 W	6 55	5 33	8 28	6 53	5 36	8 27	9 38	6 50	5 39	8 26	6 42	5 46	8 22
17 Th	6 54	5 35	9 33	6 51	5 37	9 31	10 18	6 49	5 40	9 28	6 41	5 47	9 21
18 Fr	6 52	5 36	10 39	6 50	5 38	10 36	11 01	6 47	5 41	10 32	6 40	5 48	10 21
19 Sa	6 51	5 37	11 47	6 48	5 39	11 42	11 45	6 46	5 42	11 36	6 39	5 49	11 23
20 S.	6 49	5 39	morn	6 47	5 41	morn	0 10	6 45	5 43	morn	6 38	5 50	morn
21 M	6 48	5 40	54	6 46	5 42	47	0 58	6 44	5 44	42	6 37	5 51	26
22 Tu	6 46	5 41	1 59	6 44	5 43	1 51	1 51	6 42	5 45	1 55	6 36	5 52	1 38
23 W	6 45	5 42	2 57	6 43	5 44	2 51	2 50	6 41	5 46	2 44	6 36	5 52	2 27
24 Th	6 43	5 44	3 48	6 41	5 45	3 43	4 00	6 40	5 47	3 36	6 35	5 53	3 21
25 Fr	6 42	5 45	4 32	6 40	5 46	4 28	5 11	6 38	5 48	4 22	6 34	5 54	4 10
26 Sa	6 40	5 46	5 10	6 38	5 47	5 07	6 13	6 37	5 49	5 00	6 33	5 55	4 54
27 S.	6 39	5 47	5 43	6 37	5 48	5 41	7 09	6 36	5 50	sets	6 32	5 56	sets.
28 M	6 38	5 48	6 12	6 36	5 49	6 12	8 02	6 35	5 51	6 27	6 31	5 57	6 29

To find the time of high tide at fifty places in the United States, see page 5.

NOTABLE EVENTS IN FEBRUARY.

- Feb. 2, 1848. Mexican Treaty, Guadalupe Hidalgo, signed.
- " 5, 1788. Massachusetts ratified the Constitution.
- " 7, 1812. Charles Dickens born.
- " 8, 1587. Mary, Queen of Scots, beheaded.
- " 13, 1689. William III and Mary proclaimed sovereigns of England.
- " 14, 1859. Oregon admitted into the Union.
- " 19, 1821. Florida ceded by Spain to the United States.
- " 22, 1732. George Washington born.
- " 23, 1848. John Quincy Adams died, aged 80.
- " 24, 1863. Territory of Arizona organized.
- " 25, 1791. First United States Bank chartered.
- " 26, 1848. French Republic proclaimed.

3D MONTH.]

MARCH.

[31 DAYS.

MOON'S PHASES.		Boston.	New York.	Washington.	Charleston.	Chicago.
FIRST QUARTER.....	D. 7	H. M. 3 18 A.	H. M. 3 6 A.	H. M. 2 51 A.	H. M. 2 42 A.	H. M. 2 12 A.
FULL MOON.....	15	5 53 A.	5 41 A.	5 29 A.	5 17 A.	4 47 A.
LAST QUARTER.....	22	10 46 A.	10 34 A.	10 22 A.	10 10 A.	9 40 A.
NEW MOON.....	29	5 48 A.	5 36 A.	5 24 A.	5 12 A.	4 42 A.

	Calendar for Boston, New England, New York State, Michigan, Wisconsin, Iowa, Minnesota, Oregon.			Calendar for N. Y. City, Philadelphia, Connecticut, New Jersey, Pennsylvania, Ohio, Indiana, Illinois, Nebraska.			High Water at N. Y.	Calendar for Washington, Maryland, Delaware, Virginia, Kentucky, Missouri, Kansas, Colorado, Nevada, California.			Calendar for Charleston, North Carolina, Tennessee, Georgia, Alabama, Mississippi, Louisiana, Texas, Arkansas.		
	Sun Rises.	Sun Sets.	Moon Sets.	Sun Rises.	Sun Sets.	Moon Sets.		Sun Rises.	Sun Sets.	Moon Sets.	Sun Rises.	Sun Sets.	Moon Rises.
	H. M.	H. M.	H. M.	H. M.	H. M.	H. M.		H. M.	H. M.	H. M.	H. M.	H. M.	H. M.
1 Tu	6 35	5 50	7 36	6 34	5 51	7 35	8 52	6 32	5 53	7 34	6 28	5 57	7 32
2 W	6 34	5 51	8 47	6 32	5 52	8 44	9 42	6 31	5 54	8 42	6 27	5 58	8 36
3 Th	6 32	5 52	9 56	6 31	5 53	9 52	10 30	6 29	5 55	9 49	6 25	5 59	9 39
4 Fr	6 30	5 53	10 04	6 29	5 55	10 59	11 18	6 28	5 56	10 55	6 24	6 01	10 42
5 Sa	6 29	5 55	morn	6 28	5 56	morn	.. ..	6 26	5 57	11 56	6 23	6 01	11 41
6 S.	6 27	5 56	7	6 26	5 57	1	0 29	6 25	5 58	inorn	6 22	6 1	morn
7 M	6 25	5 57	1 06	6 25	5 58	1 00	1 15	6 24	5 59	53	6 20	6 2	37
8 Tu	6 24	5 58	1 59	6 23	5 59	1 52	2 02	6 22	6 0	1 46	6 19	6 3	1 29
9 W	6 22	5 59	2 45	6 21	6 0	2 38	2 54	6 20	6 1	2 33	6 18	6 4	2 16
10 Th	6 20	6 1	3 25	6 20	6 1	3 19	3 53	6 19	6 2	3 15	6 17	6 4	3 00
11 Fr	6 19	6 2	3 58	6 18	6 2	3 53	4 55	6 17	6 3	3 50	6 15	6 5	3 37
12 Sa	6 17	6 3	4 28	6 16	6 3	4 24	5 45	6 16	6 4	4 20	6 14	6 6	4 10
13 S.	6 15	6 4	4 56	6 15	6 5	4 53	6 30	6 15	6 5	4 50	6 13	6 6	4 42
14 M	6 14	6 5	5 21	6 13	6 6	5 19	7 10	6 13	6 6	5 19	6 12	6 7	5 15
15 Tu	6 12	6 6	5 44	6 11	6 7	5 43	7 48	6 11	6 7	5 43	6 10	6 8	5 42
16 W	6 10	6 7	rises	6 10	6 8	rises	8 26	6 10	6 8	rises	6 9	6 9	rises
17 Th	6 8	6 9	8 30	6 8	6 9	8 27	9 05	6 8	6 9	8 23	6 8	6 9	8 14
18 Fr	6 7	6 10	9 38	6 6	6 10	9 33	9 47	6 6	6 10	9 29	6 6	6 10	9 17
19 Sa	6 5	6 11	10 45	6 5	6 11	10 39	10 32	6 5	6 11	10 32	6 5	6 11	10 18
20 S.	6 3	6 12	11 51	6 3	6 12	11 44	11 20	6 3	6 12	11 37	6 4	6 11	11 21
21 M	6 1	6 13	morn	6 1	6 13	morn	.. ..	6 2	6 13	morn	6 2	6 12	morn
22 Tu	6 0	6 14	51	6 0	6 14	44	0 41	6 0	6 14	38	6 1	6 13	21
23 W	5 58	6 15	1 45	5 58	6 15	1 38	1 37	5 59	6 15	1 32	6 0	6 14	1 17
24 Th	5 56	6 17	2 29	5 57	6 16	2 24	2 40	5 57	6 16	2 19	5 58	6 14	2 05
25 Fr	5 54	6 18	3 08	5 55	6 17	3 04	3 50	5 55	6 17	3 00	5 57	6 15	2 49
26 Sa	5 53	6 19	3 42	5 53	6 18	3 39	4 57	5 54	6 18	3 37	5 56	6 16	3 30
27 S.	5 51	6 20	4 12	5 52	6 19	4 11	5 58	5 52	6 19	4 10	5 54	6 17	4 06
28 M	5 49	6 21	4 42	5 50	6 20	4 41	6 51	5 51	6 20	4 42	5 53	6 17	4 42
29 Tu	5 47	6 22	sets	5 48	6 21	sets	7 40	5 49	6 21	sets	5 52	6 18	sets
30 W	5 46	6 23	7 35	5 47	6 22	7 32	8 28	5 48	6 22	7 29	5 50	6 19	7 22
31 Th	5 44	6 25	8 44	5 45	6 24	8 40	9 13	5 46	6 23	8 36	5 49	6 19	8 25

To find the time of high tide at fifty places in the United States, see page 5.

NOTABLE EVENTS IN MARCH.

- March 1, 1867. Nebraska admitted into the Union.
- “ 2, 1853. Territory of Washington organized.
- “ 3, 1845. Florida admitted into the Union.
- “ 4, 1791. Vermont admitted into the Union.
- “ 5, 1770. Boston Massacre by British troops.
- “ 8, 1702. Accession of Queen Anne.
- “ 11, 1702. First London daily newspaper.
- “ 15, 1820. Maine admitted into the Union.
- “ 24, 1603. Queen Elizabeth died.
- “ 30, 1867. Alaska acquired by treaty with Russia.



4TH MONTH.]

APRIL.

[30 DAYS.

MOON'S PHASES.		Boston.	New York.	Washington.	Charleston.	Chicago.
FIRST QUARTER.....	D. 6	H. M. 11 10 M.	H. M. 10 58 M.	H. M. 10 46 M.	H. M. 10 34 M.	H. M. 10 4 M.
FULL MOON.....	14	7 6 M.	6 54 M.	6 42 M.	6 30 M.	6 0 M.
LAST QUARTER.....	21	4 54 M.	4 42 M.	4 30 M.	4 18 M.	3 43 M.
NEW MOON.....	27	5 40 M.	5 28 M.	5 16 M.	5 4 M.	4 34 M.

	Calendar for Boston, New England, New York State, Michi- gan, Wisconsin, Iowa, Minnesota, Oregon.			Calendar for N. Y. City, Philadelphia, Connecticut, New Jersey, Pennsylvan- ia, Ohio, Indiana, Illinois, Nebraska.			High Water at N. Y.	Calendar for Wash- ington, Maryland, Delaware, Virg- inia, Kentucky, Missouri, Kansas, Colorado, Nevada, California.			Calendar for Charles- ton, North Caro- lina, Tennessee, Georgia, Alabama, Mississippi, Louisi- ana, Texas, Arkan- sas.		
	Sun Rises.	Sun Sets.	Moon Sets.	Sun Rises.	Sun Sets.	Moon Sets.		Sun Rises.	Sun Sets.	Moon Sets.	Sun Rises.	Sun Sets.	Moon Rises.
	H. M.	H. M.	H. M.	H. M.	H. M.	H. M.		H. M.	H. M.	H. M.	H. M.	H. M.	H. M.
1 Fr	5 42	6 26	9 50	5 43	6 25	9 45	9 59	5 44	6 23	9 39	5 48	6 20	9 26
2 Sa	5 41	6 27	10 52	5 42	6 26	10 46	10 44	5 43	6 24	10 40	5 47	6 21	10 24
3 S.	5 39	6 28	11 49	5 40	6 27	11 43	11 30	5 41	6 25	11 36	5 45	6 21	11 20
4 M	5 37	6 29	morn	5 38	6 28	morn	.. ..	5 40	6 26	morn	5 44	6 22	morn
5 Tu	5 35	6 30	38	5 37	6 29	31	0 40	5 38	6 27	25	5 43	6 23	8
6 W	5 34	6 31	1 21	5 35	6 30	1 14	1 26	5 37	6 28	1 09	5 41	6 24	54
7 Th	5 32	6 32	1 57	5 34	6 31	1 52	2 13	5 35	6 29	1 47	5 40	6 24	1 33
8 Fr	5 30	6 33	2 27	5 32	6 32	2 23	3 07	5 34	6 30	2 19	5 39	6 25	2 08
9 Sa	5 29	6 35	2 56	5 30	6 33	2 52	4 09	5 32	6 31	2 49	5 38	6 26	2 41
10 S.	5 27	6 36	3 22	5 29	6 34	3 19	5 00	5 31	6 32	3 17	5 36	6 26	3 12
11 M	5 25	6 37	3 45	5 27	6 35	3 44	5 48	5 29	6 33	3 44	5 35	6 27	3 41
12 Tu	5 24	6 38	4 10	5 26	6 36	4 11	6 31	5 28	6 34	4 11	5 34	6 28	4 10
13 W	5 22	6 39	4 36	5 24	6 37	4 38	7 12	5 26	6 35	4 40	5 33	6 29	4 44
14 Th	5 20	6 40	5 05	5 22	6 38	5 08	7 51	5 25	6 36	5 11	5 31	6 29	5 19
15 Fr	5 19	6 41	rises	5 21	6 39	rises	8 34	5 23	6 37	rises	5 30	6 30	rises
16 Sa	5 17	6 42	9 39	5 19	6 40	9 34	9 19	5 22	6 38	9 29	5 29	6 31	9 18
17 S.	5 16	6 44	10 44	5 18	6 41	10 38	10 09	5 20	6 39	10 32	5 28	6 31	10 18
18 M	5 14	6 45	11 40	5 16	6 42	11 34	11 03	5 19	6 40	11 28	5 27	6 32	11 12
19 Tu	5 12	6 46	morn	5 15	6 43	morn	.. ..	5 18	6 41	morn	5 25	6 33	morn
20 W	5 11	6 47	31	5 13	6 44	24	0 28	5 16	6 42	18	5 24	6 33	1
21 Th	5 9	6 48	1 10	5 12	6 45	1 04	1 27	5 15	6 42	59	5 23	6 34	43
22 Fr	5 8	6 49	1 47	5 11	6 46	1 41	2 28	5 13	6 43	1 37	5 22	6 35	1 22
23 Sa	5 6	6 50	2 17	5 9	6 47	2 12	3 34	5 12	6 44	2 09	5 21	6 36	2 32
24 S.	5 5	6 51	2 45	5 8	6 48	2 42	4 40	5 11	6 45	2 40	5 20	6 36	2 58
25 M	5 3	6 52	3 12	5 6	6 49	3 10	5 39	5 9	6 46	3 10	5 19	6 37	3 06
26 Tu	5 2	6 54	3 35	5 5	6 51	3 34	6 30	5 7	6 47	3 36	5 18	6 38	3 35
27 W	5 0	6 55	sets	5 4	6 52	sets	7 18	5 6	6 48	sets	5 17	6 39	sets
28 Th	4 59	6 56	7 31	5 2	6 53	7 29	8 02	5 5	6 49	7 24	5 16	6 39	7 12
29 Fr	4 58	6 57	8 35	5 1	6 54	8 31	8 45	5 4	6 50	8 25	5 15	6 40	8 11
30 Sa	4 56	6 58	9 30	5 0	6 55	9 25	9 27	5 3	6 51	9 18	5 14	6 41	9 03

To find the time of high tide at fifty places in the United States, see page 5.

NOTABLE EVENTS IN APRIL.

- April 1, 1789. First House of Representatives organized at New York.
- " 2, 1792. United States Mint established at Philadelphia.
- " 6, 1789. First United States Senate organized at New York.
- " 10, 1816. United States Bank incorporated.
- " 14, 1865. President Lincoln assassinated.
- " 17, 1790. Benjamin Franklin died.
- " 19, 1775. Battles of Lexington and Concord.
- " 23, 1616. William Shakespeare died, aged 52.
- " 24, 1704. Boston *News Letter*, first journal in the United States, issued.
- " 28, 1788. Maryland ratified the Constitution.
- " 30, 1812. Louisiana admitted into the Union.

5TH MONTH.]

MAY.

[31 DAYS.

MOON'S PHASES.	D.	Boston.	New York.	Washington.	Charleston.	Chicago.
		H. M.	H. M.	H. M.	H. M.	H. M.
FIRST QUARTER.....	6	6 0 M.	5 48 M.	5 36 M.	5 24 M.	4 54 M.
FULL MOON.....	13	5 40 A.	5 28 A.	5 16 A.	5 4 A.	4 34 A.
LAST QUARTER.....	20	10 23 M.	10 11 M.	9 59 M.	9 47 M.	9 17 M.
NEW MOON.....	27	6 52 A.	6 40 A.	6 26 A.	6 16 A.	5 46 A.

	Calendar for Boston, New England, New York State, Michi- gan, Wisconsin, Iowa, Minnesota, Oregon.						Calendar for N. Y. City, Philadelphia, Connecticut, New Jersey, Pennsylva- nia, Ohio, Indiana, Illinois, Nebraska.						Calendar for Wash- ington, Maryland, Delaware, Vir- ginia, Kentucky, Missouri, Kansas, Colorado, Nevada, California.			Calendar for Charles- ton, North Caro- lina, Tennessee, Georgia, Alabama, Mississippi, Louisi- ana, Texas, Arkan- sas.										
	Sun Rises.		Sun Sets.		Moon Sets.		Sun Rises.		Sun Sets.		Moon Sets.		High Water at N. Y.		Sun Rises.		Sun Sets.		Moon Sets.		Sun Rises.		Sun Sets.		Moon Rises.	
	H. M.	H. M.	H. M.	H. M.	H. M.	H. M.	H. M.	H. M.	H. M.	H. M.	H. M.	H. M.	H. M.	H. M.	H. M.	H. M.	H. M.	H. M.	H. M.	H. M.	H. M.	H. M.	H. M.	H. M.	H. M.	H. M.
1 S.	4 55	6 59	10 29	4 58	6 56	10 22	10 13	5 2	6 52	10 16	5 12	6 41	10 00													
2 M	4 53	7 0	11 17	4 57	6 57	11 10	10 58	5 1	6 53	11 04	5 12	6 42	10 48													
3 Tu	4 52	7 1	11 54	4 56	6 58	11 48	11 44	4 59	6 54	11 43	5 11	6 43	11 28													
4 W	4 51	7 3	morn	4 54	6 59	morn	0 06	4 58	6 55	morn	5 10	6 44	morn													
5 Th	4 49	7 4	27	4 53	7 0	22	0 51	4 57	6 56	17	5 9	6 44	5													
6 Fr	4 48	7 5	56	4 52	7 1	52	1 35	4 56	6 57	48	5 8	6 45	39													
7 Sa	4 47	7 6	1 21	4 51	7 2	1 19	2 23	4 55	6 58	1 16	5 7	6 46	1 10													
8 S.	4 46	7 7	1 46	4 50	7 3	1 44	3 16	4 54	6 59	1 43	5 6	6 47	1 39													
9 M	4 45	7 8	2 10	4 49	7 4	2 10	4 12	4 53	7 0	2 10	5 5	6 47	2 10													
10 Tu	4 43	7 9	2 36	4 48	7 5	2 37	5 06	4 52	7 1	2 38	5 4	6 48	2 41													
11 W	4 42	7 10	3 03	4 47	7 6	3 05	5 54	4 51	7 2	3 07	5 4	6 49	3 14													
12 Th	4 41	7 11	3 34	4 46	7 7	3 33	6 38	4 50	7 3	3 42	5 3	6 50	3 51													
13 Fr	4 40	7 12	rises	4 44	7 8	rises	7 21	4 49	7 3	rises	5 2	6 50	rises													
14 Sa	4 39	7 13	8 32	4 43	7 9	8 26	8 06	4 48	7 4	8 19	5 1	6 51	8 03													
15 S.	4 38	7 14	9 31	4 42	7 10	9 24	8 58	4 47	7 5	9 18	5 0	6 52	9 02													
16 M	4 37	7 15	10 23	4 42	7 11	10 17	9 52	4 46	7 6	10 12	5 0	6 52	9 57													
17 Tu	4 36	7 16	11 08	4 41	7 12	11 03	10 50	4 45	7 7	10 58	4 59	6 53	10 46													
18 W	4 35	7 17	11 46	4 40	7 13	11 42	11 50	4 44	7 8	11 39	4 59	6 54	11 29													
19 Th	4 34	7 18	morn	4 39	7 14	morn	0 18	4 44	7 9	morn	4 58	6 54	morn													
20 Fr	4 33	7 19	15	4 38	7 15	13	1 15	4 43	7 10	11	4 58	6 55	6													
21 Sa	4 33	7 20	45	4 37	7 16	44	2 13	4 42	7 11	48	4 57	6 56	41													
22 S.	4 32	7 21	1 11	4 37	7 16	1 12	3 13	4 42	7 11	1 13	4 56	6 56	1 14													
23 M	4 31	7 22	1 40	4 36	7 17	1 42	4 16	4 41	7 12	1 44	4 56	6 57	1 49													
24 Tu	4 30	7 23	2 09	4 35	7 18	2 12	5 17	4 40	7 13	2 16	4 55	6 58	2 24													
25 W	4 29	7 24	2 39	4 34	7 19	2 44	6 10	4 40	7 14	2 48	4 55	6 58	3 00													
26 Th	4 28	7 25	3 16	4 34	7 20	3 22	6 56	4 39	7 15	3 27	4 55	6 59	3 39													
27 Fr	4 28	7 26	sets	4 33	7 21	sets	7 39	4 38	7 15	sets	4 54	7 0	sets													
28 Sa	4 27	7 27	8 22	4 33	7 21	8 15	8 21	4 38	7 16	8 09	4 54	7 0	7 52													
29 S.	4 27	7 27	9 10	4 32	7 22	9 03	9 03	4 37	7 17	8 57	4 53	7 1	8 41													
30 M	4 26	7 28	9 51	4 32	7 23	9 44	9 46	4 37	7 18	9 39	4 53	7 2	9 24													
31 Tu	4 26	7 29	10 26	4 31	7 24	10 20	10 29	4 37	7 18	10 15	4 53	7 2	10 02													

To find the time of high tide at fifty places in the United States, see page 5.

NOTABLE EVENTS IN MAY.

- May 1, 1787. First Steamboat (John Fitch's) on the Delaware.
- " 5, 1821. Napoleon Bonaparte died.
- " 7, 1869. Union Pacific Railroad completed.
- " 8, 1871. Treaty of Washington with Great Britain.
- " 10, 1876. Centennial (International) Exhibition opened at Philadelphia.
- " 11, 1858. Minnesota admitted into the Union.
- " 13, 1607. First settlement at Jamestown, Va.
- " 20, 1506. Christopher Columbus died.
- " 24, 1864. Territory of Montana organized.
- " 29, 1848. Wisconsin admitted into the Union.
- " 30. Decoration Day, soldiers' graves.



6TH MONTH.]

JUNE.

[30 DAYS.

MOON'S PHASES.			Boston.			New York.			Washington.			Charleston.			Chicago.		
	D.	H. M.	H. M.	H. M.	H. M.	H. M.	H. M.	H. M.	H. M.	H. M.	H. M.	H. M.	H. M.	H. M.	H. M.		
FIRST QUARTER.....	4	10 35 A.	10 23 A.	10 11 A.	9 59 A.	9 29 A.											
FULL MOON.....	12	2 13 M.	2 1 M.	1 49 M.	1 37 M.	1 7 M.											
LAST QUARTER.....	18	4 35 A.	4 23 A.	4 11 A.	3 59 A.	3 29 A.											
NEW MOON.....	26	9 19 M.	9 7 M.	8 55 M.	8 43 M.	8 13 M.											

	Calendar for Boston, New England, New York State, Michigan, Wisconsin, Iowa, Minnesota, Oregon.						Calendar for N. Y. City, Philadelphia, Connecticut, New Jersey, Pennsylvania, Ohio, Indiana, Illinois, Nebraska.						Calendar for Washington, Maryland, Delaware, Virginia, Kentucky, Missouri, Kansas, Colorado, Nevada, California.						Calendar for Charleston, North Carolina, Tennessee, Georgia, Alabama, Mississippi, Louisiana, Texas, Arkansas.					
	Sun Rises.		Sun Sets.		Moon Sets.		Sun Rises.		Sun Sets.		Moon Sets.		Sun Rises.		Sun Sets.		Moon Sets.		Sun Rises.		Sun Sets.		Moon Rises.	
	H. M.	H. M.	H. M.	H. M.	H. M.	H. M.	H. M.	H. M.	H. M.	H. M.	H. M.	H. M.	H. M.	H. M.	H. M.	H. M.	H. M.	H. M.	H. M.	H. M.	H. M.	H. M.	H. M.	H. M.
1 W	4 25	7 30	10 56	4 31	7 25	10 52	11 13	4 36	7 19	10 48	4 53	7 3	10 38											
2 Th	4 25	7 31	11 24	4 30	7 25	11 20	11 56	4 36	7 20	11 18	4 52	7 3	11 10											
3 Fr	4 24	7 31	11 48	4 30	7 26	11 46	0 16	4 35	7 20	11 44	4 52	7 4	11 39											
4 Sa	4 24	7 32	morn	4 30	7 27	morn	0 58	4 35	7 21	morn	4 52	7 4	morn											
5 S.	4 24	7 33	11	4 29	7 27	10	1 41	4 35	7 22	10	4 52	7 5	8											
6 M	4 23	7 34	31	4 29	7 28	32	2 28	4 35	7 22	33	4 51	7 5	37											
7 Tu	4 23	7 34	1 01	4 29	7 29	1 03	3 22	4 34	7 23	1 05	4 51	7 6	1 09											
8 W	4 23	7 35	1 30	4 28	7 29	1 33	4 20	4 34	7 23	1 36	4 51	7 6	1 44											
9 Th	4 23	7 35	2 04	4 28	7 30	2 08	5 17	4 34	7 24	2 13	4 51	7 7	2 24											
10 Fr	4 23	7 36	2 45	4 28	7 30	2 50	6 09	4 34	7 25	2 55	4 51	7 7	3 09											
11 Sa	4 22	7 37	3 35	4 28	7 31	3 40	6 57	4 34	7 25	3 47	4 51	7 8	4 02											
12 S.	4 22	7 37	rises	4 28	7 31	rises	7 48	4 34	7 25	rises	4 51	7 8	rises											
13 M	4 22	7 38	9 02	4 28	7 31	8 57	8 42	4 34	7 26	8 51	4 51	7 9	8 37											
14 Tu	4 22	7 38	9 44	4 28	7 32	9 40	9 41	4 34	7 26	9 35	4 51	7 9	9 24											
15 W	4 22	7 38	10 18	4 28	7 33	10 15	10 40	4 34	7 27	10 12	4 51	7 9	10 06											
16 Th	4 22	7 39	10 49	4 28	7 33	10 47	11 38	4 34	7 27	10 45	4 51	7 10	10 42											
17 Fr	4 22	7 39	11 20	4 28	7 33	11 18	0 04	4 34	7 27	11 17	4 51	7 10	11 18											
18 Sa	4 22	7 39	11 47	4 28	7 34	11 47	1 00	4 34	7 28	11 47	4 52	7 10	11 51											
19 S.	4 23	7 40	morn	4 28	7 34	morn	1 52	4 34	7 28	morn	4 52	7 11	morn											
20 M	4 23	7 40	13	4 28	7 34	16	2 46	4 34	7 28	18	4 52	7 11	22											
21 Tu	4 23	7 40	43	4 29	7 35	47	3 47	4 35	7 29	50	4 52	7 11	58											
22 W	4 23	7 40	1 18	4 29	7 35	1 23	4 49	4 35	7 29	1 21	4 52	7 11	1 38											
23 Th	4 23	7 41	1 56	4 29	7 35	2 03	5 45	4 35	7 29	2 08	4 53	7 11	2 22											
24 Fr	4 23	7 41	2 42	4 29	7 35	2 49	6 35	4 35	7 29	2 54	4 53	7 11	3 08											
25 Sa	4 24	7 41	sets	4 30	7 35	sets	7 19	4 36	7 29	sets	4 53	7 12	sets											
26 S.	4 24	7 41	7 49	4 30	7 35	7 42	8 00	4 36	7 29	7 36	4 54	7 12	7 22											
27 M	4 24	7 41	8 26	4 31	7 35	8 22	8 40	4 36	7 29	8 16	4 54	7 12	8 2											
28 Tu	4 25	7 41	8 58	4 31	7 35	8 53	9 22	4 37	7 29	8 49	4 54	7 12	8 37											
29 W	4 25	7 41	9 27	4 31	7 35	9 23	10 03	4 37	7 29	9 20	4 55	7 12	9 11											
30 Th	4 26	7 41	9 51	4 32	7 35	9 49	10 43	4 38	7 29	9 48	4 55	7 12	9 40											

To find the time of high tide at fifty places in the United States, see page 5.

NOTABLE EVENTS IN JUNE.

- June 1, 1792. Kentucky admitted into the Union.
- “ 7, 1765. First American Congress, New York.
- “ 12, 1846. Oregon treaty with Great Britain signed.
- “ 14, 1777. United States flag, 13 stars and stripes, adopted.
- “ 15, 1836. Arkansas admitted into the Union.
- “ 17, 1775. Battle of Bunker Hill.
- “ 18, 1815. Battle of Waterloo.
- “ 19, 1863. West Virginia admitted into the Union.
- “ 21, 1788. New Hampshire ratified the Constitution.
- “ 24, 1497. Newfoundland discovered by Cabot.
- “ 25, 1788. Virginia ratified the Constitution.

7TH MONTH.]

JULY.

[31 DAYS.

MOON'S PHASES.		Boston.	New York.	Washington.	Charleston.	Chicago.
FIRST QUARTER.....	D. 4	H. M. 0 32 A.	H. M. 0 20 A.	H. M. 0 8 A.	D. H. M. 3 11 56M.	D. H. M. 3 11 26M.
FULL MOON.....	11	9 29 M.	9 17 M.	9 5 M.	11 8 53M.	11 8 23M.
LAST QUARTER.....	18	0 50 M.	0 38 M.	0 26 M.	18 0 14M.	17 11 44 A.
NEW MOON.....	26	0 35 M.	0 23 M.	0 11 M.	25 11 59 A.	25 11 29 A.

	Calendar for Boston, New England, New York State, Michigan, Wisconsin, Iowa, Minnesota, Oregon.						Calendar for N. Y. City, Philadelphia, Connecticut, New Jersey, Pennsylvania, Ohio, Indiana, Illinois, Nebraska.						Calendar for Wash- ington, Maryland, Delaware, Vir- ginia, Kentucky, Missouri, Kansas, Colorado, Nevada, California.						Calendar for Charles- ton, North Caro- lina, Tennessee, Georgia, Alabama, Mississippi, Louisi- ana, Texas, Arkan- sas.							
	Sun Rises.		Sun Sets.		Moon Sets.		Sun Rises.		Sun Sets.		Moon Sets.		High Water at N. Y.		Sun Rises.		Sun Sets.		Moon Sets.		Sun Rises.		Sun Sets.		Moon Sets.	
	H. M.	H. M.	H. M.	H. M.	H. M.	H. M.	H. M.	H. M.	H. M.	H. M.	H. M.	H. M.	H. M.	H. M.	H. M.	H. M.	H. M.	H. M.	H. M.	H. M.	H. M.	H. M.	H. M.	H. M.	H. M.	H. M.
1 Fr	4 27	7 41	10 16	4 32	7 35	10 14	11 24	4 38	7 29	10 13	4 55	7 12	10 10													
2 Sa	4 27	7 41	10 39	4 33	7 35	10 39	.. ..	4 39	7 29	10 39	4 56	7 12	10 39													
3 S.	4 28	7 40	11 03	4 33	7 35	11 04	0 23	4 39	7 29	11 05	4 56	7 12	11 09													
4 M	4 28	7 40	11 30	4 34	7 34	11 32	1 06	4 40	7 29	11 35	4 57	7 12	11 41													
5 Tu	4 29	7 40	morn	4 35	7 34	morn	1 50	4 40	7 28	morn	4 57	7 12	morn													
6 W	4 30	7 40	0	4 35	7 34	4	2 40	4 41	7 28	8	4 58	7 11	17													
7 Th	4 30	7 39	35	4 36	7 34	40	3 39	4 41	7 28	45	4 58	7 11	58													
8 Fr	4 31	7 39	1 20	4 36	7 33	1 26	4 43	4 42	7 28	1 31	4 59	7 11	1 46													
9 Sa	4 32	7 38	2 14	4 37	7 33	2 21	5 45	4 43	7 27	2 27	4 59	7 11	2 43													
10 S.	4 32	7 38	3 18	4 38	7 33	3 25	6 41	4 43	7 27	3 31	5 0	7 11	3 47													
11 M	4 33	7 37	rises	4 38	7 32	rises	7 35	4 44	7 27	rises	5 0	7 10	rises													
12 Tu	4 34	7 37	8 14	4 39	7 32	8 11	8 31	4 45	7 26	8 08	5 1	7 10	8 02													
13 W	4 35	7 36	8 50	4 40	7 31	8 48	9 29	4 45	7 26	8 46	5 1	7 10	8 42													
14 Th	4 35	7 36	9 18	4 41	7 31	9 18	10 26	4 46	7 25	9 18	5 2	7 9	9 17													
15 Fr	4 36	7 35	9 46	4 41	7 30	9 47	11 22	4 47	7 25	9 48	5 3	7 9	9 51													
16 Sa	4 37	7 35	10 15	4 42	7 29	10 18	.. ..	4 48	7 24	10 20	5 3	7 9	10 26													
17 S.	4 38	7 34	10 46	4 43	7 29	10 50	0 39	4 48	7 24	10 53	5 4	7 8	11 03													
18 M	4 39	7 33	11 18	4 44	7 28	11 23	1 30	4 49	7 23	11 28	5 4	7 8	11 41													
19 Tu	4 40	7 32	11 57	4 45	7 27	morn	2 21	4 50	7 22	morn	5 5	7 7	morn													
20 W	4 41	7 32	morn	4 46	7 27	2	3 16	4 51	7 22	8	5 6	7 7	23													
21 Th	4 42	7 31	40	4 46	7 26	47	4 18	4 51	7 21	53	5 6	7 6	1 09													
22 Fr	4 43	7 30	1 29	4 47	7 25	1 35	5 19	4 52	7 20	1 42	5 7	7 6	1 58													
23 Sa	4 43	7 29	2 23	4 48	7 24	2 29	6 12	4 53	7 19	2 35	5 8	7 5	2 51													
24 S.	4 44	7 28	3 20	4 49	7 24	3 25	7 03	4 54	7 19	3 31	5 8	7 4	3 45													
25 M	4 45	7 27	sets	4 50	7 23	sets	7 40	4 55	7 18	sets	5 9	7 4	sets													
26 Tu	4 46	7 26	7 21	4 51	7 22	7 17	8 19	4 56	7 17	7 13	5 10	7 3	7 04													
27 W	4 47	7 25	7 56	4 52	7 21	7 53	8 57	4 56	7 16	7 50	5 10	7 3	7 44													
28 Th	4 48	7 24	8 11	4 53	7 20	8 09	9 36	4 57	7 15	8 08	5 11	7 2	8 08													
29 Fr	4 49	7 23	8 43	4 54	7 19	8 43	10 14	4 58	7 14	8 43	5 12	7 1	8 43													
30 Sa	4 50	7 22	9 08	4 55	7 18	9 09	10 52	4 59	7 13	9 10	5 12	7 0	9 12													
31 S.	4 51	7 21	9 33	4 56	7 17	9 35	11 32	5 0	7 12	9 37	5 13	6 59	9 43													

To find the time of high tide at fifty places in the United States, see page 5.

NOTABLE EVENTS IN JULY.

- July 3, 1778. Massacre at Wyoming Valley.
- “ 4, 1776. Declaration of Independence signed.
- “ 9, 1755. General Braddock's defeat on the Monongahela.
- “ 13, 1787. Ordinance of 1787, Northwest Territory, passed Congress.
- “ 16, 1790. District of Columbia established.
- “ 21, 1796. Robert Burns died, aged 37.
- “ 25, 1868. Territory of Wyoming organized.
- “ 26, 1788. New York ratified the Constitution.
- “ 27, 1789. The Department of State established.



8TH MONTH.]

AUGUST.

[31 DAYS.

MOON'S PHASES.		Boston.	New York.	Washington.	Charleston.	Chicago.
FIRST QUARTER.....	D. 2	H. M. 11 58 A.	H. M. 11 46 A.	H. M. 11 34 A.	H. M. 11 22 A.	H. M. 10 52 A.
FULL MOON.....	9	4 23 A.	4 11 A.	3 59 A.	3 47 A.	3 17 A.
LAST QUARTER.....	16	0 13 A.	0 1 A.	11 49 M.	11 37 M.	11 7 M.
NEW MOON.....	24	4 11 A.	3 49 A.	3 37 A.	2 25 A.	2 55 A.

	Calendar for Boston, New England, New York State, Michigan, Wisconsin, Iowa, Minnesota, Oregon.						Calendar for N. Y. City, Philadelphia, Connecticut, New Jersey, Pennsylvania, Ohio, Indiana, Illinois, Nebraska.						Calendar for Washington, Maryland, Delaware, Virginia, Kentucky, Missouri, Kansas, Colorado, Nevada, California.						Calendar for Charleston, North Carolina, Tennessee, Georgia, Alabama, Mississippi, Louisiana, Texas, Arkansas.							
	Sun Rises.		Sun Sets.		Moon Sets.		Sun Rises.		Sun Sets.		Moon Sets.		High Water at N. Y.		Sun Rises.		Sun Sets.		Moon Sets.		Sun Rises.		Sun Sets.		Moon Rises.	
	H. M.	H. M.	H. M.	H. M.	H. M.	H. M.	H. M.	H. M.	H. M.	H. M.	H. M.	H. M.	H. M.	H. M.	H. M.	H. M.	H. M.	H. M.	H. M.	H. M.	H. M.	H. M.	H. M.	H. M.	H. M.	H. M.
1 M	4 52	7 20	10 01	4 56	7 16	10 04	..	..	5 1 7	11 10	08	5 14	6 59	10 16												
2 Tu	4 53	7 19	10 34	4 57	7 15	10 38	0 34	5 2 7	10 10	43	5 14	6 58	10 54													
3 W	4 54	7 18	11 12	4 58	7 14	11 18	1 19	5 3 7	9 11	23	5 15	6 57	11 37													
4 Th	4 55	7 16	morn	4 59	7 12	morn	2 10	5 4 7	8	morn	5 16	6 56	morn													
5 Fr	4 57	7 15	1 5	5 0	7 11	7	3 10	5 4 7	7	13	5 16	6 55	27													
6 Sa	4 58	7 14	58	5 1	7 10	1 05	4 19	5 5 7	6	1 11	5 17	6 54	1 27													
7 S.	4 59	7 13	2 04	5 2	7 9	2 10	5 26	5 6 7	5	2 16	5 18	6 53	2 32													
8 M	5 0	7 11	3 19	5 3	7 8	3 24	6 26	5 7 7	4	3 29	5 18	6 52	3 42													
9 Tu	5 1	7 10	4 36	5 4	7 6	4 40	7 23	5 8 7	3	4 44	5 19	6 51	4 54													
10 W	5 2	7 9	rises	5 5	7 5	rises	8 19	5 9 7	2	rises	5 20	6 50	rises													
11 Th	5 3	7 7	7 45	5 6	7 4	7 46	9 19	5 10 7	1	7 46	5 21	6 49	7 47													
12 Fr	5 4	7 6	8 15	5 7	7 2	8 17	10 08	5 11 7	0	8 19	5 21	6 48	8 23													
13 Sa	5 5	7 4	8 46	5 8	7 1	8 49	11 00	5 12 6	58	8 52	5 22	6 47	9 00													
14 S.	5 6	7 3	9 20	5 9	7 0	9 24	11 50	5 13 6	56	9 28	5 23	6 46	9 40													
15 M	5 7	7 2	9 57	5 10	6 58	10 02	0 13	5 14 6	55	10 07	5 23	6 45	10 21													
16 Tu	5 8	7 0	10 38	5 11	6 57	10 44	1 03	5 14 6	54	10 50	5 24	6 44	11 06													
17 W	5 9	6 59	11 25	5 12	6 56	11 32	1 54	5 15 6	52	11 38	5 25	6 43	11 55													
18 Th	5 10	6 57	morn	5 13	6 54	morn	2 46	5 16 6	51	morn	5 25	6 42	morn													
19 Fr	5 11	6 56	17	5 14	6 53	24	3 46	5 17 6	50	30	5 26	6 41	46													
20 Sa	5 12	6 54	1 13	5 15	6 52	1 19	4 49	5 18 6	49	1 25	5 27	6 40	1 39													
21 S.	5 13	6 52	2 13	5 16	6 50	2 18	5 43	5 19 6	47	2 23	5 27	6 39	2 36													
22 M	5 15	6 51	3 11	5 17	6 48	3 16	6 33	5 20 6	46	3 19	5 28	6 37	3 30													
23 Tu	5 16	6 49	4 12	5 18	6 47	4 15	7 14	5 21 6	44	4 17	5 29	6 36	4 25													
24 W	5 17	6 48	sets	5 19	6 45	sets	7 52	5 22 6	43	sets	5 29	6 35	sets.													
25 Th	5 18	6 46	6 40	5 20	6 44	6 48	8 29	5 23 6	41	6 48	5 30	6 34	6 46													
26 Fr	5 19	6 45	7 16	5 21	6 42	7 14	9 07	5 23 6	40	7 14	5 31	6 33	7 15													
27 Sa	5 20	6 43	7 38	5 22	6 41	7 40	9 43	5 24 6	38	7 42	5 31	6 31	7 46													
28 S	5 21	6 41	8 06	5 23	6 39	8 09	10 22	5 25 6	37	8 12	5 32	6 30	8 19													
29 M	5 22	6 40	8 37	5 24	6 38	8 41	11 02	5 26 6	35	8 45	5 33	6 29	8 55													
30 Tu	5 23	6 38	9 13	5 25	6 36	9 18	11 46	5 27 6	34	9 22	5 33	6 28	9 35													
31 W	5 24	6 36	9 56	5 26	6 34	10 02	0 07	5 28 6	32	10 07	5 34	6 26	10 22													

To find the time of high tide at fifty places in the United States, see page 5.

NOTABLE EVENTS IN AUGUST.

- August 1, 1876. Colorado admitted into the Union.
- “ 3, 1492. Columbus sailed from Palos for America.
- “ 5, 1858. First Atlantic cable landed.
- “ 7, 1789. War Department established.
- “ 9, 1842. First Treaty of Washington (Ashburton and Webster) signed.
- “ 10, 1821. Missouri admitted into the Union.
- “ 15, 1769. Napoleon Bonaparte born.
- “ 19, 1812. Frigate Guerriere captured by the Constitution.
- “ 24, 1814. British army entered Washington.

9TH MONTH.]

SEPTEMBER.

[30 DAYS.

MOON'S PHASES.				Boston.			New York.		Washington.			Charleston.		Chicago.	
	D.	H. M.		H. M.		H. M.		H. M.			H. M.		H. M.		
FIRST QUARTER.....	1	9 18 M.		9 6 M.		8 54 M.		8 42 M.			8 12 M.		8 12 M.		
FULL MOON.....	7	11 55 A.		11 43 A.		11 31 A.		11 19 A.			10 49 A.		10 49 A.		
LAST QUARTER.....	15	3 18 M.		3 6 M.		2 54 M.		2 42 M.			2 12 M.		2 12 M.		
NEW MOON.....	23	7 10 M.		6 58 M.		6 46 M.		6 34 M.			6 4 M.		6 4 M.		
FIRST QUARTER.....	30	5 4 A.		4 52 A.		4 40 A.		4 28 A.			3 58 A.		3 58 A.		

Calendar for Boston, New England, New York State, Michi- gan, Wisconsin, Iowa, Minnesota, Oregon.				Calendar for N. Y. City, Philadelphia, Connecticut, New Jersey, Pennsylva- nia, Ohio, Indiana, Illinois, Nebraska.				Calendar for Wash- ington, Maryland, Delaware, Vir- ginia, Kentucky, Missouri, Kansas, Colorado, Nevada, California.				Calendar for Charles- ton, North Caro- lina, Tennessee, Georgia, Alabama, Mississippi, Louisi- ana, Texas, Arkan- sas.					
Sun	Sun	Moon		Sun	Sun	Moon	High	Sun	Sun	Moon	Sun	Sun	Moon		Sun	Sun	Moon
Rises.	Sets.	Sets.		Rises.	Sets.	Sets.	Water	Rises.	Sets.	Sets.	Rises.	Sets.	Sets.		Rises.	Sets.	Rises.
H. M.	H. M.	H. M.		H. M.	H. M.	H. M.	at N. Y.	H. M.	H. M.	H. M.	H. M.	H. M.	H. M.		H. M.	H. M.	H. M.
1 Th	5 25	6 35	10 48	5 27	6 33	10 55	0 56	5 29	6 31	11 01	5 35	6 25	11 17		5 35	6 25	11 17
2 Fr	5 26	6 33	11 48	5 28	6 31	11 54	1 50	5 30	6 29	morn	5 35	6 24	morn		5 36	6 23	16
3 Sa	5 27	6 31	morn	5 29	6 30	morn	2 54	5 31	6 28	1 5	5 36	6 23	16		5 37	6 21	1 22
4 S.	5 28	6 30	57	5 30	6 28	1 02	4 06	5 32	6 26	1 08	5 37	6 21	1 22		5 37	6 20	2 31
5 M	5 29	6 28	2 10	5 31	6 26	2 15	5 14	5 33	6 25	2 19	5 37	6 20	2 31		5 38	6 19	3 42
6 Tu	5 30	6 26	3 27	5 32	6 25	3 30	6 10	5 33	6 23	3 34	5 38	6 19	3 42		5 39	6 17	4 52
7 W	5 31	6 24	4 43	5 33	6 23	4 45	7 10	5 34	6 22	4 47	5 39	6 17	4 52		5 39	6 16	rises
8 Th	5 33	6 23	rises	5 34	6 21	rises	8 03	5 35	6 20	rises	5 39	6 16	rises		5 40	6 15	6 55
9 Fr	5 34	6 21	6 44	5 35	6 20	6 46	8 55	5 36	6 18	6 48	5 40	6 15	6 55		5 40	6 13	7 34
10 Sa	5 35	6 19	7 17	5 36	6 18	7 21	9 46	5 37	6 17	7 25	5 40	6 13	7 34		5 41	6 12	8 15
11 S.	5 36	6 17	7 53	5 37	6 16	7 58	10 36	5 38	6 15	8 02	5 41	6 12	8 15		5 42	6 11	9 04
12 M	5 37	6 16	8 37	5 38	6 15	8 43	11 24	5 39	6 14	8 49	5 42	6 11	9 04		5 42	6 9	9 49
13 Tu	5 38	6 14	9 21	5 39	6 13	9 27	.. ..	5 40	6 12	9 33	5 42	6 9	9 49		5 43	6 8	10 40
14 W	5 39	6 12	10 11	5 40	6 11	10 18	0 36	5 41	6 11	10 24	5 43	6 8	10 40		5 43	6 6	11 33
15 Th	5 40	6 10	10 56	5 41	6 10	10 02	1 25	5 41	6 9	11 18	5 43	6 6	11 33		5 44	6 5	morn
16 Fr	5 41	6 8	morn	5 42	6 8	morn	2 16	5 42	6 7	morn	5 44	6 5	morn		5 45	6 4	29
17 Sa	5 42	6 7	4	5 43	6 6	10 3	14	5 43	6 6	15	5 45	6 4	29		5 46	6 3	1 23
18 S.	5 43	6 5	1 03	5 44	6 4	1 08	4 16	5 44	6 4	1 12	5 46	6 3	1 23		5 46	6 1	2 18
19 M	5 44	6 3	2 03	5 45	6 3	2 06	5 13	5 45	6 2	2 09	5 46	6 1	2 18		5 47	6 0	3 12
20 Tu	5 45	6 1	3 02	5 46	6 1	3 04	6 02	5 46	6 1	3 06	5 47	6 0	3 12		5 48	5 58	4 06
21 W	5 46	6 0	4 01	5 47	5 59	4 02	6 44	5 47	5 58	4 03	5 48	5 58	4 06		5 48	5 57	5 05
22 Th	5 47	5 58	5 04	5 48	5 58	5 04	7 22	5 48	5 57	5 04	5 48	5 57	5 05		5 49	5 56	sets
23 Fr	5 49	5 56	sets	5 49	5 56	sets	7 59	5 49	5 56	sets	5 49	5 56	sets		5 50	5 54	6 21
24 Sa	5 50	5 54	6 10	5 50	5 54	6 12	8 36	5 50	5 54	6 15	5 50	5 54	6 21		5 51	5 53	6 57
25 S.	5 51	5 53	6 40	5 51	5 53	6 44	9 14	5 51	5 53	6 47	5 50	5 53	6 57		5 51	5 52	7 38
26 M	5 52	5 51	7 16	5 52	5 51	7 21	9 54	5 51	5 52	7 26	5 51	5 52	7 38		5 52	5 50	8 22
27 Tu	5 53	5 49	7 56	5 53	5 49	8 02	10 37	5 52	5 50	8 07	5 52	5 50	8 22		5 53	5 49	9 14
28 W	5 54	5 47	8 45	5 54	5 48	8 52	11 24	5 53	5 49	8 58	5 52	5 49	9 14		5 54	5 48	10 10
29 Th	5 55	5 45	9 42	5 55	5 46	9 48	.. ..	5 54	5 48	9 54	5 53	5 48	10 10		5 54	5 46	11 13
30 Fr	5 56	5 44	10 47	5 56	5 44	10 52	0 42	5 55	5 46	10 50	5 54	5 46	11 13				

To find the time of high tide at fifty places in the United States, see page 5.

NOTABLE EVENTS IN SEPTEMBER.

- Sept. 2, 1789. Treasury Department established.
- " 3, 1783. Definitive Treaty of Peace with Great Britain.
- " 4, 1870. French Republic proclaimed.
- " 9, 1850. California admitted into the Union.
- " 10, 1813. Commodore Perry's victory, Battle of Lake Erie.
- " 15, 1789. J. Fenimore Cooper born.
- " 17, 1787. Constitution of the United States adopted by the Convention.
- " 18, 1793. Washington laid the corner-stone of the Capitol.
- " 21, 1832. Sir Walter Scott died, aged 61.
- " 22, 1789. Post Office Department established.
- " 29, 1066. William the Conqueror landed in England.



10TH MONTH.]

**OCTOBER.**

[31 DAYS.

MOON'S PHASES.		Boston.	New York.	Washington.	Charleston.	Chicago.
FULL MOON.....	D. 7	H. M. 9 15 M.	H. M. 9 3 M.	H. M. 8 51 M.	H. M. 8 39 M.	H. M. 8 9 M.
LAST QUARTER.....	14	9 42 A.	9 30 A.	9 18 A.	9 6 A.	8 36 A.
NEW MOON.....	22	9 47 A.	9 35 A.	9 23 A.	9 11 A.	8 41 A.
FIRST QUARTER.....	29	12 2 A.	11 50 A.	11 39 A.	11 27 A.	10 57 A.

	Calendar for Boston, New England, New York State, Michi- gan, Wisconsin, Iowa, Minnesota, Oregon.			Calendar for N. Y. City, Philadelphia, Connecticut, New Jersey, Pennsylva- nia, Ohio, Indiana, Illinois, Nebraska.			High Water at N. Y.	Calendar for Wash- ington, Maryland, Delaware, Vir- ginia, Kentucky, Missouri, Kansas, Colorado, Nevada, California.			Calendar for Charles- ton, North Caro- lina, Tennessee, Georgia, Alabama, Mississippi, Louisi- ana, Texas, Arkan- sas.		
	Sun Rises.	Sun Sets.	Moon Sets.	Sun Rises.	Sun Sets.	Moon Sets.		Sun Rises.	Sun Sets.	Moon Sets.	Sun Rises.	Sun Sets.	Moon Rises.
1 Sa	H. M. 5 57	H. M. 5 42	H. M. 11 56	H. M. 5 57	H. M. 5 43	morn	H. M. 1 40	H. M. 5 56	H. M. 5 43	H. M. morn	H. M. 5 54	H. M. 5 46	H. M. morn
2 S.	5 58	5 40	morn	5 58	5 41	1 2	2 44	5 57	5 42	6	5 55	5 45	19
3 M	6 0	5 39	1 08	6 0	5 39	1 12	3 55	5 58	5 40	1 15	5 56	5 43	1 25
4 Tu	6 1	5 37	2 21	6 1	5 38	2 24	5 02	5 59	5 39	2 26	5 56	5 41	2 32
5 W	6 2	5 35	3 36	6 2	5 36	3 37	6 01	6 0	5 37	3 38	5 57	5 40	3 41
6 Th	6 3	5 33	4 49	6 3	5 34	4 49	6 55	6 1	5 35	4 49	5 58	5 39	4 48
7 Fr	6 4	5 32	6 02	6 4	5 33	6 00	7 45	6 2	5 34	6 00	5 58	5 37	5 55
8 Sa	6 5	5 30	rises	6 5	5 31	rises	8 33	6 3	5 33	rises	5 59	5 36	rises
9 S.	6 6	5 28	6 26	6 6	5 30	6 31	9 20	6 4	5 31	6 36	6 0	5 35	6 50
10 M	6 7	5 27	7 12	6 7	5 28	7 19	10 08	6 5	5 29	7 24	6 1	5 33	7 40
11 Tu	6 8	5 25	8 02	6 8	5 26	8 09	10 56	6 6	5 28	8 15	6 1	5 32	8 32
12 W	6 10	5 24	8 56	6 9	5 25	9 03	11 43	6 7	5 26	9 09	6 2	5 31	9 24
13 Th	6 11	5 22	9 54	6 10	5 23	10 00	0 07	6 8	5 25	10 05	6 3	5 30	10 20
14 Fr	6 12	5 20	10 54	6 11	5 22	10 59	0 56	6 9	5 23	11 03	6 4	5 29	11 15
15 Sa	6 13	5 19	11 54	6 12	5 20	11 58	1 45	6 10	5 22	morn	6 4	5 27	morn
16 S.	6 14	5 17	morn	6 13	5 19	morn	2 37	6 11	5 21	1	6 5	5 26	11
17 M	6 16	5 15	52	6 14	5 17	55	3 35	6 12	5 19	59	6 6	5 25	1 04
18 Tu	6 17	5 14	1 53	6 15	5 16	1 54	4 32	6 13	5 18	1 55	6 7	5 24	1 59
19 W	6 18	5 12	2 53	6 16	5 14	2 53	5 23	6 14	5 16	2 53	6 7	5 23	2 54
20 Th	6 19	5 11	3 53	6 17	5 13	3 52	6 08	6 15	5 15	3 51	6 8	5 22	3 50
21 Fr	6 20	5 9	4 55	6 18	5 11	4 54	6 48	6 16	5 14	4 50	6 9	5 20	4 45
22 Sa	6 21	5 8	sets	6 19	5 10	sets	7 27	6 17	5 12	sets	6 10	5 19	sets
23 S.	6 23	5 6	5 15	6 20	5 9	5 20	8 05	6 18	5 11	5 24	6 11	5 18	5 35
24 M	6 24	5 5	5 55	6 21	5 7	6 01	8 50	6 19	5 10	6 06	6 11	5 17	6 19
25 Tu	6 25	5 3	6 43	6 23	5 6	6 49	9 29	6 20	5 8	6 54	6 12	5 16	7 08
26 W	6 26	5 2	7 37	6 24	5 4	7 44	10 17	6 21	5 7	7 50	6 13	5 15	8 05
27 Th	6 28	5 0	8 40	6 25	5 3	8 46	11 08	6 22	5 6	8 52	6 14	5 14	9 06
28 Fr	6 29	4 59	9 47	6 26	5 2	9 52	..	6 23	5 5	9 57	6 15	5 13	10 11
29 Sa	6 30	4 58	10 59	6 27	5 0	11 03	0 33	6 24	5 3	11 06	6 16	5 12	11 17
30 S.	6 31	4 56	morn	6 28	4 59	morn	1 31	6 25	5 2	morn	6 16	5 11	morn
31 M	6 33	4 55	9	6 30	4 58	12	2 34	6 26	5 1	15	6 17	5 10	22

To find the time of high tide at fifty places in the United States, see page 5.

NOTABLE EVENTS IN OCTOBER.

- Oct. 2, 1828. First Railroad in the United States.
- " 8, 1871. Great fire at Chicago—loss, \$195,000,000.
- " 12, 1492. Columbus discovered America at San Salvador.
- " 16, 1725. First Paper in New York issued—*New York Gazette*.
- " 17, 1777. Surrender of Burgoyne at Saratoga.
- " 19, 1781. Surrender of Cornwallis at Yorktown.
- " 22, 1685. Revocation of the Edict of Nantes.
- " 24, 1852. Daniel Webster died, aged 70.
- " 31, 1864. Nevada admitted into the Union.

MOON'S PHASES.		Boston.	New York.	Washington.	Charleston.	Chicago.
FULL MOON.....	D.	H. M.	H. M.	H. M.	H. M.	H. M.
LAST QUARTER.....	5	9 19 A.	9 7 A.	8 55 A.	8 43 A.	8 13 A.
NEW MOON.....	13	6 17 A.	6 5 A.	5 53 A.	5 41 A.	5 11 A.
FIRST QUARTER.....	21	11 37 M.	11 25 M.	11 13 M.	11 1 M.	10 31 M.
	28	7 17 M.	7 5 M.	6 53 M.	6 41 M.	6 11 M.

	Calendar for Boston, New England, New York State, Michigan, Wisconsin, Iowa, Minnesota, Oregon.						Calendar for N. Y. City, Philadelphia, Connecticut, New Jersey, Pennsylvania, Ohio, Indiana, Illinois, Nebraska.						Calendar for Washington, Maryland, Delaware, Virginia, Kentucky, Missouri, Kansas, Colorado, Nevada, California.						Calendar for Charleston, North Carolina, Tennessee, Georgia, Alabama, Mississippi, Louisiana, Texas, Arkansas.							
	Sun Rises.		Sun Sets.		Moon Sets.		Sun Rises.		Sun Sets.		Moon Sets.		High Water at N. Y.		Sun Rises.		Sun Sets.		Moon Sets.		Sun Rises.		Sun Sets.		Moon Sets.	
	H. M.	H. M.	H. M.	H. M.	H. M.	H. M.	H. M.	H. M.	H. M.	H. M.	H. M.	H. M.	H. M.	H. M.	H. M.	H. M.	H. M.	H. M.	H. M.	H. M.	H. M.	H. M.	H. M.	H. M.	H. M.	H. M.
1 Tu	6 34	4 54	1 21	6 31	4 57	1 23	3 40	6 28	5 0	1 24	5 18	5 9	1 28													
2 W	6 35	4 52	2 34	6 32	4 56	2 34	4 46	6 29	4 59	2 34	6 19	5 9	2 34													
3 Th	6 36	4 51	3 44	6 33	4 54	3 48	5 44	6 30	4 58	3 46	6 20	5 8	3 43													
4 Fr	6 37	4 50	4 55	6 34	4 53	4 52	6 36	6 31	4 57	4 49	6 21	5 7	4 48													
5 Sa	6 39	4 49	6 05	6 35	4 52	6 01	7 25	6 32	4 56	5 58	6 22	5 6	5 48													
6 S.	6 40	4 48	rises	6 37	4 51	rises	8 10	6 33	4 55	rises	6 23	5 5	rises													
7 M	6 41	4 46	5 51	6 38	4 50	5 57	8 54	6 34	4 54	6 03	6 23	5 4	6 19													
8 Tu	6 43	4 45	6 43	6 39	4 49	6 50	9 40	6 35	4 53	6 56	6 24	5 4	7 11													
9 W	6 44	4 44	7 41	6 40	4 48	7 47	10 26	6 36	4 52	7 53	6 25	5 3	8 07													
10 Th	6 45	4 43	8 40	6 41	4 47	8 45	11 12	6 37	4 51	8 50	6 26	5 2	9 03													
11 Fr	6 46	4 42	9 41	6 43	4 46	9 45	.. ..	6 39	4 50	9 48	6 27	5 2	9 59													
12 Sa	6 48	4 41	10 40	6 44	4 45	10 43	0 24	6 40	4 49	10 46	6 28	5 1	10 54													
13 S.	6 49	4 40	11 39	6 45	4 44	11 41	1 10	6 41	4 48	11 43	6 29	5 0	11 47													
14 M	6 50	4 39	morn	6 46	4 43	morn	1 56	6 42	4 47	morn	6 30	5 0	morn													
15 Tu	6 51	4 38	39 6	47 4	4 42	40 2	2 45	6 43	4 47	41 6	6 31	4 59	40													
16 W	6 53	4 37	1 39	6 48	4 41	1 38	3 40	6 44	4 46	1 38	6 31	4 58	1 36													
17 Th	6 54	4 37	2 40	6 50	4 41	2 38	4 35	6 45	4 45	2 36	6 32	4 58	2 32													
18 Fr	6 55	4 36	3 43	6 51	4 40	3 40	5 26	6 47	4 44	3 37	6 33	4 57	3 30													
19 Sa	6 56	4 35	4 47	6 52	4 39	4 43	6 12	6 48	4 44	4 39	6 34	4 57	4 29													
20 S.	6 57	4 34	5 51	6 53	4 39	5 49	6 54	6 49	4 43	5 44	6 35	4 57	5 31													
21 M	6 58	4 34	sets	6 54	4 38	sets	7 36	6 50	4 43	sets	6 36	4 56	sets													
22 Tu	7 0	4 33	5 27	6 55	4 37	5 34	8 19	6 51	4 42	5 40	6 37	4 56	5 55													
23 W	7 1	4 32	6 29	6 56	4 37	6 36	9 08	6 52	4 41	6 41	6 38	4 55	6 57													
24 Th	7 2	4 32	7 37	6 58	4 36	7 43	10 01	6 53	4 41	7 48	6 39	4 55	8 02													
25 Fr	7 3	4 31	8 48	6 59	4 36	8 53	10 57	6 54	4 41	8 58	6 40	4 55	9 10													
26 Sa	7 5	4 30	10 00	7 0	4 35	10 03	11 53	6 55	4 40	10 06	6 41	4 55	10 15													
27 S.	7 6	4 30	11 12	7 1	4 35	11 14	0 24	6 56	4 40	11 16	6 41	4 54	11 21													
28 M	7 7	4 30	morn	7 2	4 34	morn	1 20	6 57	4 39	morn	6 42	4 54	morn													
29 Tu	7 8	4 29	23 7	3 4	34	24 2	18	6 58	4 39	24 6	43	4 54	26													
30 W	7 9	4 29	1 32	7 4	4 34	1 32	3 19	6 59	4 39	1 31	6 44	4 54	1 29													

To find the time of high tide at fifty places in the United States, see page 5.

NOTABLE EVENTS IN NOVEMBER.

- Nov. 2, 1783. Washington's farewell orders to American armies.
- " 7, 1665. *London Gazette*, oldest living journal, first published.
- " 8, 1835. New York and Erie Railroad begun.
- " 9, 1872. Great fire at Boston—loss, \$73,600,000.
- " 17, 1800. First Meeting of Congress at Washington.
- " 19, 1794. Jay's Treaty with Great Britain signed.
- " 21, 1789. North Carolina ratified the Constitution.
- " 25, 1783. Evacuation of New York by the British.
- " 29, 1802. Ohio admitted into the Union.



12TH MONTH.]

DECEMBER.

[31 DAYS.

MOON'S PHASES.		Boston.	New York.	Washington.	Charleston.	Chicago.
FULL MOON.....	D. 5	H. M. 0 30 A.	H. M. 0 18 A.	H. M. 0 6 A.	H. M. 11 54 M.	H. M. 0 24 M.
LAST QUARTER.....	13	3 21 A.	3 9 A.	2 57 A.	2 45 A.	2 15 A.
NEW MOON.....	21	0 23 M.	0 11 M.	11 59 A.	11 47 A.	11 17 A.
FIRST QUARTER.....	27	3 57 A.	3 45 A.	3 33 A.	3 21 A.	2 51 A.

	Calendar for Boston, New England, New York State, Michigan, Wisconsin, Iowa, Minnesota, Oregon.						Calendar for N. Y. City, Philadelphia, Connecticut, New Jersey, Pennsylvania, Ohio, Indiana, Illinois, Nebraska.						Calendar for Washington, Maryland, Delaware, Virginia, Kentucky, Missouri, Kansas, Colorado, Nevada, California.			Calendar for Charleston, North Carolina, Tennessee, Georgia, Alabama, Mississippi, Louisiana, Texas, Arkansas.		
	Sun Rises.	Sun Sets.	Moon Sets.	Sun Rises.	Sun Sets.	Moon Sets.	High Water at N. Y.	Sun Rises.	Sun Sets.	Moon Sets.	Sun Rises.	Sun Sets.	Moon Sets.					
	H. M.	H. M.	H. M.	H. M.	H. M.	H. M.	H. M.	H. M.	H. M.	H. M.	H. M.	H. M.	H. M.					
1 Th	7 10	4 29	2 44	7 5	4 33	2 42	4 23	7 0	4 39	2 40	6 45	4 54	2 34					
2 Fr	7 11	4 28	3 52	7 6	4 33	3 49	5 23	7 1	4 38	3 45	6 46	4 54	3 37					
3 Sa	7 12	4 28	5 00	7 7	4 33	4 56	6 15	7 2	4 38	4 51	6 47	4 54	4 39					
4 S.	7 13	4 28	6 05	7 8	4 33	6 00	7 03	7 3	4 38	5 54	6 47	4 54	5 40					
5 M	7 14	4 28	rises	7 9	4 33	rises	7 48	7 4	4 38	rises	6 48	4 54	rises					
6 Tu	7 15	4 27	5 29	7 10	4 33	5 35	8 31	7 5	4 38	5 41	6 49	4 54	5 56					
7 W	7 16	4 27	6 27	7 11	4 33	6 32	9 16	7 6	4 38	6 37	6 50	4 54	6 51					
8 Th	7 17	4 27	7 28	7 12	4 33	7 32	10 00	7 7	4 38	7 37	6 51	4 54	7 48					
9 Fr	7 18	4 27	8 29	7 13	4 33	8 32	10 43	7 7	4 38	8 35	6 51	4 54	8 44					
10 Sa	7 19	4 27	9 28	7 14	4 33	9 30	11 27	7 8	4 38	9 32	6 52	4 54	9 39					
11 S.	7 20	4 27	10 26	7 14	4 33	10 28	.. ..	7 9	4 38	10 29	6 53	4 55	10 32					
12 M	7 20	4 28	11 24	7 15	4 33	11 25	0 34	7 10	4 38	11 25	6 53	4 56	11 26					
13 Tu	7 21	4 28	morn	7 16	4 33	morn	1 16	7 10	4 38	morn	6 54	4 56	morn					
14 W	7 22	4 28	25	7 17	4 33	24	1 59	7 11	4 39	24	6 55	4 56	20					
15 Th	7 23	4 28	1 25	7 17	4 34	1 23	2 46	7 12	4 39	1 21	6 55	4 56	1 16					
16 Fr	7 24	4 29	2 28	7 18	4 34	2 25	3 40	7 13	4 39	2 22	6 56	4 56	2 13					
17 Sa	7 24	4 29	3 32	7 19	4 34	3 28	4 37	7 13	4 40	3 24	6 57	4 57	3 13					
18 S.	7 25	4 29	4 38	7 19	4 35	4 33	5 32	7 14	4 40	4 28	6 57	4 57	4 14					
19 M	7 25	4 30	5 44	7 20	4 35	5 38	6 22	7 14	4 40	5 32	6 58	4 57	5 16					
20 Tu	7 26	4 30	sets	7 20	4 35	sets	7 09	7 15	4 41	sets	6 58	4 58	sets					
21 W	7 26	4 30	5 18	7 21	4 36	5 24	7 57	7 15	4 41	5 30	6 59	4 59	5 45					
22 Th	7 27	4 31	6 30	7 21	4 36	6 35	8 50	7 16	4 42	6 40	6 59	4 59	6 53					
23 Fr	7 27	4 32	7 45	7 22	4 37	7 49	9 46	7 16	4 42	7 53	7 0	4 59	8 03					
24 Sa	7 28	4 32	8 59	7 22	4 38	9 02	10 43	7 17	4 43	9 04	7 0	5 0	9 10					
25 S	7 28	4 33	10 12	7 23	4 38	10 14	11 40	7 17	4 44	10 15	7 1	5 0	10 17					
26 M	7 29	4 33	11 22	7 23	4 39	11 22	0 11	7 18	4 44	11 23	7 1	5 1	11 22					
27 Tu	7 29	4 34	morn	7 23	4 39	morn	1 05	7 18	4 45	morn	7 1	5 1	morn					
28 W	7 29	4 35	34	7 24	4 40	33	1 58	7 18	4 46	32	7 2	5 2	27					
29 Th	7 29	4 36	1 42	7 24	4 41	1 40	2 53	7 19	4 46	1 37	7 2	5 3	1 29					
30 Fr	7 30	4 36	2 51	7 24	4 42	2 47	3 53	7 19	4 47	2 43	7 3	5 3	2 32					
31 Sa	7 30	4 37	3 56	7 24	4 43	3 51	4 57	7 19	4 48	3 46	7 3	5 4	3 31					

To find the time of high tide at fifty places in the United States, see page 5.

NOTABLE EVENTS IN DECEMBER.

- Dec. 3, 1818. Illinois admitted into the Union.
- " 10, 1817. Mississippi admitted into the Union.
- " 11, 1816. Indiana admitted into the Union.
- " 13, 1850. Territory of New Mexico organized.
- " 14, 1819. Alabama admitted into the Union.
- " 18, 1865. Constitutional Amendment abolishing slavery declared adopted.
- " 22, 1620. Pilgrims settled at Plymouth, Mass.
- " 24, 1814. Treaty of Peace with Great Britain signed at Ghent.
- " 25, 1642. Sir Isaac Newton born—Christmas day.
- " 28, 1846. Iowa admitted to the Union.
- " 29, 1845. Texas admitted to the Union.

## ALPHABET OF SOME NOTABLE EVENTS AND DISCOVERIES.

- Alaska ceded by Russia to the United States, 1867, June 20.
- Algerine war declared by United States, 1815, March 3.
- Alien and Sedition Acts passed by Congress, 1798; expired by limitation 1801, Jan. 26.
- Almanacs first printed by Purback, in Vienna, 1457.
- Amendments to the Constitution, 12 proposed by Congress, 1789, Sept. 25, 10 declared adopted 1791, Dec. 18.
- America discovered by the Northmen A. D. 985: by Columbus, 1492, Oct. 12.
- Anti-Slavery Society (American) organized at Phila., 1833, Dec. 6.
- Anaesthesia discovered, 1844.
- Bacon's rebellion in Virginia, 1676.
- Balloon ascension first made near Lyons, France, 1783.
- Bank of Venice, first in Europe, 1171.
- Bank of England established, 1694.
- Bank of North America established, 1781.
- Bank of United States, Phila., 1st charter 1791, Feb. 25: 2nd charter, 1816: expired 1836, March 3.
- Berlin Decree by Napoleon, 1806, Nov. 21.
- Berlin Congress opened 1878, June 13.
- Black Hawk war with the Winnebagoes, 1832.
- Boston fire, 1872, Nov. 9. Loss \$73,600,000.
- Braddock's defeat at Monongahela, 1755, July 9.
- Brown, John, execution at Charlestown, Va., 1859, Dec. 2.
- Constitution ratified by States:
1. Delaware, unanimously, Dec. 7, 1787.
  2. Pennsylvania, vote 46 to 23, Dec. 12, 1787.
  3. New Jersey, unanimously, Dec. 18, 1787.
  4. Georgia, unanimously, Jan. 2, 1788.
  5. Connecticut, vote 128 to 40, Jan. 9, 1788.
  6. Massachusetts, vote 187 to 168, Feb. 6, 1788.
  7. Maryland, vote 63 to 12, Apr. 28, 1788.
  8. South Carolina, vote 149 to 73, May 23, 1788.
  9. New Hampshire, vote 57 to 47, June 21, 1788.
  10. Virginia, vote 89 to 79, June 25, 1788.
  11. New York, vote 30 to 25, July 26, 1788.
  12. North Carolina, vote 193 to 75, Nov. 21, 1789.
  13. Rhode Island, by a majority of 2, May 29, 1790.
- Copyright law first passed by Congress, (term 14 years,) 1790, May 31.
- radically amended and extended to 28 years, (with renewal for 14 more,) 1831.
- consolidated and records transferred to Washington, 1870, July 8.
- Cotton first raised in United States, Virginia, 1621, first exported from U. S., 1747.
- Cotton gin invented by Eli Whitney, 1793.
- Creek war in Georgia, 1836.
- Crimean War, Russia against Turkey, France and England, 1853-55.
- Deposits removed from U. S. Bank by Jackson, 1833, Oct. 1.
- Donelson, Fort, Tenn., surrendered to Grant, 1862, Feb. 16.
- Dorr rebellion in Rhode Island, 1842.
- Dred Scott Decision of U. S. Supreme Court, published, 1857, March 1.
- Education, Bureau of, established 1867, March 2.
- Electoral Commission Act approved, 1877, Jan. 29.
- Electric light, invented by Lodyguin and Kossloff, Russians, London, 1874.
- Jablochhoff candle successful in Paris streets, 1878.
- Sawyer-Mann electric lamp, United States, 1878.
- T. A. Edison's experiments in electric lighting, 1878-80.
- Emancipation proclamation, 1863, Jan. 1.
- Embargo Act passed by Congress, 1807, Dec. 22.
- Engraving, Wood, 1423 (?) Line or Steel, 1450 (?)
- Envelopes first used for letters, 1839.
- Erie, battle of Lake, Com. Perry's victory, 1813, Sept. 10.
- Ether first used in surgical operations, 1844.
- Express, first American, by W. F. Harnden, N. Y. to Boston, 1821.
- Fenian raids into Canada, 1866, May 31; resumed 1870, Feb. 3.
- Ferries, operated by steam, first used between New York and Brooklyn, 1824.
- Fillibustering raids of Wm. Walker, 1853-60.
- Fire Company, Union, Phila., first volunteer-company in America, 1736?
- Flag, American, first used by Washington at Cambridge, 1776, Jan. 1.
- legally established by Congress, 1777, June 14.
- Florida, cession of, by Spain to the U. S., 1819, Feb. 22.
- War with Seminoles, 1835-42.
- France, first Revolution, 1789. Reign of Terror, 1793.
- Franco-German War, 1870-71.
- Free-Soil Party, first national convention, Buffalo, 1848, Aug. 9.
- French and Indian War in America, 1754-63.
- Fugitive Slave law passed Congress, 1850, Sept. 12.
- Gas, illuminating, first used, Cornwall, Eng., 1792: in U. S., Boston, 1822.
- Geneva tribunal on Alabama claims, convened 1871, Dec. 15.
- German Empire re-established, 1871, Jan. 18.
- Ghent, treaty of, U. S. and Great Britain, 1815, Feb. 18.
- Glass first used for windows in England, 674: made in Va., 1615: Mass., 1639.
- Gold first discovered in California, 1848.
- Greenback Party, national platform, 1876, May 17.
- Greytown, Nicaragua, bombarded by Com. Hollins, 1854, July 13.
- Guadalupe Hidalgo, treaty of, U. S. and Mexico, 1848, Feb. 2.
- Gunpowder, used by Chinese, A. D., 80.
- Greek fire used by Byzantines; A. D., 668.
- re-discovered by monk Schwartz, A. D., 1330.
- Harper's Ferry, Va., insurrection (John Brown,) 1859, Oct. 16.



- Hartford Convention (anti-war) 1814, Dec. 15.  
 Homœopathy introduced into the United States, 1825.  
 Hospital, Pennsylvania, first in America, established 1751, Feb. 7. (?)  
 Hungary, rebellion in, 1848-49.  
 Independence, Declaration of, 1776, July 4.  
 Insurance, Fire, first office in America, Boston, 1724.  
 ——— Life, first, London, 1772: first in America, Phila., 1812.  
 ——— Marine, A. D., 533: first in England about 1593: first in America, Phila., 1721.  
 Interior, Department of, established, 1849, March 3.  
 Iron Steamships, first, Great Britain, 1843.  
 Italy, war with Austria, (7 weeks war,) 1866.  
 Jamestown, Va., first permanent English settlement in America, founded 1607.  
 Jesuits, Order of, founded by Ignatius Loyola, 1541.  
 Judiciary Act passed by Congress, 1801, Feb. 13.  
 Kerosene first used for illuminating purposes, 1826.  
 Knives, first in England, about 1550.  
 Know-Nothing Party, (American) in N. Y., 1853: National platform and candidate for Presidency, (M. Fillmore,) 1856.  
 Kostza, Martin, taken from Austrian vessel by Capt. Ingraham, 1852, July 2.  
 Lee's surrender to Gen. Grant at Appomattox C. H., Va., 1865, April 12.  
 Liberty Party, national convention, Buffalo, N. Y., 1843, Aug. 30.  
 Library, first American, Harvard College, Cambridge, 1638.  
 ——— first subscription, Phila., 1731.  
 Lightning rods, first used by Benj. Franklin about 1752.  
 Lincoln, assassination of, 1865, April 14.  
 London, Great fire of, 1666, Sept. 26.  
 ——— Plague in, 1665.  
 Lopez captured and garroted at Havana, 1851, Aug. 16.  
 Louis XVI beheaded 1793, Jan. 21.  
 Louisiana ceded by France to the U. S., 1803, April 30.  
 Magna Charta signed 1215.  
 Matches, friction, first used, 1829.  
 Mecklenburg co., N. C., Declaration of Independence, 1776, May 31.  
 Mexico, war with, declared by Congress, 1846, May 13, closed 1848, Feb. 2.  
 ———, city of, captured by Gen. Scott, 1847, Sept. 14.  
 ——— cession of territory to U. S., 1848, Feb. 2.  
 ——— cession of Gadsden purchase to the U. S., 1853, Dec. 30.  
 ——— war with, by France, Spain and Great Britain, 1861-63.  
 ——— proclamation of Empire, under Maximilian, 1863, July 10.  
 ——— Republic restored, Maximilian shot, 1867, June 19.  
 Milan decree by Napoleon, 1807, Dec. 17.  
 Military Academy, West Point, founded by Congress, 1802, March 16.  
 Missouri Compromise (restricting Slavery to South of 36° 30') passed 1820, March 3, repealed 1854, May 24.  
 Modoc war in California begun, 1872, Nov. 29.  
 Monroe Doctrine declared in Pres. Monroe's message, 1823, Dec. 2.  
 Mormons arrive at Salt Lake Valley, Utah, 1847, July 24.  
 Musical notes first used, 1338: printed, 1502.  
 Nantes, Edict of, tolerating Protestants, 1598, April 13: Revocation of, 1685, Oct. 22.  
 Napoleon I declared first Consul, 1799, Nov. 10: proclaimed Emperor, 1804, May 18: abdicated after Waterloo, 1815, June 22.  
 Napoleon III elected President French Republic, 1848, Dec. 10. Coup d'Etat dissolving Assembly, 1851: Dec. 2, proclaimed Emperor, 1852, Dec. 2, deposed and Republic proclaimed, 1870, Sept. 4.  
 Naval Academy, U. S., at Annapolis, opened, 1845, Oct. 10.  
 Navigation Act, first by British Parliament, 1660.  
 Needles, modern, first came into use, 1545.  
 Netherlands, revolt of, 1565-80.  
 New Orleans, Battle of, Jackson defeated British, 1815, Jan. 8. Captured by Farragut, 1862, April 26.  
 Newspaper, first authentic, 1494.  
 ——— first daily, Frankfort Gazette, 1615.  
 ——— first in England, Weekly Newes, 1622.  
 ——— first French, *Gazette de France*, Paris, 1631.  
 ——— first attempt at parliamentary reporting, 1641.  
 ——— first advertisement appeared in 1648.  
 ——— first American, "Publick Occurrences, Foreign and Domestick," Boston, 1690, Sept. 25.  
 ——— first English daily, London, Daily Courant, 1702.  
 ——— first continuously printed in America, *Boston News Letter*, 1702.  
 ——— first daily in United States, "The Pennsylvania Packet," 1784.  
 ——— London Times first appeared under present name, 1788.  
 Nullification Ordinance passed by South Carolina, 1832, Nov. 19.  
 ——— Proclamation by President Jackson, denouncing, 1832, Dec. 10.  
 Omnibuses first used in New York, 1830.  
 Orders in Council, British, issued 1807, Jan. 7.  
 Ordinance of 1787, passed by Continental Congress, 1787, Sept. 15.  
 Organs, first authentic use of, 755: in England, 951.  
 Ostend Manifesto, as to Cuba, by Pierre Soulé, James Buchanan and J. Y. Mason, 1854, Oct. 21.  
 Paper made by Chinese, from silk, 120, B. C. (?) from vegetable fibre, A. D., 651: from cotton, A. D., 711: from rags, 1085.  
 Paris, treaty of, ceding French American possessions to Great Britain, 1763, Feb. 10.  
 ——— second treaty of, closing Crimean War, 1856, March 30.  
 Patent right law, first enacted in U. S., 1790, April 15.  
 Peace Conference convened at Washington, 1861, Feb. 4.  
 Pencils, leaden styles used, A. D., 50.  
 ——— modern, used in England, 1565.  
 Pens, steel, first made, 1803: gold, first used about 1825.  
 Philadelphia founded by Wm. Penn, 1682.  
 ——— Riots in, native American and Irish, 1844, May 6-8.  
 Phonograph invented by T. A. Edison, 1877.

- Photographs first produced in England, 1802, perfected, 1841.
- Piano-forte invented in Italy, about 1710.
- Pilgrims, landing at Plymouth, Mass., 1620, Dec. 21, (commonly called Dec. 22.)
- Pins used in England about 1450; in America, machine-made, 1832.
- Pontiac's conspiracy to unite Indians against the English, 1762.
- Post-Office first established, between Vienna and Brussels, 1516.
- Postage stamps first used in England, 1840; in the United States, 1847.
- Printing: clay tablets used by Assyrians and Babylonians, B. C.
- Wooden blocks used by Chinese, A. D., 952.
- Block books: Biblia Pauperum, 1420 (?)
- movable types, L. Coster, of Haarlem, 1423 (?)
- J. Gutenberg, of Mentz, 1438 (?)
- First Bible, Faust and Schœffer, 1456.
- First book printed with date, Latin Psalter, Faust and Schœffer, 1457.
- First book in English, "History of Troy," printed at Cologne, by William Caxton, 1471.
- First book printed in England with date, Caxton's "Game and Playe of the Chesse," 1474.
- first in America, Esecala Espiritual of Chimaco, printed by Juan Hablas, Mexico, 1535 (?)
- first press in the United States, at Cambridge, Mass., John Daye, 1639.
- Pyramids first erected, 2170, B. C. (?)
- Railroad, Passenger, first opened in England, 1825, Sept. 27.
- Freight—first in the United States, at granite quarries, Quincy, Mass., 1826.
- Passenger, first in America, Baltimore and Ohio, 1828.
- Steam, first in New York State, Albany to Schenectady, 16 miles, 1830.
- Reformation in Germany, 1517, in England, 1532.
- Republican Party, first convention, Pittsburgh, Pa., 1856, Feb. 22.
- Resumption of Specie payments in U. S., act approved 1875, Jan. 14: took effect 1879, Jan. 1.
- Revolutionary War, beginning, battle of Lexington, 1775, April 19.
- end of, last battle, Combahee, 1782, Aug. 27.
- preliminary treaty of peace, 1782, Nov. 30.
- Richmond, Va., evacuated by Confederates, 1865, April 3.
- Russia, Serf Emancipation in, 1861.
- Saint Bartholomew, massacre of, 1572, Aug. 24.
- San Juan boundary decided in favor of the U. S., 1872, Oct. 21.
- Savannah, first steamer crossed the Atlantic, 25 days, Savannah to Liverpool, 1819, May 24.
- Seminole War, first, in Georgia and Florida, 1817-18; in Florida, 1835-42.
- Sewing Machine first patented, England, 1755.
- first complete, E. Howe, (American,) 1846.
- Shay's Rebellion in Massachusetts, 1786-87.
- Shiloh, Tenn. (or Pittsburgh Landing,) battle of, 1862, April 6-7.
- Sioux War in Minnesota, 1862-63.
- Sleeping cars first used, 1858: Pullman's patent, 1864.
- Smith, Joseph, Mormon leader, killed at Carthage, Ill., 1844, June 27.
- Stamp Act enacted, 1765, March 22, repealed, 1766, March 19.
- Statutes of the United States, first revised and codified, 1873.
- Steam Engine, boiler discovered by Marquis of Worcester, 1663.
- Newcomen's engine patented, 1705.
- Perfected by James Watt, 1773.
- High pressure engine invented by Oliver Evans, (American,) 1779.
- Steam vessels, Papin, France, 1707.
- Jonathan Hulls, England, 1736.
- William Henry, Conestoga River, Pa., 1763.
- James Rumsey, Md., 1786.
- John Fitch, Delaware River, 1786.
- Robert Fulton, N. Y. to Albany, 1807.
- Sugar cane first cultivated in U. S., near New Orleans, 1751, first sugar mill, 1758.
- Sumter, Fort, captured by Confederates, 1861, April 14.
- Sunday Schools, first established by Robt. Raikes, Gloucester, England, 1781.
- Tea destroyed in Boston harbor, 1773, Dec. 16.
- Telegraph, first electric, Paddington to Drayton, England, 1835.
- Morse's, invented, 1835.
- first in operation in America, Washington to Baltimore, 1844, May 27.
- submarine cable, first laid between Dover and Calais, 1851.
- first Atlantic cable operated, 1858.
- Telephono, (speaking,) A. Graham Bell, first presented Phila. Centennial Exhibition, 1876: practically successful as a telegraph, 1877, May 14.
- Telescope, invented, 1608.
- Texas annexed as a State, by Act of Congress, 1845, March 1.
- Theatre, first in America, Williamsburg, Virginia, 1752.
- Thirty Years War in Germany, 1618-1648.
- Tobacco introduced into England from Virginia, 1583.
- Tripoli war with the United States, 1803-5.
- Turner, Nat. slave insurrection in Virginia, 1831, Aug.
- Union of England and Scotland, 1707: Great Britain and Ireland, 1800.
- Utrecht, treaty of, 1713, April 11.
- Vaccination discovered by Dr. Jenner, England, 1796.
- Vicksburg, surrender of, 1863, July 4.
- War of 1812 with Great Britain declared by proclamation, 1812, June 19, ended by Treaty of Ghent, 1815, Feb. 18.
- Washington inaugurated first President, 1789, April 30.
- Washington, Treaty of, with Great Britain, war claims, 1871, June 17.
- Watches first made in Nuremberg, 1477.
- Waterloo, battle of, 1815, June 18.
- Whiskey insurrection in Pennsylvania, 1791-94.
- Wilmot Proviso, restricting slavery, offered in H. R., by David Wilmot, of Pa. 1846, Aug. 8.
- Yellowstone National Park, act of Congress, 1871, Feb. 28.
- Yorktown, surrender of Cornwallis to Washington, 1781, Oct. 19.



Statement showing the Receipts and Disbursements of the Government from its organization to June 30, 1879, and the amount of Losses, and the ratio of such Losses per \$1,000 to the aggregate received and disbursed, arranged as nearly as practicable in periods of Administrations; also in the periods prior and subsequent to June 30, 1861; prepared by the Treasury Department in answer to numerous inquiries.

Revision of the reply to Senate resolution of February 9, 1876, extending the comparison therein made, to June 30, 1879.

ADMINISTRATION.	Term of service.	TOTAL RECEIPTS, from Customs, Internal Revenue, Public Lands, Loans, Dividends, Interest, Premiums, Direct Tax and Miscellaneous.			TOTAL DISBURSEMENTS on account of Public Debt, Premiums, War, Navy, Pensions, Interest, Indians, and all civil expenses, exclusive of Post Office, which receives and disburses its own revenues.			RECAPITULATION. <sup>1</sup>		
		Receipts.	Losses.	Loss on \$1,000.	Disbursements.	Losses.	Loss on \$1,000.	Amount involved.	Total Losses.	Loss on \$1,000.
Washington .....	Years. 8	\$ 56,448,721	\$ 210,552	\$ 3 72	\$ 55,426,822	\$ 38,498	\$ 0 69	\$ 112,560,504	\$ 250,970	\$ 2 22
Adams, John .....	4	46,085,418	42,250	91	43,811,926	190,950	4 35	90,733,612	235,412	2 59
Jefferson .....	8	108,238,978	287,260	2 65	107,686,312	303,834	2 82	219,072,736	603,468	2 75
Madison .....	8	266,246,515	294,975	1 10	255,105,106	1,855,447	7 27	526,764,050	2,191,660	4 16
Monroe .....	8	178,649,964	629,947	3 52	188,437,780	2,492,536	13 22	376,328,275	3,229,787	8 58
Adams, J. Q. ....	4	97,818,055	332,953	3 40	97,264,000	513,829	5 28	201,488,077	885,374	4 39
Jackson .....	8	255,182,775	1,412,388	5 53	223,546,050	2,306,237	10 31	500,081,748	3,761,112	7 52
Van Buren .....	4	129,948,549	392,328	3 01	137,094,438	2,899,654	21 15	285,327,949	3,343,792	11 71
Harrison .....	4	116,736,005	429,981	3 68	109,187,401	1,133,242	10 37	244,590,156	1,565,903	6 40
Taylor .....	4	201,857,508	18,110	0 8	205,194,701	1,712,170	8 34	423,913,687	1,732,851	4 08
Polk .....	4	211,908,613	276,279	1 30	194,370,493	1,485,193	7 64	432,861,677	1,814,409	4 19
Fillmore .....	4	282,179,830	213,002	7 5	285,638,876	1,674,853	5 86	608,257,816	2,167,982	3 56
Pierce .....	4	312,359,680	194,004	6 2	328,183,268	2,292,825	6 98	697,500,871	2,659,108	3 81
Buchanan .....	4	4,670,460,138	508,494	10	4,667,457,921	6,599,023	1 41	9,386,697,144	7,200,984	7 6
Lincoln .....	4	4,042,316,438	2,562,722	6 3	3,891,576,259	1,889,641	4 8	8,014,908,984	4,619,600	5 7
Johnson .....	4	5,318,698,324	1,189,140	22	5,287,604,646	1,138,541	21	10,842,922,583	2,622,479	24
Grant .....	8	1,728,979,907	None.....	None...	1,557,034,964	1,384	0 0	3,353,629,856	2,677	8-10 mill
Hayes .....	2	18,024,115,418	8,994,375	49	17,634,620,963	28,527,858	1 61	36,317,639,725	38,887,568	1 07
Prior to June 30, 1861.....		\$ 2,263,660,611	\$4,734,020	\$2 09	\$ 2,230,947,173	\$ 18,899,269	\$8 47	\$ 4,719,481,157	24,441,829	\$5 17
From July 1, 1861, to June 30, 1879.....		15,760,454,807	4,260,355	27	15,403,673,790	9,628,589	62	31,598,158,568	14,445,739	46

<sup>1</sup>Including all other amounts collected or disbursed, and the losses thereon.

Table Exhibiting, by States, the Aggregate of Troops furnished to the Union Army, 1861-65, with Bounties Paid by States.

Compiled and Condensed from the Official Reports of the War Department.

States and Territories.	Population in 1860.	Troops furnished 1861-65.	Colored Troops furnished 1861-65.	Number of men drafted.					Bounties paid by States. <sup>4</sup>	Per Cent. of Troops to Population.
				Number drawn.	Failed to report.	Exempted.	Furn'd sub. or paid com'n.	Held for service		
Connecticut.....	460,147	57,379	1,764	12,031	1,014	6,804	3,842	202	\$6,887,554	12.4
Maine.....	628,279	72,114	104	27,324	3,760	12,997	4,946	1,991	7,837,644	11.5
Massachusetts.	1,231,066	152,048	3,966	41,582	5,167	27,070	8,383	912	22,965,550	12.3
New Hampshire	326,073	34,629	125	10,806	464	5,478	3,654	210	9,636,313	10.6
Rhode Island....	174,620	23,699	1,837	4,321	249	2,809	1,142	117	820,769	13.6
Vermont.....	315,098	35,262	120	7,743	429	4,096	2,646	437	4,528,775	11.2
New England States.....	3,135,283	375,131	7,916	103,807	11,083	59,254	24,613	3,869	52,676,605	12.0
New Jersey.....	672,035	81,010	1,185	32,325	6,205	8,224	9,650	951	23,868,967	12.0
New York.....	3,880,735	467,047	4,125	151,488	31,745	68,006	31,529	3,210	86,629,228	12.0
Pennsylvania....	2,906,215	366,107	8,612	178,873	31,309	70,913	40,807	8,615	43,154,987	12.5
Middle States...	7,458,985	914,164	13,922	362,686	69,259	147,143	81,986	12,776	153,653,182	12.2
Colorado Ter....	34,277	4,903	95	.....	.....	.....	.....	.....	.....	14.3
Dakota Ter.....	4,837	206	.....	.....	.....	.....	.....	.....	.....	4.2
Illinois.....	1,711,951	259,147	1,811	32,085	9,519	9,555	5,459	3,538	17,296,205	15.1
Indiana.....	1,350,428	197,147	1,537	41,158	6,235	15,478	5,966	7,597	9,182,354	14.6
Iowa.....	674,913	76,309	440	7,548	702	2,446	1,264	1,862	1,615,171	11.3
Kansas.....	107,206	20,151	2,080	1,420	419	287	210	119	57,407	18.8
Michigan.....	749,113	89,372	1,387	22,122	4,294	7,130	3,773	1,809	9,664,855	11.9
Minnesota.....	172,023	25,052	104	10,796	2,058	4,449	1,291	862	2,000,464	14.5
Nebraska Ter...	28,841	3,157	.....	.....	.....	.....	.....	.....	.....	10.9
New Mexico Ter	93,516	6,561	.....	.....	.....	.....	.....	.....	.....	7.0
Ohio.....	2,339,511	319,659	5,092	50,400	9,368	19,751	10,988	4,241	23,557,373	13.6
Wisconsin.....	775,881	96,424	165	38,395	11,742	14,732	6,718	3,722	5,855,356	12.4
Western States & Territories.	8,042,497	1,098,088	12,711	203,924	44,337	73,828	35,669	23,750	69,229,185	13.6
California.....	379,994	15,725	.....	.....	.....	.....	.....	.....	.....	4.1
Nevada.....	6,857	1,080	.....	.....	.....	.....	.....	.....	.....	15.7
Oregon.....	52,465	1,810	.....	.....	.....	.....	.....	.....	.....	3.4
Washington Ter	11,594	964	.....	.....	.....	.....	.....	.....	.....	8.3
Pacific States...	450,910	19,579	.....	.....	.....	.....	.....	.....	.....	4.3
Delaware.....	112,216	13,670	954	8,635	1,443	4,170	2,534	425	1,136,599	12.2
Dist. Columbia..	75,080	16,872	3,269	14,338	5,954	5,665	1,751	968	134,010	22.4
Kentucky.....	1,155,684	79,025	23,703	29,421	9,503	8,088	5,787	1,860	692,577	6.8
Maryland.....	687,049	50,316	8,718	29,319	9,207	11,011	6,134	1,426	6,271,992	7.3
Missouri.....	1,182,012	109,111	8,344	21,519	9,444	5,781	1,638	1,031	1,282,149	9.2
West Virginia <sup>3</sup> ..	393,234	32,068	196	3,180	1,014	569	219	242	864,737	8.1
Border States...	3,605,275	301,062	45,184	106,412	36,565	35,284	18,063	5,952	10,382,064	8.3
Alabama.....	964,201	2,576	4,969	.....	.....	.....	.....	.....	.....	.2
Arkansas.....	435,450	8,289	5,526	.....	.....	.....	.....	.....	.....	1.9
Florida.....	140,424	1,290	1,044	.....	.....	.....	.....	.....	.....	.9
Georgia.....	1,057,286	.....	.....	.....	.....	.....	.....	.....	.....	.0
Louisiana.....	708,002	5,224	3,486	.....	.....	.....	.....	.....	.....	.7
Mississippi.....	791,305	545	17,869	.....	.....	.....	.....	.....	.....	.0
North Carolina.	992,622	3,156	5,035	.....	.....	.....	.....	.....	.....	.3
South Carolina.	703,708	.....	5,462	.....	.....	.....	.....	.....	.....	.0
Tennessee.....	1,109,801	31,092	20,133	.....	.....	.....	.....	.....	.....	2.8
Texas.....	604,215	1,965	47	.....	.....	.....	.....	.....	.....	.3
Virginia <sup>3</sup> .....	1,203,084	.....	.....	.....	.....	.....	.....	.....	.....	.0
Southern States	8,710,098	54,137	63,571	.....	.....	.....	.....	.....	.....	.6
Indian Nation...	.....	3,530	.....	.....	.....	.....	.....	.....	.....	.....
Colored Troops <sup>1</sup>	.....	93,441	.....	.....	.....	.....	.....	.....	.....	.....
Grand Total.....	.....	2,859,132	173,079	776,829	161,244	315,509	73,607	46,347	285,941,036	9.1
At large.....	.....	.....	733	.....	.....	.....	.....	.....	.....	.....
Not acc'd for....	.....	.....	5,083	.....	.....	.....	.....	.....	.....	.....
Officers.....	.....	.....	7,122	.....	.....	.....	.....	.....	.....	.....
			186,017							

1) This gives colored troops enlisted in the States in rebellion; besides this, there were 92,576 colored troops, included (with the white soldiers) in the quotas of the several States; the 3d column gives the aggregate of colored, but many enlisted South were credited to Northern States.

2) This is the aggregate of troops furnished for all periods of service—from 3 months to 3 years time. Reduced to a uniform three years standard, the whole number of troops enlisted amounted to 2,320,272.

3) Virginia and West Virginia populations by census of 1860, as divided by counties in 1863.

4) This table is given from the Report of the Provost Marshal General in 1866, with the remark that much larger disbursements in bounties were made in some States, the aggregate not ascertainable.



Number of Troops from each of the old Thirteen States, enlisted during the Revolutionary War, 1775-1783, including Continental Soldiers and Militia.

Compiled and condensed from the Report of the Secretary of War, May 10, 1790. American State Papers, Military Affairs, vol. 1, p. 14 to 19.

STATES.	1775.	1776.	1777.	1778.	1779.	1780.	1781.	1782.	1783.
New Hampshire.....	2,824	4,019	4,483	1,783	1,226	1,777	700	744	733
Massachusetts.....	16,444	20,372	12,591	13,437	7,738	7,889	5,298	4,423	4,370
Connecticut.....	4,507	13,127	6,563	4,010	3,544	3,687	3,921	1,732	1,740
Rhode Island.....	1,193	1,900	2,048	3,056	1,263	915	464	481	372
New York.....	2,075	8,094	5,332	2,194	3,756	4,847	1,178	1,198	1,169
New Jersey.....		9,086	2,908	2,586	1,276	1,267	823	660	676
Pennsylvania.....	400	10,395	9,464	3,684	3,476	3,337	1,346	1,265	1,598
Delaware.....		754	1,299	349	317	556	89	164	235
Maryland.....		3,329	7,565	3,307	2,849	2,065	2,107	1,280	974
Virginia.....	3,180	6,181	11,013	7,830	8,573	6,986	6,119	2,204	629
North Carolina.....	2,000	4,134	1,281	1,287	4,920	3,000	3,545	1,105	697
South Carolina.....	4,000	6,069	2,000	3,650	4,500	6,000	3,000	2,000	139
Georgia.....	1,000	2,301	2,173	3,873	837	750	750	750	145
<b>Total.....</b>	<b>37,363</b>	<b>89,761</b>	<b>68,720</b>	<b>51,046</b>	<b>44,275</b>	<b>43,076</b>	<b>29,340</b>	<b>18,006</b>	<b>13,477</b>

Last War with Great Britain, 1812-1815.

The whole number of Officers and Men in the Regular Service cannot be accurately given. The following table at different periods of the War is the nearest approximation that can be made.

Date.	Officers.	Men.	Total	Date.	Officers.	Men.	Total.
July, 1812.....	301	6,385	6,686	September, 1814....	2,395	35,791	38,186
February, 1813.....	1,476	17,560	19,036	February, 1815.....	2,396	31,028	33,424

The whole Militia Force raised during the War was 31,210 Officers; 440,412 men; Total, 471,622.

Casualties reported during the War of 1812-15.

Killed.....1,877 Wounded.....3,737 Total.....5,614

Number of Men & Casualties in the Regular & Volunteer Forces during the War with Mexico, 1846-48.

State.	Whole Number.	Killed.	Died of Wds.	Wounded.	State.	Whole Number.	Killed	Died of Wds.	Wounded.
Regular Army, including Marines.....	27,506	536	408	2,102	N. Jersey Volun'rs	425	.....	.....	.....
Alabama Volunteers.	3,026	.....	.....	.....	New York do...	2,396	24	19	156
Arkansas do...	1,323	19	2	32	N. Carolina do...	935	.....	.....	.....
California do...	571	.....	.....	.....	Ohio do...	5,536	18	.....	39
Florida do...	370	.....	.....	.....	Pennsylvania do...	2,503	21	14	162
Georgia do...	2,132	6	.....	8	S. Carolina do...	1,077	30	26	216
Illinois do...	6,123	86	12	160	Tennessee do...	5,865	43	6	129
Indiana do...	4,585	47	.....	92	Texas do...	8,018	42	4	29
Iowa do...	253	.....	.....	.....	Virginia do...	1,320	.....	.....	4
Kentucky do...	4,842	78	4	105	Wisconsin do...	146	.....	.....	.....
Louisiana do...	7,947	13	2	8	Mormons do...	585	.....	.....	.....
Maryland & D. C. do...	1,355	8	3	21	Re-mustered Volun't'rs formed out of 12 mos. Vols....	844	4	1	3
Massachusetts do...	1,057	.....	.....	.....					
Michigan do...	1,103	.....	.....	.....					
Mississippi do...	2,423	54	4	108					
Missouri do...	7,016	20	3	46	<b>Total.....</b>	<b>101,282</b>	<b>1,049</b>	<b>508</b>	<b>3,420</b>

The number of casualties in the volunteer and regular armies of the United States, during the war of 1861-65, was reported by the Provost-Marshal General in 1866.

Killed in battle, 61,362; Died of wounds, 34,727; Died of disease, 183,287; Total died, 279,376; Total deserted, 199,105.

Number of soldiers in the Confederate service, who died of wounds or disease, (partial statement,) 133,821. Deserted, (partial statement,) 104,428.

Number of United States Troops captured during the war, 212,608; Confederate Troops captured, 476,169.

Number of United States Troops paroled on the field, 16,431; Confederate Troops paroled on the field, 248,599.

Number of United States Troops who died while prisoners, 29,725; Confederate Troops who died while prisoners, 26,774.

DIVIDENDS OF NEW ENGLAND MANUFACTURING COMPANIES FOR TEN YEARS, 1870-1879.

From J. G. Martin's Stock Fluctuations, Boston, 1871-1880.

MANUFACTURING COMPANIES.	Capital, Jan., 1880.	Par.	1870.	1871.	1872.	1873.	1874.	1875.	1876.	1877.	1878.	1879.
Amoskeag .....	3,000,000	1,000	10	13	18	14	14	9	9	8	10	10
Androscoggin.....	1,000,000	100	8	5	10	10	10	9	6	6	3	3
Appleton.....	600,000	1,000	9	14	12	9	3	0	0	0	0	0
Atlantic.....	1,000,000	100	3	8	8	8	0	3	0	3	6	6
Bartlett.....	350,000	100			3½	7	2½	0	0	0	0	0
Bates.....	1,000,000	100	6	4	10	8	8	0	3	6	3	8
Boott.....	1,200,000	1,000	11	20	20	16	12½	8	8	9	7	10
Boston.....	800,000	1,000	10	11	12	8	6	6	6	6	6	6
Boston Belting.....	700,000	100									0	10
Boston Duck.....	350,000	700	33	10	11	10	10	8	6	7	7	8
Cabot.....	600,000	500		8	10	10	10	5	0	7	5	10
Chicopee.....	1,000,000	100	18	70	50	30	10	5	7	7	7	8
Cochecho.....	1,500,000	500	13	20	20	20	20	15	5	9	6	7
Continental.....	1,500,000	100	0	0	8	8	4	0	0	0	0	0
Dwight.....	1,200,000	500	0	0	5	10	6	0	0	0	0	3
Everett.....	800,000	100	0	3	9	0	3	0	3	3	2	6
Franklin.....	1,000,000	100	3	0	8	8	8	3	0	0	0	3
Great Falls.....	1,500,000	100	3	9	10	10	3	0	0	0	0	6
Hamilton Cotton.....	1,200,000	1,000	3	6½	9	8	8	7	3	6	3	3
"    Woollen.....	600,000	100	15	15	20	15	10	10	10	10	10	10
Hill.....	1,000,000	100	9	11	16	14	10	7	0	3	0	3
Jackson.....	600,000	1,000	12	20	18	14	12	6	3	6	6	7
Kearsarge.....	600,000	100		0	0	7	3	0	2	2	0	2
Laconia.....	1,000,000	400	3	0	11	12	7	0	0	6	6	6
Lancaster.....	800,000	400	20	20	20	22½	20	20	15	12½	20	20
Lawrence.....	1,500,000	1,000	3	6	6	6	6	6	6	8	8	9
Lowell.....	2,000,000	690	\$90	\$140	\$70	\$50	\$45	\$40	\$20	\$20	\$30	\$35
"    Bleachery.....	300,000	200	20	40	20	20	18	10	8	6	3	2
"    Machine												
Shop.....	600,000	500	12	12	12	12	12	12	12	10 <sup>2</sup>	10	10 <sup>4</sup>
Lyman.....	1,470,000	100	6	8	10	8	6	3	0	6	6	6
Manchester.....	2,000,000	100	0	0	0	0	115 <sup>1</sup>	7	8	8	7	9
Massachusetts.....	1,800,000	1,000	6	10	16	12	8	3	6	6	6	6
Merrimack.....	2,500,000	1,000	7	18	18	13	10	4	5	8	6	7
Middlesex.....	750,000	100	15	17	13	9	14	9	10	19	11	19
Nashua.....	1,000,000	500	8	16	16	12	11	8	6	4	6	9
Naumkeag.....	1,500,000	100	7	0	15	8	7	6	3	6	0	5
Newmarket.....	600,000	500	9	8	14	14	8	3	0	3	2	3
New England Glass..	500,000	500	8	8	3	0	4	6	0	0	0 <sup>3</sup>	
Otis.....	800,000	1,000	20	20	15	10	10	10	9	8	8	8
Pacific.....	2,500,000	1,000	12	16	22	20	20	20	16	20	13	14
Pepperell.....	1,200,000	500	20	5	11	12	12	12	11	10	10	10
Salmon Falls.....	600,000	300	7	9	10	9	3	0	0	2	4	5
Sandwich Glass.....	200,000	80	\$6	\$8	\$7	\$4	0	0	0	0	0	0
Stark Mills.....	1,200,000	1,000	7	10	13	11	11	7	3	3	6	8
Tremont and Suffolk	1,200,000	100	0	0	9	9	8	8	8	8½	6	6
Thorndike.....	450,000	1,000	0	6	8½	10	9	6	6	7	7	7
Washington.....	1,650,000	100	4	5	10	0	0	0	6	6	6	0
York Mills.....	900,000	750	18	20	35	18	11	9	8	4	\$70	\$72½

<sup>1</sup> Dividend in liquidation. The new Manchester Mills organized 1875.

<sup>2</sup> Besides 30 per cent. extra dividend Feb., 1877.

<sup>3</sup> Paid \$125 per share in 1878, all from capital stock.

<sup>4</sup> Besides 20 per cent. extra dividend Aug., 1879.



Table showing Variations of Time, Distances from New York City, Hours by Railway, and Passenger Fares from New York to the Principal Places in the United States.

Compiled from the War Department Tables of Distances, and the Time Tables and Tariffs of the various Railways.

Time when it is 12 noon at N. Y.	Distance by rail from N. Y.	Mail time from N. Y.	R. R. fares from N. Y.	Time when it is 12 noon at N. Y.	Distance by rail from N. Y.	Mail time from N. Y.	R. R. fares from N. Y.	Time when it is 12 noon at N. Y.	Distance by rail from N. Y.	Mail time from N. Y.	R. R. fares from N. Y.
Albany, N. Y.	145	4.15	\$ 3.10	10.37 A.M.	1789	97.30	49.25	11.36 A.M.	445	15.	\$ 12.50
Atlanta, Ga.	881	52.15	25.50	11.49 A.M.	183	5.10	5.50	12.02 P.M.	161	6.	3.50
Auburn, N. Y.	319	9.30	6.58	12.05 P.M.	113	3.45	2.65	12.15 P.M.	341	14.	9.00
Baltimore, Md.	188	6.	6.20	11.12 P.M.	826	30.	19.00	12.00 M.	76	3.	1.46
Bangor, Me.	478	19.40	12.00	10.37 A.M.	1343	60.	32.75	12.10 P.M.	189	6.30	5.00
Boston, Mass.	233	8.	6.00	10.50 A.M.	1128	48.	26.25	11.46 A.M.	343	13.	12.85
Bridgeport, Conn.	59	2.	1.30	10.37 A.M.	1369	62.	32.75	11.43 A.M.	374	10.	7.70
Brooklyn, N. Y.	2	½	.02	10.47 A.M.	1411	54.20	42.85	8.50 A.M.	3183	146.15	136.00
Buffalo, N. Y.	424	14.	9.25	11.14 A.M.	868	35.	22.00	10.55 A.M.	1066	38.	24.25
Burlington, Iowa	1120	47.	27.25	12.10 P.M.	245	9.	7.00	10.44 A.M.	1322	54.	31.35
Burlington, Vt.	302	11.	8.00	10.55 A.M.	1245	50.	32.00	9.28 A.M.	2476	120.	115.50
Charleston, S. C.	804	33.	24.00	11.05 A.M.	998	40.	23.00	10.23 A.M.	1952	104.	67.05
Chicago, Ill.	913	35.	20.00	11.04 A.M.	1236	52.	40.75	8.46 A.M.	3273	151.	136.00
Cincinnati, O.	758	28.	18.00	11.10 A.M.	1056	45.	32.90	11.32 A.M.	919	39.	25.00
Cleveland, O.	585	20.	13.00	11.09 A.M.	1053	43.	29.45	10.58 A.M.	1032	42.30	24.00
Columbus, O.	639	22.	16.25	11.59 A.M.	10	.30	.20	12.05 P.M.	139	4.30	3.30
Concord, N. H.	274	10.30	7.15	12.00 M.	63	2.35	1.45	11.51 A.M.	293	8.30	6.06
Council Bluffs, Iowa	1889	56.	35.50	12.12 P.M.	270	9.20	7.00	11.07 A.M.	899	32.	21.25
Davenport, Iowa	1096	41.40	26.00	12.04 P.M.	77	2.45	1.75	11.22 A.M.	706	24.	16.25
Dayton, O.	709	25.	17.50	10.56 A.M.	1377	58.	12.75	11.54 A.M.	58	1.30	1.75
Denver, Col.	1982	92.	59.75	12.11 P.M.	185	10.	2.00	11.58 A.M.	151	4.20	3.15
Des Moines, Iowa	1270	51.10	31.20	11.51 A.M.	372	18.	8.50	11.56 A.M.	240	7.30	5.00
Detroit, Mich.	776	24.	15.00	12.05 P.M.	156	6.	3.65	10.53 A.M.	1287	63.30	39.25
Dubuque, Iowa	1103	43.	26.60	12.07 P.M.	140	5.15	2.00	11.48 A.M.	228	8.	7.50
Easton, Pa.	76	2.30	2.25	11.54 A.M.	374	14.30	9.60	11.33 A.M.	511	21.	14.25
Elmira, N. Y.	1155	43.	7.25	10.32 A.M.	1406	56.20	36.00	11.54 A.M.	118	3.	3.10
Evansville, Ind.	275	22.30	25.00	11.55 A.M.	89	2.	2.50	12.10 P.M.	193	7.15	4.65
Fort Wayne, Ind.	995	36.25	16.75								

NOTE.—As the fares by railway are constantly varying, and time-tables vary widely by different trains, the mail time and passenger fares above given are to be taken as approximately correct.

## THE BALANCE OF TRADE FOR 25 YEARS, 1856-1880.

From the Financial Review, 1877, with Additions.

For the purpose of showing the total amount of exports and imports of merchandise and the total of specie in each year since 1856, the table below has been compiled. In the columns headed "Excess" are given the differences between exports and imports each year, showing at a glance the "trade balance" of the country.

*Gold Value of Imports and Exports of Merchandise and Specie into and from the United States in each Fiscal Year since 1856.*

YEAR.	MERCHANDISE.			SPECIE.		
	Imports.	Exports.	Excess.	Imports.	Exports.	Excess.
	\$	\$	\$	\$	\$	\$
1856. ...	310,472,310	281,219,423	Imp. 29,212,887	4,207,632	45,745,485	Exp. 41,537,853
1857. ...	348,428,342	293,823,760	Imp. 54,604,582	12,461,799	69,136,923	Exp. 56,675,123
1858. ...	263,338,654	272,011,274	Exp. 8,672,620	19,274,496	52,633,147	Exp. 33,358,651
1859. ...	331,333,341	292,901,051	Imp. 38,432,290	7,434,789	63,887,411	Exp. 56,452,622
1860. ...	353,616,119	333,576,057	Imp. 20,040,062	8,550,135	66,546,239	Exp. 57,996,104
1861. ...	289,310,542	219,553,833	Imp. 69,756,709	46,339,611	29,791,080	Imp. 16,548,531
1862. ...	189,356,677	197,670,501	Exp. 1,313,824	16,415,052	36,887,640	Exp. 19,972,588
1863. ...	243,335,815	203,964,997	Imp. 39,370,818	9,584,105	64,156,611	Exp. 56,571,956
1864. ...	316,447,283	158,887,988	Imp. 157,559,295	13,115,612	105,396,541	Exp. 92,280,929
1865. ...	238,745,580	162,013,500	Imp. 76,732,080	9,810,072	67,643,226	Exp. 57,833,154
1866. ...	434,812,066	348,859,522	Imp. 85,952,544	10,700,092	86,044,071	Exp. 75,343,979
1867. ...	395,763,100	297,303,653	Imp. 98,459,447	22,070,475	60,868,372	Exp. 38,797,897
1868. ...	357,436,440	281,952,899	Imp. 75,483,541	14,188,268	93,784,102	Exp. 79,595,734
1869. ...	417,506,379	286,117,697	Imp. 131,388,682	19,807,876	57,138,380	Exp. 37,330,504
1870. ...	435,958,408	392,771,768	Imp. 43,186,640	26,419,179	58,155,666	Exp. 31,736,486
1871. ...	520,223,684	442,820,178	Imp. 77,403,506	21,270,024	98,441,988	Exp. 77,171,964
1872. ...	626,595,077	444,177,586	Imp. 182,417,491	13,743,689	79,877,534	Exp. 66,133,845
1873. ...	642,136,210	522,479,317	Imp. 119,656,893	21,480,937	84,608,574	Exp. 63,127,637
1874. ...	567,406,342	586,283,040	Exp. 18,876,698	28,454,906	56,630,405	Exp. 28,175,499
1875. ...	533,005,436	513,441,711	Imp. 19,563,725	20,900,727	92,132,142	Exp. 71,231,425
1876. ...	460,741,191	540,384,671	Exp. 79,623,480	15,936,681	56,506,302	Exp. 40,569,621
1877. ...	451,323,126	602,475,220	Exp. 152,152,094	40,774,414	56,162,237	Exp. 15,387,753
1878. ...	437,051,532	694,848,496	Exp. 257,796,964	29,821,314	33,733,225	Exp. 3,911,911
1879. ...	445,777,775	710,439,441	Exp. 264,661,666	20,296,000	24,997,441	Exp. 4,701,441
1880. ...	667,954,746	835,638,658	Exp. 167,683,912	93,034,310	17,142,919	Imp. 75,891,391

Value and Percentage of Agricultural Products, (including Products of the Forest,) Exported from the United States for each year, from 1850 to 1880.

From the Quarterly Reports of the Bureau of Statistics.

Year ending June 30.	Total domestic exports.	Total exports of agricultural products.	Percentage of agricultural products to total domestic exports.	Year ending June 30.	Total domestic exports.	Total exports of agricultural products.	Percentage of agricultural products to total domestic exports.
	\$	\$			\$	\$	
1850. ...	136,946,912	123,825,808	90.44	1866. ...	550,684,277	416,157,242	75.58
1851. ...	196,689,718	165,828,736	85.69	1867. ...	438,577,312	330,413,246	75.35
1852. ...	192,368,984	144,037,465	74.85	1868. ...	454,301,713	319,004,531	70.22
1853. ...	213,417,697	176,589,418	82.74	1869. ...	413,761,115	311,756,665	75.32
1854. ...	252,047,806	195,258,953	77.48	1870. ...	499,092,143	391,269,605	79.01
1855. ...	246,708,553	175,385,328	71.09	1871. ...	562,518,651	397,963,220	70.75
1856. ...	310,586,330	248,091,084	79.91	1872. ...	549,219,718	407,141,706	74.13
1857. ...	338,985,065	260,139,925	76.75	1873. ...	649,132,563	493,962,697	76.00
1858. ...	293,758,279	232,478,953	79.49	1874. ...	693,039,054	550,043,638	79.37
1859. ...	335,894,383	258,449,990	76.96	1875. ...	643,094,767	479,893,212	74.63
1860. ...	373,189,274	295,081,484	78.61	1876. ...	644,956,406	514,339,866	81.30
1861. ...	228,699,486	180,516,442	82.46	1877. ...	676,115,592	517,737,998	76.58
1862. ...	213,069,519	160,821,597	75.50	1878. ...	722,779,499	592,475,813	81.98
1863. ...	305,884,998	215,273,568	70.36	1879. ...	699,538,742	543,691,174	77.72
1864. ...	320,035,199	183,356,276	57.29	1880. ...	823,946,353	685,867,737	83.24
1865. ...	323,743,187	207,232,749	64.01				



IMMIGRATION INTO THE UNITED STATES, 1820-1880.

PRIOR to the year 1820, no statistics of immigration were officially kept. By the Act of Congress, of March 2nd, 1819, Collectors of Customs were required to keep a record and make a quarterly return to the Treasury, of all passengers arriving in their respective districts from foreign ports; and these reports, published from time to time by the Treasury Department, constitute the sources of information as to the progress of immigration. The total number of foreign-born passengers arriving at the ports of the United States, from 1820 to 1880 inclusive, is given below. Prior to 1856, the figures show the whole number of aliens arriving, but from 1856 to 1880 inclusive, the number of immigrants only, *i. e.*, of foreign passengers settling in the United States.

It has been estimated that the whole number of aliens coming to the United States from 1789 to 1820, was about 250,000.

Year.	Total Immigrants.	Year.	Total Immigrants.	Year.	Total Immigrants.	Year.	Total Immigrants.	
1820	8,385	1836	76,242	1852	371,603	Fiscal year ending June 30.		
1821	9,127	1837	79,340	1853	368,645	1867	298,967	
1822	6,911	1838	38,914	1854	427,833	1868	282,189	
1823	6,354	1839	68,069	1855	200,877	1869	352,768	
1824	7,912	1840	84,066	1856	195,857	1870	387,203	
1825	10,199	1841	80,289	1857	246,945	1871	321,350	
1826	10,837	1842	104,565	1858	119,501	1872	404,806	
1827	18,875	1843	52,496	1859	118,616	1873	459,803	
1828	27,382	1844	78,615	1860	150,237	1874	313,339	
1829	22,520	1845	114,371	1861	89,724	1875	227,498	
1830	23,322	1846	154,416	1862	89,007	1876	169,986	
1831	22,633	1847	234,968	1863	174,524	1877	141,857	
1832	60,482	1848	226,527	1864	193,195	1878	138,469	
1833	58,640	1849	297,024	1865	247,453	1879	177,826	
1834	65,365	1850	369,980	1866	167,757	1880	457,257	
1835	45,374	1851	379,466					
							Total.....	10,138,758

Immigration to the United States, by Countries, during 60 Calendar Years.—1820-1879.

GREAT BRITAIN.		Austria-Hungary...		SUMMARY.	
England.....	894,444	Belgium .....	23,267	Europe.....	8,746,921
Ireland.....	3,065,761	Denmark.....	48,620	Asia.....	228,047
Scotland.....	159,547	France .....	313,716	Africa.....	1,631
Wales.....	17,893	Germany.....	3,002,027	British America....	568,941
Great Britain, not		Greece.....	385	All other American	
specified.....	560,453	Italy.....	70,181	countries.....	97,007
Total from British		Netherlands.....	44,319	Pacific.....	10,474
Isles.....	4,698,098	Poland .....	14,831	All other.....	255,778
		Portugal.....	9,062		
		Russia.....	38,316	Grand aggregate...9,908,799	
		Spain.....	28,091		
		Sweden and Nor-			
		way.....	306,092		
		Switzerland.....	83,709		
		Turkey.....	619		
		Total from Eu-			
		rope.....	8,746,921		

Chinese Immigration into the United States for each Calendar Year from 1855 to 1880 inclusive.

Year.	No.	Year.	No.	Year.	No.	Year.	No.
1855	3,526	1862	3,633	1869	14,902	1876	16,879
1856	4,733	1863	7,214	1870	11,943	1877	10,379
1857	5,944	1864	2,795	1871	6,039	1878	8,468
1858	5,128	1865	2,942	1872	10,642	1879	9,189
1859	3,457	1866	2,385	1873	18,154	1880 Jan. to June 4,	4,018
1860	5,467	1867	3,863	1874	16,651		
1861	7,518	1868	10,684	1875	19,033	Total.....	215,586

NOTE.—The statement is made that nearly one-half of all the Chinese who have arrived in the United States have returned to their native country.

## STATISTICS OF AMERICAN AGRICULTURE.

THE following statistics of the agricultural products of the United States represent the leading crops for a series of years since 1870. For the year 1869 we have the figures of the census of 1870, which are the result of a detailed enumeration taken by the United States marshals and their deputies, as to the amount of land under tillage, and the quantity of each crop produced during the agricultural year 1869. The figures here given for each year since do not represent a census of agriculture, but the estimates made up by the Department of Agriculture from the returns received through its correspondents in all parts of the country. These correspondents estimate the area in specific crops, and from their own experience and judgment form an opinion of the condition of the plant of each crop from month to month, and ultimately of the quantities produced. These returns are recorded, and the records prepared by counties are summed up and averaged at the Agricultural Department, and the averages corrected by a duplicate record, in which the difference in the productive value of the counties is considered. To cite the language of the Report of the Commissioner of Agriculture, "the corrected result stands as an average, not inevitably of the whole State, but of such portion, half or two-thirds, or whatever area is reported of the entire State." While the results cannot possess the authority of an accurate census, they are all that we have since 1870, except in a few States where agricultural statistics are collected by law.

## Crops of Principal Cereals in the United States, 1870-1879.

Condensed from the Reports of the Commissioner of Agriculture.

## 1. Indian Corn.

Years.	Bushels.	Acres.	Value.	Average yield per acre	Average price.	Average value per acre
			Dollars.	Bushels	Cents.	Dollars.
1870.....	1,091,255,000	38,646,977	601,839,030	28.3	54.9	15 57
1871.....	991,898,000	34,091,137	473,275,900	29.1	48.2	14 02
1872.....	1,092,719,000	35,526,836	435,149,290	30.7	39.8	12 24
1873.....	932,274,000	39,197,148	447,183,020	23.8	48.0	11 41
1874.....	850,148,500	41,036,918	550,043,080	20.7	64.7	13 40
1875.....	1,321,069,000	44,841,371	555,445,930	29.4	42.0	12 38
1876.....	1,283,827,500	49,033,364	475,491,210	26.1	37.0	9 69
1877.....	1,342,558,000	50,369,113	480,643,400	26.6	35.8	9 54
1878.....	1,388,218,750	51,585,000	441,153,405	26.9	31.8	8 55
1879.....	1,547,901,790	53,085,450	580,486,217	29.2	37.5	10 93
Total 10 years.....	11,844,869,540	437,413,314	5,045,710,482	.....	.....	.....
Annual Average...	1,184,486,954	43,741,331	504,571,048	27.0	43.9	11 77

## 2. Wheat.

Years.	Bushels.	Acres.	Value.	Average yield per acre.	Average price.	Average value per acre
			Dollars.	Bushels.	Dollars,	Dollars.
1870.....	235,881,700	18,992,591	245,865,045	12.4	1 04.2	12 94
1871.....	230,722,400	19,943,893	290,411,820	11.5	1 25.8	14 56
1872.....	249,997,100	20,858,359	310,180,375	11.9	1 24.0	14 87
1873.....	281,254,700	22,171,676	323,594,805	12.7	1 15.0	14 50
1874.....	308,102,700	24,967,027	291,107,895	12.3	94.4	11 66
1875.....	292,136,000	26,381,512	294,580,990	11.0	1 00.0	11 16
1876.....	289,356,500	27,627,021	300,259,300	10.4	1 03.7	10 86
1877.....	365,094,800	26,193,407	395,155,375	13.9	1 08.2	15 08
1878.....	420,122,400	32,108,560	826,346,424	13.1	77.7	10 16
1879.....	448,756,630	32,545,950	497,030,142	13.8	1 10.8	15 27
Total 10 years.....	3,121,427,930	251,789,996	3,774,532,171	.....	.....	.....
Annual Average...	312,142,793	25,178,999	377,453,217	12.3	1 06.3	13 10



STATISTICS OF AMERICAN AGRICULTURE.—Continued.

3. Oats.

Years.	Bushels.	Acres.	Value.	Average Yield per acre.	Average price.	Average Value per acre.
			Dollars.	Bushels	Cents.	Dollars.
1870.....	247,277,400	8,792,395	107,136,710	28.1	43.3	12 18
1871.....	255,743,000	8,365,809	102,570,030	30.5	40.1	12 26
1872.....	271,747,000	9,000,769	91,315,710	30.1	33.6	10 14
1873.....	270,340,000	9,751,700	101,175,750	27.7	37.4	10 37
1874.....	240,369,000	10,897,412	125,047,530	22.0	52.0	11 47
1875.....	354,317,500	11,915,075	129,499,930	29.7	36.5	10 86
1876.....	320,884,000	13,358,908	112,865,900	24.0	35.1	8 44
1877.....	406,394,000	12,826,148	118,661,550	31.6	29.2	9 25
1878.....	413,578,560	13,176,500	101,945,830	31.4	24.6	7 74
1879.....	363,761,320	12,683,500	120,533,294	28.7	33.1	9 50
Total.....	3,144,411,780	110,768,216	1,110,752,234			
Annual Average	314,441,178	11,076,821	111,075,223	28.3	36.4	10.22
<b>4. Barley: ann. av., 10 years....</b>	33,704,652	1,529,357	24,885,502	21.9	74.7	16.35
<b>5. Rye: ann. av., 10 years.....</b>	18,460,985	1,305,060	12,945,136	14.0	71.9	10.5
<b>6. Buckwheat: annual av., 10 years.....</b>	9,747,271	551,104	6,972,974	17.5	71.6	12.74
<b>Potatoes: ann. average 10 yrs. 1870-79 .....</b>	132,837,174	1,514,044	73,653,771	87.8	56.7	50.05
<b>Hay: crop of '79, tons.....</b>	35,493,000	27,489,991	330,804,494	tons. 1.29	\$9.32	12.04
<b>Cotton: crop of 1879, bales.....</b>	5,261,202	12,595,500	242,140,957	lbs. 188	cts. 10.2	19.22
<b>Tobacco: crop of 1879, lbs.....</b>	391,278,350	492,100	22,727,524	795	5.8	46.18

Table showing the average cash value per acre of the principal crops of the farm, taken together, in each State, for the year 1879.

From the Report of the Commissioner of Agriculture for 1879.

States.	Average value per acre.	States.	Average value per acre.	States.	Average value per acre.
Alabama.....	\$13 49	Maine.....	\$13 51	Oregon.....	\$17 11
Arkansas.....	20 40	Maryland.....	17 82	Pennsylvania.....	17 68
California.....	17 18	Massachusetts.....	26 71	Rhode Island.....	29 32
Connecticut.....	16 82	Michigan.....	18 96	South Carolina.....	10 09
Delaware.....	15 80	Minnesota.....	10 29	Tennessee.....	12 39
Florida.....	8 52	Mississippi.....	14 76	Texas.....	14 69
Georgia.....	10 35	Missouri.....	10 78	Vermont.....	11 69
Illinois.....	12 47	Nebraska.....	8 60	Virginia.....	10 91
Indiana.....	14 66	New Hampshire.....	13 56	West Virginia.....	12 74
Iowa.....	8 88	New Jersey.....	18 05	Wisconsin.....	13 80
Kansas.....	9 11	New York.....	14 15	Nevada, Colorado, and the Territories.....	16 13
Kentucky.....	13 58	North Carolina.....	10 79		
Louisiana.....	22 40	Ohio.....	15 58		

Principal Agricultural Productions of the United States, for the Year 1879, by States.  
From the Report of the Commissioner of Agriculture, for 1879, Washington, 1880.

	INDIAN CORN.	WHEAT.	OATS.	POTATOES.	HAY.	COTTON.	TOBACCO.
	Bushels.	Bushels.	Bushels.	Bushels.	Tons.	Pounds.	Pounds.
Alabama.....	25,403,300	1,502,760	2,675,800	450,800	34,900	321,759,000	.....
Arkansas.....	22,432,800	1,384,000	1,603,120	696,600	21,800	326,812,500	.....
California.....	2,814,000	35,000,000	5,072,100	4,247,900	1,232,900	.....	9,660,000
Connecticut.....	2,218,500	39,600	972,900	3,087,000	927,500	.....	.....
Delaware.....	4,860,000	1,012,700	369,600	365,200	34,600	.....	.....
Florida.....	1,945,650	.....	189,800	.....	.....	16,968,000	.....
Georgia.....	20,627,400	3,617,100	6,747,000	320,000	35,000	248,352,000	.....
Illinois.....	312,221,000	44,896,830	47,670,400	12,751,200	2,648,500	.....	4,550,000
Indiana.....	134,920,500	43,709,960	14,028,310	4,080,000	1,411,200	.....	6,636,000
Iowa.....	185,189,200	32,786,880	37,256,400	9,090,200	3,564,000	.....	.....
Kansas.....	89,720,400	18,089,500	12,015,000	4,184,000	1,499,400	.....	.....
Kentucky.....	64,736,000	7,681,800	4,687,200	1,815,000	262,600	267,044,000	126,880,000
Louisiana.....	12,592,500	.....	14,000	.....	.....	.....	.....
Maine.....	1,587,000	488,000	3,087,000	6,993,000	1,247,400	.....	.....
Maryland.....	13,721,040	6,999,840	3,638,600	1,532,200	203,100	.....	25,826,400
Massachusetts.....	1,386,000	15,300	508,400	4,243,200	928,700	.....	4,350,000
Michigan.....	30,913,500	28,773,120	12,686,800	10,994,900	808,800	.....	.....
Minnesota.....	15,715,000	31,886,520	17,136,000	5,050,800	1,609,900	.....	.....
Mississippi.....	24,926,400	417,600	662,360	316,000	27,200	382,230,000	.....
Missouri.....	141,939,400	26,801,600	15,429,120	6,897,800	1,053,000	.....	15,050,100
Nebraska.....	62,459,400	13,043,690	6,160,000	1,215,000	620,400	.....	.....
New Hampshire.....	1,859,000	159,120	1,225,000	4,141,200	630,600	.....	.....
New Jersey.....	8,969,200	1,783,500	5,216,000	5,170,900	661,100	.....	.....
New York.....	22,704,000	10,746,000	39,928,000	38,407,200	6,156,000	.....	2,432,750
North Carolina.....	25,678,500	3,223,500	4,270,400	1,104,000	118,400	248,352,000	11,898,400
Ohio.....	105,686,000	36,591,750	25,716,990	10,822,800	2,456,000	.....	14,091,000
Oregon.....	142,400	8,188,800	2,916,000	885,600	186,200	.....	.....
Pennsylvania.....	44,506,000	22,307,400	32,531,400	17,513,600	3,409,200	.....	29,617,700
Rhode Island.....	268,800	.....	72,000	790,000	113,700	.....	.....
South Carolina.....	9,702,000	1,140,720	1,320,000	103,200	25,200	135,077,800	.....
Tennessee.....	50,897,500	11,852,800	4,986,000	1,925,000	164,200	.....	44,160,000
Texas.....	29,198,000	3,454,200	3,962,500	310,200	131,000	338,625,000	.....
Vermont.....	2,037,600	494,000	3,818,100	5,147,500	1,271,000	.....	.....
Virginia.....	19,957,600	8,851,320	5,878,800	1,255,800	219,900	97,640,400	86,524,200
West Virginia.....	11,302,600	4,351,100	2,841,020	902,800	232,000	.....	1,875,300
Wisconsin.....	39,912,600	20,565,720	34,663,200	13,555,800	1,227,600	.....	5,474,900
Nevada, Colorado and the Territories.....	2,751,000	16,900,000	1,815,000	1,260,000	320,000	131,575,000	32,251,600
Grand Total.....	1,547,901,790	448,756,630	363,761,320	181,626,400	35,493,000	22,363,540,900	391,278,350

<sup>1</sup> Produced chiefly in the Indian Territory. <sup>2</sup> 25,261,202 bales of 450 pounds each.  
<sup>3</sup> This amount includes an aggregate estimate of the tobacco crop of States left blank in the column above.

NOTE.—The aggregate yield of the crops above named, at the three last censuses, was as follows, (years 1849, 1859 and 1869.)

	Indian Corn.	Wheat.	Oats.	Potatoes.	Hay.	Cotton. <sup>1</sup>	Tobacco.
	Bushels.	Bushels.	Bushels.	Bushels.	Tons.	Bales.	Pounds.
Census of 1850...	592,071,104	100,485,944	146,584,179	104,066,044	13,838,642	2,445,793	199,752,655
Census of 1860...	838,792,742	173,104,924	172,643,185	152,177,503	19,083,896	5,198,077	434,209,461
Census of 1870...	760,944,540	287,745,626	282,107,157	165,047,247	27,316,048	3,011,996	262,735,341

1. The bale of cotton recognized by the census law was 400 pounds.



VALUES OF FARM PRODUCTIONS AND WAGES—1870.

From the Tables of the Ninth Census.

STATES AND TERRITORIES.	All Farm productions including betterments and stock added.	Animals Slaughtered.	Forest Products.	Market Garden Products.	Orchard Products.	Wages paid, including value of board.
	Dollars.	Dollars.	Dollars.	Dollars.	Dollars.	Dollars.
United States	2,447,538,658	398,956,376	36,808,277	20,719,229	47,335,189	310,286,285
Alabama.....	67,522,335	4,670,146	85,933	139,636	37,590	11,851,870
Arizona.....	277,998	9,400	.....	2,850	.....	104,620
Arkansas.....	40,701,699	3,843,923	34,225	55,697	157,219	4,061,152
California.....	49,856,044	6,112,503	566,017	1,059,779	1,384,480	10,369,247
Colorado.....	2,335,106	252,394	.....	55,020	9	416,236
Connecticut....	26,482,150	4,881,858	1,224,107	599,718	535,594	4,405,064
Dakota.....	495,657	22,066	700	500	.....	71,156
Delaware.....	8,171,667	997,403	111,810	198,075	1,226,893	1,696,571
Dist. Columbia	319,517	455	.....	112,034	6,781	124,328
Florida.....	8,909,746	520,966	7,965	31,982	53,639	1,537,060
Georgia.....	80,390,228	6,854,382	1,281,623	193,266	352,926	19,787,086
Idaho.....	637,797	57,932	.....	24,577	725	153,007
Illinois.....	210,860,585	56,718,944	1,087,144	765,992	3,571,789	22,338,767
Indiana.....	122,914,302	30,246,962	2,645,679	487,479	2,858,086	9,675,348
Iowa.....	114,386,441	25,781,223	1,200,468	244,963	1,075,169	8,377,878
Kansas.....	27,630,651	4,156,386	368,947	129,013	158,046	2,519,452
Kentucky.....	87,477,374	24,121,861	574,994	527,329	1,231,385	10,709,382
Louisiana.....	52,006,622	817,831	92,596	176,969	142,129	11,042,789
Maine.....	33,470,044	4,929,071	1,531,741	266,397	874,569	2,903,292
Maryland.....	35,343,927	4,621,418	613,209	1,039,782	1,319,405	8,500,367
Massachusetts..	32,192,378	4,324,658	1,616,818	1,980,231	939,854	5,821,032
Michigan.....	81,508,623	11,711,624	2,559,682	352,658	3,447,985	8,421,161
Minnesota.....	33,446,469	3,076,650	311,528	115,224	15,818	4,459,201
Mississippi....	73,137,953	4,090,818	29,975	61,735	71,018	10,326,794
Missouri.....	103,035,759	23,626,784	793,343	406,655	2,617,462	8,797,487
Montana.....	1,616,660	169,092	918	35,130	.....	325,213
Nebraska.....	8,604,742	154,830	36,307	30,649	9,932	882,478
Nevada.....	1,659,712	104,471	36,700	31,235	900	438,350
N. Hampshire..	22,473,547	3,720,243	1,743,944	119,997	743,552	2,319,164
New Jersey....	42,725,198	6,582,162	352,704	2,978,250	1,295,282	8,314,548
New Mexico....	1,905,060	224,765	500	64,132	13,609	523,888
New York.....	253,526,153	28,225,720	6,689,179	3,432,354	8,347,417	34,451,362
North Carolina	57,845,940	7,983,132	1,089,115	48,459	394,749	8,342,856
Ohio.....	198,256,907	40,498,375	2,719,140	1,289,272	5,843,679	16,480,778
Oregon.....	7,122,799	1,365,737	259,220	105,371	310,041	719,875
Pennsylvania..	198,946,027	28,412,903	2,670,370	1,810,016	4,208,094	23,181,944
Rhode Island...	4,761,163	755,552	254,683	316,133	43,036	1,124,118
South Carolina.	41,909,402	2,507,149	167,253	127,459	47,960	7,404,297
Tennessee.....	86,472,847	15,856,880	335,317	301,093	571,520	7,118,003
Texas.....	49,185,170	4,835,284	66,841	74,924	69,172	4,777,638
Utah.....	1,973,142	172,382	800	8,700	43,938	133,695
Vermont.....	34,647,027	4,320,619	1,238,929	42,225	682,241	4,155,285
Virginia.....	51,774,801	8,375,975	686,862	505,117	891,231	9,753,031
Washington...	2,111,902	292,280	19,705	74,462	71,863	215,522
W. Virginia....	23,379,692	4,914,792	363,668	69,974	848,773	1,003,788
Wisconsin.....	78,027,032	11,914,643	1,327,618	226,665	819,268	8,186,110
Wyoming.....	42,760	11,712	.....	.....	.....	3,075
Total—U. S..	2,447,538,658	398,956,376	36,808,277	20,719,229	47,335,189	310,286,285

NOTE.—The Census of Agriculture in the United States must be received with many grains of allowance, because of the very imperfect character of the forms or schedules under which it was taken. The schedule required the products of each farm in the United States for the year ending June 1. But there is no agricultural year ending June 1. Moreover, there were excluded from the enumeration the produce of all farms of less than three acres in extent, unless producing vegetables, etc., to the amount of \$500, or upwards, in value. Very large products must therefore have been excluded from the Census of Agriculture by its very terms.

LEADING AGRICULTURAL CROPS IN EUROPE.

COUNTRIES.	Date of Statistics.	Total Area. Acres.	Land under Tillage. Acres.	WHEAT. Bushels.	RYE. Bushels.	BARLEY. Bushels.	OATS. Bushels.	POTATOES. Bushels.	Average yield of Wheat per acre. Bu.
1. Austria.....	1871	74,180,173	22,273,312	35,945,699	74,407,428	46,234,017	91,486,937	178,429,626	15.6
2. Baden.....	1873	3,774,358	1,498,959	4,347,248	1,263,478	3,343,164	3,188,777	20,433,600	16.9
3. Bavaria.....	1873	19,360,648	7,666,407	21,626,587	24,550,562	17,501,814	25,897,914	59,778,270	29.2
4. Belgium.....	1873	7,278,872	3,926,704	24,682,369	13,367,392	3,565,090	21,777,248	60,803,441	27.9
5. Denmark.....	1871	9,448,691	3,434,925	.....	.....	.....	27,564,583	14,625,690	19.5
6. Finland.....	1870	93,371,255	1,931,659	53,922	9,024,840	4,994,880	4,852,980	7,095,000	17.8
7. France.....	1873	130,733,581	64,984,190	237,998,066	58,971,844	53,163,763	192,677,482	374,216,236	17.1
8. Great Britain.....	1873	57,623,333	18,317,276	104,512,354	1,779,426	91,513,013	123,248,640	86,293,261	29.9
9. Ireland.....	1873	20,811,357	5,283,928	3,871,032	178,510	8,385,154	57,058,502	124,509,304	23
10. Greece.....	1867	11,766,143	.....	5,102,894	123,009	2,059,506	200,028	18,390	13.5
11. Hesse-Darmstadt.....	1873	2,072,512	1,043,620	278,138	2,259,660	3,179,908	2,729,146	15,251,505	39.0
12. Holland.....	1873	8,123,200	2,437,033	5,238,650	8,137,443	4,699,546	11,116,821	53,309,455	24.8
13. Hungary.....	1873	80,027,559	27,966,121	107,381,080	8,740,887	13,321,218	41,374,609	126,520,764	12.6
14. Italy.....	.....	64,080,565	.....	.....	.....	.....	.....	29,696,724	.....
15. Norway.....	1873	78,663,021	1,570,631	.....	.....	.....	9,633,196	18,847,584	23.3
16. Portugal.....	1865	22,508,508	4,551,400	5,684,696	6,240,450	1,985,663	568,449	3,785,041	13.2
17. Prussia.....	1867	85,788,437	.....	73,731,406	173,485,733	86,742,609	227,434,922	569,720,471	17.6
18. Roumania.....	1873	27,893,638	8,656,770	.....	.....	.....	8,449,464	380,292	13.8
19. Russia.....	1870	1,268,890,822	.....	221,714,919	616,954,569	124,255,047	590,746,010	326,906,518	.....
20. Saxe-Altenburg.....	1873	326,558	190,579	425,019	1,175,846	886,818	1,903,390	2,671,353	28.7
21. Saxe-Weimar.....	1873	880,700	498,665	792,611	1,757,136	1,989,665	2,538,874	5,261,894	17.2
22. Saxony.....	1873	3,701,070	1,863,328	.....	.....	.....	3,969,845	41,304,494	27
23. Servia.....	1868	10,762,876	.....	4,086,720	510,840	3,065,040	510,840	.....	.....
24. Spain.....	1857	125,223,666	.....	117,563,372	25,511,715	58,471,962	.....	6,356,016	16.1
25. Sweden.....	1872	110,629,417	6,257,567	2,455,429	15,985,926	12,574,379	31,945,516	44,704,176	.....
26. Switzerland.....	1868	10,234,802	.....	2,145,528	8,684,680	1,430,352	5,212,736	.....	.....
27. Turkey.....	1868	89,957,183	.....	40,867,200	10,216,800	25,542,000	3,065,040	.....	.....
28. Württemberg.....	1873	4,803,571	2,093,593	7,274,135	1,635,485	5,358,653	9,269,232	19,850,584	13.6
United States.....	1877	2,184,000,000	200,000,000	264,194,186	21,170,100	34,441,400	406,394,000	170,092,000	13.5



Crops of Cane-Sugar, in Round Numbers, Year 1879-80.

Estimate by the Department of Agriculture.

	Tons.		Tons.
British India.....	1,450,000	Guadaloupe.....	50,000
Cuba.....	625,000	Egypt.....	50,000
Java (exports).....	180,000	Martinique.....	40,000
Louisiana.....	170,000	Mexico.....	30,000
Brazil (exports).....	140,000	Cochin China.....	25,000
Manila (exports).....	120,000	Jamaica-Hayti.....	25,000
Porto Rico.....	90,000	Australia (exports).....	20,000
Peru (exports).....	80,000	Japan.....	15,000
Demerara.....	60,000	Spain.....	15,000
Trinidad.....	55,000	Sandwich Islands (exports).....	12,000
Barbadoes.....	50,000		
<b>Total tons.....</b>			<b>3,302,000</b>

BEEET-ROOT SUGAR.

	Tons.		Tons.
German Empire.....	390,000	Austria-Hungary.....	360,000
France.....	290,000	Belgium.....	55,000
Russia and Poland.....	215,000	Netherlands and other countries...	25,000
<b>Total tons.....</b>			<b>1,335,000</b>
<b>Total sugar produced in 1879, pounds.....</b>			<b>10,386,880,000</b>

CONSUMPTION OF SUGAR IN THE UNITED STATES, 1860-1879.

CONSUMPTION OF MOLASSES IN THE UNITED STATES, 1860-1879.

YEARS.	Total consumption.	Imported.	Domestic.
	Tons of 2,240 lbs.	Tons of 2,240 lbs.	Tons of 2,240 lbs.
1860.....	415,281	296,250	119,031
1861.....	363,819	241,420	122,399
1862.....	432,411	241,411	191,000
1863.....	284,308	231,398	52,910
1864.....	220,660	192,660	28,000
1865.....	350,809	345,809	5,000
1866.....	391,678	383,178	8,500
1867.....	400,568	378,068	22,500
1868.....	469,533	446,533	23,000
1869.....	492,899	447,899	45,000
1870.....	530,692	483,892	46,800
1871.....	633,314	553,714	79,600
1872.....	637,373	567,573	69,800
1873.....	652,025	592,725	59,300
1874.....	710,369	661,869	48,500
1875.....	685,352	621,852	63,500
1876.....	638,369	561,369	77,000
1877.....	666,194	577,194	89,000
1878.....	685,670	614,170	71,500
1879.....	743,174	631,174	112,000

YEARS.	Total consumption.	Imported.	Domestic.
	Gallons.	Gallons.	Gallons.
1860.....	47,318,877	28,724,205	18,594,672
1861.....	40,191,556	20,383,556	19,808,000
1862.....	62,668,400	25,650,400	37,018,000
1863.....	37,569,088	26,569,088	11,000,000
1864.....	32,410,325	28,582,325	3,828,000
1865.....	35,185,038	34,335,038	850,000
1866.....	45,140,110	43,840,110	1,300,000
1867.....	49,776,465	46,776,465	3,000,000
1868.....	55,957,969	52,587,969	3,370,000
1869.....	54,361,092	47,961,092	6,400,000
1870.....	49,323,171	42,723,171	6,600,000
1871.....	52,065,784	41,165,784	10,900,000
1872.....	53,695,203	42,995,203	10,700,000
1873.....	51,485,526	41,985,526	9,500,000
1874.....	48,206,257	39,506,257	8,700,000
1875.....	58,608,734	46,418,734	12,190,000
1876.....	48,809,504	36,459,504	12,350,000
1877.....	39,965,906	27,065,906	11,900,000
1878.....	43,812,509	28,662,509	15,150,000
1879.....	48,704,682	34,504,682	14,200,000

SUGAR PRODUCT OF LOUISIANA, 1823-1879. (Bouchereau's Statement.)

Years.	Hogsheads	Years.	Hogsheads	Years.	Hogsheads	Years.	Hogsheads
1823.....	30,000	1839.....	115,000	1852.....	321,934	1866.....	41,000
1824.....	32,000	1840.....	87,000	1853.....	449,324	1867.....	37,647
1825.....	30,000	1841.....	90,000	1854.....	546,635	1868.....	84,256
1826.....	45,000	1842.....	140,000	1855.....	231,427	1869.....	87,090
1827.....	71,000	1843.....	100,000	1856.....	73,296	1870.....	144,881
1828.....	88,000	1844.....	200,000	1857.....	279,697	1871.....	128,461
1829.....	48,000	1845.....	186,000	1858.....	362,296	1872.....	108,520
1832.....	70,000	1846.....	140,000	1859.....	221,840	1873.....	89,498
1833.....	75,000	1847.....	240,000	1860.....	228,753	1874.....	116,867
1834.....	100,000	1848.....	220,000	1861.....	459,410	1875.....	144,146
1835.....	30,000	1849.....	247,923	1863.....	76,801	1876.....	169,331
1836.....	70,000	1850.....	211,201	1864.....	10,387	1877.....	127,753
1837.....	65,000	1851.....	236,547	1865.....	18,070	1878.....	213,221
1838.....	70,000					1879.....	169,972

The average weight of the hogshead is reckoned at 1,137 pounds net.

## COTTON CROP OF THE UNITED STATES FOR 50 YEARS.

YEARS ENDING SEPTEMBER 1.

From the Commercial and Financial Chronicle.

Year.	Bales.	Year.	Bales.	Year.	Bales.	Year.	Bales.
1829	870,415	1841	1,634,945	1853	3,222,882	1866	2,193,987
1830	976,845	1842	1,683,574	1854	2,930,027	1867	2,019,774
1831	1,038,848	1843	2,378,875	1855	2,847,339	1868	2,593,993
1832	987,487	1844	2,030,409	1856	3,527,845	1869	2,439,039
1833	1,070,433	1845	2,394,503	1857	2,939,519	1870	3,154,946
1834	1,205,324	1846	2,100,537	1858	3,113,962	1871	4,352,317
1835	1,254,328	1847	1,778,651	1859	3,851,481	1872	2,974,351
1836	1,360,752	1848	2,347,634	1860	4,669,770	1873	3,930,508
1837	1,422,930	1849	2,728,596	1861	3,656,006	1874	4,170,388
1838	1,801,497	1850	2,096,706	1862	} No record	1875	3,832,991
1839	1,360,532	1851	2,355,257	to		1876	4,669,288
1840	2,177,835	1852	3,015,029	1865		1877	4,485,423
						1878	4,811,265
						1879	5,073,531
						1880	5,757,597

NOTE.—The average net weight per bale is 440 lbs.

## Cotton Goods Manufactured in the United States.

The following table exhibits the estimated cotton manufactures of the U. S. for the year ending July 1, 1875, the relative number of bales of cotton used, and number of mills and spindles engaged in the manufacture, North and South.

From the Commercial and Financial Chronicle, New York.

STATES.	No. of Mills.	No. of Spindles.	Average Size of Yarn. No.	Average Running Time. Weeks.	Average Consumption of Cotton per Spindle. Lbs.	Quantity of Cotton used. Lbs.	Quantity of Cotton used. Bales.
<b>NORTHERN.</b>							
Maine... ..	27	633,944	23.14	50.50	53.00	33,603,236	72,421
N. Hampshire.	36	815,709	22.66	50.22	70.25	57,326,126	123,535
Vermont.....	10	46,344	29.55	50.54	51.51	2,372,420	5,513
Massachusetts.	206	3,775,634	28.69	46.17	55.33	208,894,352	450,204
Rhode Island..	129	1,438,479	33.88	48.00	42.69	61,409,470	132,348
Connecticut...	108	889,784	30.66	47.20	51.12	45,492,513	98,044
New York.....	60	615,205	36.38	49.65	46.30	28,473,469	61,365
New Jersey....	22	178,928	29.13	50.83	57.62	10,114,300	21,798
Pennsylvania..	60	451,900	18.07	43.62	69.85	31,572,305	68,044
Delaware.....	8	48,276	23.17	52.00	69.96	3,358,162	7,246
Maryland.....	20	127,352	11.05	47.88	168.25	21,368,020	46,042
Ohio.....	4	13,000	8.00	43.50	135.69	1,764,000	3,802
Indiana.....	4	22,988	15.70	48.55	141.80	3,261,340	7,029
<b>Total North.</b>	<b>694</b>	<b>9,057,543</b>	<b>28.42</b>	<b>47.52</b>	<b>56.25</b>	<b>509,009,613</b>	<b>1,097,001</b>
<b>SOUTHERN.</b>							
Alabama.....	14	58,480	12.75	45.50	114.51	6,756,170	14,561
Arkansas.....	2	1,781	10.38	46.34	73.56	132,400	285
Georgia.....	47	131,340	12.87	46.35	177.39	23,299,303	50,214
Kentucky.....	3	9,514	6.92	50.45	254.40	2,420,362	5,216
Louisiana.....	3	2,260	8.50	50.00	315.50	713,033	1,537
Mississippi....	9	18,256	11.07	46.00	110.60	1,990,800	4,291
Missouri.....	3	19,700	11.85	46.05	140.52	2,810,485	6,057
North Carolina	31	54,500	11.28	43.97	121.72	6,694,641	14,428
South Carolina	18	70,282	4.00	51.15	137.57	9,671,028	19,945
Tennessee....	40	55,384	11.66	43.17	121.85	6,701,718	14,443
Texas.....	2	5,700	12.00	50.63	172.34	982,365	2,117
Virginia.....	9	54,624	15.22	51.63	115.85	5,560,835	11,985
<b>Total South.</b>	<b>181</b>	<b>481,821</b>	<b>12.67</b>	<b>49.07</b>	<b>140.57</b>	<b>67,733,140</b>	<b>145,079</b>
<b>Grand Total.</b>	<b>875</b>	<b>9,539,364</b>	<b>27.60</b>	<b>47.60</b>	<b>60.46</b>	<b>576,742,753</b>	<b>1,242,080</b>



PRODUCTION OF PIG IRON IN THE EIGHT YEARS, 1872 TO 1879, BY STATES.

[Statistics collected from the manufacturers by The American Iron and Steel Association.]

STATES.	No. of Furnaces, Jan. 1880.	Make of Pig Iron in Tons of 2,000 pounds.							
		1872.	1873.	1874.	1875.	1876.	1877.	1878.	1879.
Pennsylvania..	271	1,401,497	1,389,573	1,213,133	960,884	1,009,613	1,153,356	1,342,633	1,607,763
Ohio .....	105	399,743	406,029	425,001	415,893	403,277	400,398	429,991	447,751
New York .....	58	291,155	296,818	326,721	266,431	181,620	230,442	247,698	239,056
Michigan .....	26	100,222	123,506	136,662	114,805	95,177	82,216	70,853	101,539
New Jersey.....	20	103,858	102,341	90,150	64,069	25,349	52,909	78,455	78,143
Wisconsin .....	14	65,036	74,148	50,792	62,139	51,261	22,205	49,887	89,522
Missouri.....	18	101,158	85,552	75,817	59,717	68,223	73,565	47,499	84,637
Illinois .....	10	78,627	55,796	37,946	49,762	54,168	61,358	78,455	78,143
West Virginia..	11	20,796	23,056	30,134	25,277	41,165	34,905	50,667	70,801
Alabama.....	14	12,512	22,283	32,863	25,108	24,732	41,241	41,482	49,841
Kentucky.....	22	67,396	69,889	61,227	48,339	34,686	47,607	50,182	48,725
Tennessee .....	26	42,454	43,134	48,770	28,311	24,585	25,940	28,347	41,475
Maryland.....	24	63,031	55,986	54,556	38,741	19,876	26,959	24,027	37,237
Georgia.....	11	2,945	7,501	9,786	16,508	10,518	13,223	16,363	20,373
Virginia .....	33	21,445	26,475	29,451	29,985	13,046	12,434	16,928	18,873
Connecticut....	10	22,700	26,977	14,518	10,880	10,160	14,443	15,880	16,759
Indiana.....	4	39,221	32,486	13,732	22,081	14,547	15,460	.....	11,303
Massachusetts	6	17,070	21,136	27,991	21,255	5,040	2,904	1,426	5,404
Oregon .....	1	.....	.....	2,500	1,000	1,750	.....	.....	2,500
Maine .....	1	.....	780	1,661	2,046	3,002	1,960	1,190	1,240
Vermont.....	1	2,000	3,100	3,450	2,400	550	210	585	625
Texas.....	1	619	280	1,012	.....	426	525	.....	400
N. Carolina....	7	1,073	1,432	1,340	800	400	325	.....	.....
Utah .....	2	.....	.....	200	150	65	.....	.....	.....
Minnesota.....	1	.....	.....	.....	.....	.....	.....	.....	.....
Total.,.....	697	2,854,558	2,868,278	2,689,413	2,266,581	2,093,236	2,314,585	2,577,361	3,070,875

Area of the Coal Fields of the United States, and Annual Production.

STATES AND TERRITORIES.	Area square miles.	Tons produced in 1869, (U. S. census, 1870.)	Value, 1870.	Tons produced 1879, (Saward's estimate.)
1 Pennsylvania, { Anthracite.....	472	15,664,275	\$38,436,745	26,142,689
{ Bituminous .....	12,302	7,798,518	13,921,069	14,500,000
2 Ohio, Bituminous .....	10,000	2,527,285	5,482,952	5,000,000
3 Illinois, do. ....	36,800	2,624,163	6,097,432	3,500,000
4 Maryland, do. ....	550	1,819,824	2,499,298	1,730,709
5 W. Virginia, do. ....	16,000	608,878	1,035,862	1,250,000
6 Iowa, do. ....	18,000	263,487	874,334	1,600,000
7 Indiana, do. ....	6,450	437,870	988,621	1,000,000
8 Missouri, do. ....	26,887	621,930	2,011,820	900,000
9 Kentucky, do. ....	12,871	150,582	446,795	1,000,000
10 Tennessee, do. ....	5,100	133,418	330,498	450,000
11 California, do. ....	.....	.....	.....	600,000
12 Colorado, do. ....	.....	4,500	16,500	400,000
13 Kansas, do. ....	22,256	32,938	114,278	400,000
14 Oregon, do. ....	.....	.....	.....	200,000
15 Alabama, do. ....	5,330	11,000	39,000	250,000
16 Washington, do. ....	.....	17,844	107,064	170,000
17 Wyoming, do. ....	.....	50,000	800,000	175,000
18 Virginia, do. ....	185	61,803	226,114	90,000
19 Michigan, do. ....	6,700	28,150	104,200	35,000
20 Nebraska, do. ....	3,000	1,425	8,550	75,000
21 Utah, do. ....	.....	5,800	14,950	225,000
22 R. Island, do. ....	500	14,000	59,000	15,000
23 Arkansas, do. ....	12,000	.....	.....	.....
24 Texas, do. ....	20,000	.....	.....	.....
25 Georgia, do. ....	.....	.....	.....	100,000
TOTAL.....	.....	32,863,690	73,524,992	59,808,398

TABLE SHOWING THE MILEAGE, CAPITAL, COST, AND REVENUE OF ALL THE RAILROADS OF THE UNITED STATES FOR 1879

[From Poor's Manual of the Railroads of the United States for 1880.]

States.	Length of line.	Sidings, double track, &c.	CAPITAL ACCOUNT.			
			Capital stock.	Funded debt.	Other debt.	Total amount.
	Miles.	Miles.	\$	\$	\$	\$
1 Alabama.....	1,817.05	124.17	30,809,328	36,082,939	3,852,675	70,744,942
2 Arizona.....	182.72	6.28	.....	10,000,000	.....	10,000,000
3 Arkansas.....	473.16	20.93	8,203,035	6,748,500	97,024	15,048,559
4 California.....	1,547.68	149.73	66,667,216	42,259,000	6,303,727	115,229,943
5 Colorado.....	1,051.15	51.41	26,005,500	16,685,500	.....	42,691,000
6 Connecticut.....	884.74	304.55	35,755,104	12,982,878	2,273,150	51,011,132
7 Dakota.....	138.20	5.90	2,400,000	900,000	.....	3,300,000
8 Delaware.....	204.72	19.60	2,439,110	1,581,000	4,179	4,024,289
9 Florida.....	393.85	17.24	5,535,000	1,497,000	37,104	7,069,104
10 Georgia.....	2,924.62	187.31	39,282,230	24,688,600	1,470,661	65,441,491
11 Illinois.....	8,844.64	1,624.86	231,247,362	183,078,207	10,740,110	425,065,679
12 Indiana.....	4,508.08	633.30	96,521,230	105,706,474	4,258,371	206,486,075
13 Iowa.....	3,103.40	238.09	59,344,762	44,800,315	3,213,645	107,358,722
14 Kansas.....	2,510.65	215.00	44,197,100	65,578,500	.....	109,775,600
15 Kentucky.....	1,753.47	313.90	40,794,020	26,223,764	1,460,696	68,478,480
16 Louisiana.....	837.16	85.46	14,084,368	21,116,851	163,901	35,365,120
17 Maine.....	1,040.10	141.94	17,777,437	24,923,219	1,982,146	44,682,802
18 Maryland & D. C.	1,035.52	610.53	41,533,062	47,169,125	862,279	89,564,466
19 Massachusetts..	2,246.99	1,248.87	101,467,735	49,626,994	7,800,417	158,895,146
20 Michigan.....	3,308.15	612.00	65,764,120	71,435,183	9,403,225	146,602,528
21 Minnesota.....	2,724.97	178.47	139,608,735	39,186,440	2,425,997	181,221,172
22 Mississippi.....	359.00	15.95	3,203,642	5,730,202	242,653	9,176,497
23 Missouri.....	4,053.63	482.28	98,199,487	101,305,319	9,485,001	208,989,807
24 Nebraska.....	868.06	73.10	14,830,450	15,115,700	.....	29,946,150
25 Nevada.....	150.70	47.00	16,000,000	1,000,000	.....	17,000,000
26 New Hampshire	920.43	179.57	18,594,475	6,786,500	993,927	26,374,902
27 New Jersey.....	1,506.09	1,076.37	86,018,023	104,050,609	4,036,553	194,105,185
28 New York.....	5,962.78	3,571.76	279,713,806	207,505,430	12,636,973	499,856,209
29 North Carolina.	1,644.89	93.46	19,899,300	20,449,600	2,115,232	42,464,132
30 Ohio.....	6,706.22	2,297.72	226,321,697	226,296,804	21,939,246	474,557,747
31 Oregon.....	347.71	16.55	21,645,000	5,070,000	1,003,931	27,718,931
32 Pennsylvania...	5,808.20	3,983.05	307,707,952	344,950,386	25,321,822	677,980,160
33 Rhode Island...	143.95	67.60	4,619,994	2,083,400	90,857	6,794,251
34 South Carolina.	1,215.40	73.30	16,125,918	15,507,916	3,321,016	34,954,850
35 Tennessee.....	1,349.51	129.54	18,777,752	19,723,100	1,096,295	39,597,147
36 Texas.....	2,497.41	173.91	34,878,259	55,984,921	3,093,926	93,957,106
37 Utah.....	600.20	48.70	9,720,000	9,174,000	.....	18,894,000
38 Vermont.....	818.64	113.69	18,919,200	18,992,600	3,129,459	41,041,259
39 Virginia.....	1,900.64	198.72	49,777,560	53,807,792	4,010,770	107,596,122
40 Washington.....	44.50	9.50	28,000	220,000	.....	248,000
41 West Virginia...	85.11	6.53	2,151,300	515,000	30,462	2,696,762
42 Wisconsin.....	3,945.21	403.40	72,359,876	73,383,105	3,770,761	149,513,642
Union Pac. R. R.	1,042.40	20.00	36,762,300	77,731,512	.....	114,493,812
Cent'l Pac. R. R.	1,213.55	169.47	54,275,500	84,885,680	4,212,961	143,374,141

Recapitulation by Groups of States.

New England.....	6,054.85	2,056.22	197,133,945	115,395,591	16,269,956	328,799,492
Middle.....	14,602.42	9,267.84	719,563,253	705,771,550	42,892,268	1,468,227,071
Southern.....	14,195.59	1,239.05	238,289,118	224,827,764	17,771,003	480,887,885
Western & S. West.	44,732.93	7,010.37	1,119,881,613	1,006,204,968	68,427,206	2,194,513,787
Pacific.....	2,873.51	277.76	114,060,216	67,723,000	7,307,658	189,090,874
Pacific Railroads..	82,459.30	19,851.24	2,388,928,145	2,119,922,873	152,668,091	4,661,519,109
	2,255.95	189.47	91,037,800	162,617,192	4,212,961	257,867,953
United States.....	84,715.25	20,040.77	2,479,965,945	2,282,540,065	156,881,052	4,919,387,062



TABLE SHOWING THE MILEAGE, CAPITAL, COST, AND REVENUE OF ALL THE RAILROADS OF THE UNITED STATES FOR 1879—(Concluded.)

[From Poor's Manual of the Railroads of the United States for 1880.]

States.	Cost of railroad and equipment.	REVENUE ACCOUNT.			Interest paid on bonds.	Dividend paid on stocks.
		Gross earnings.	Working expenses.	Net earnings.		
	\$	\$	\$	\$	\$	\$
1 Alabama.....	64,495,022	5,287,631	3,860,375	1,427,256	791,411	148,277
2 Arizona.....	10,000,000	1,217,295	12,387	204,908	.....	.....
3 Arkansas.....	15,846,555	790,781	495,584	295,197	76,500	.....
4 California.....	113,021,454	4,855,885	1,280,711	3,575,174	2,800,687	.....
5 Colorado.....	41,049,100	3,157,796	1,848,457	1,309,339	840,200	.....
6 Connecticut....	48,879,044	8,122,842	4,648,184	3,474,658	421,720	2,253,717
7 Dakota.....	3,246,384	227,338	151,719	75,619	60,000	.....
8 Delaware.....	4,042,088	610,634	421,935	188,699	81,060	92,371
9 Florida.....	7,069,104	564,862	404,560	160,302	19,700	56,469
10 Georgia.....	59,307,996	8,793,811	5,575,497	3,218,314	1,048,546	757,722
11 Illinois.....	391,223,946	63,662,565	33,407,014	30,255,551	14,953,932	10,032,571
12 Indiana.....	188,726,511	20,331,375	13,845,643	6,485,732	5,417,774	404,162
13 Iowa.....	104,855,440	8,799,380	4,708,790	4,090,593	1,830,855	988,213
14 Kansas.....	107,963,594	13,689,929	7,299,197	6,390,732	3,187,562	815,859
15 Kentucky.....	66,022,607	6,520,156	4,013,399	2,506,757	1,552,661	479,331
16 Louisiana.....	36,204,663	3,994,240	2,581,906	1,412,334	9,243	80,000
17 Maine.....	42,870,418	3,486,326	2,261,912	1,224,414	1,126,440	447,586
18 Maryland & D. C.	78,365,680	10,448,897	5,508,579	4,940,318	3,638,874	1,279,836
19 Massachusetts..	149,505,002	22,090,556	13,701,382	8,389,174	2,924,824	3,345,682
20 Michigan.....	136,212,658	16,224,921	10,265,832	5,959,089	3,563,861	1,383,620
21 Minnesota.....	179,207,713	6,436,822	3,123,909	3,312,913	873,767	162,411
22 Mississippi.....	7,465,686	773,705	502,122	271,583	179,377	.....
23 Missouri.....	189,977,013	19,101,987	10,690,091	8,411,896	6,284,545	.....
24 Nebraska.....	30,066,588	2,775,998	1,170,490	1,605,508	763,938	878,583
25 Nevada.....	14,427,629	388,261	835,510	552,751	107,600	330,000
26 New Hampshire	25,715,122	3,253,281	2,110,055	1,143,226	435,761	776,156
27 New Jersey.....	151,245,497	21,343,707	13,822,135	7,521,572	4,779,620	3,677,125
28 New York.....	518,134,200	60,597,080	40,231,992	20,365,088	10,299,184	10,751,670
29 North Carolina.	40,907,878	3,033,224	2,293,854	739,370	297,748	283,569
30 Ohio.....	423,745,324	52,499,430	32,558,919	19,940,511	8,461,580	7,647,553
31 Oregon.....	16,610,000	2,987,621	1,409,744	1,577,877	299,943	89,104
32 Pennsylvania...	413,149,817	76,586,548	39,415,567	37,170,981	20,440,146	8,534,162
33 Rhode Island...	6,133,453	946,972	656,050	290,922	134,385	262,800
34 South Carolina.	30,248,123	2,877,980	1,990,098	887,882	98,321	.....
35 Tennessee.....	40,967,788	4,784,845	3,075,299	1,709,546	1,216,380	157,326
36 Texas.....	97,102,571	10,092,268	5,497,140	4,595,128	1,543,817	3,620
37 Utah.....	18,894,000	1,047,293	438,146	609,147	226,210	165,000
38 Vermont.....	33,767,198	3,429,848	2,366,151	1,063,697	449,560	150,264
39 Virginia.....	107,482,546	7,286,830	4,946,817	2,340,013	681,059	169,076
40 Washington.....	346,000	224,802	138,269	86,533	.....	.....
41 West Virginia...	2,693,678	723,980	493,668	230,312	14,000	.....
42 Wisconsin.....	138,183,207	14,589,053	8,854,955	6,234,098	3,246,244	1,244,670
Union Pac. R. R.	118,081,052	13,201,078	5,475,503	7,725,575	3,390,595	2,204,700
Cent'l Pac. R. R.	143,051,498	17,153,163	11,206,728	5,946,435	3,667,885	1,628,265

Recapitulation by Groups of States.

New England.....	306,870,237	41,329,825	25,743,734	15,586,091	5,492,690	7,236,205
Middle.....	1,167,630,960	170,310,846	99,893,876	70,416,970	39,252,884	24,335,164
Southern.....	460,171,413	43,917,284	29,243,927	14,673,357	5,894,446	2,131,770
Western & S. West.	2,047,406,604	232,379,646	133,417,740	98,961,906	51,104,575	23,561,262
Pacific.....	173,299,083	10,721,157	4,114,767	6,606,390	3,434,440	584,104
Pacific Railroads..	4,155,378,297	498,658,758	292,414,044	206,244,714	105,179,038	57,848,505
	261,132,550	30,354,241	16,682,231	13,672,010	7,058,480	3,832,965
United States.....	4,416,510,847	529,012,999	309,096,275	219,916,724	112,237,518	61,681,470

**COMPARATIVE STATISTICS OF AMERICAN RAILWAYS—  
1871-1879.**

[From Poor's Manual of the Railroads of the United States for 1880.]

YEAR.	Miles Operated.	Capital and Funded debt.	EARNINGS.				Dividends Paid.
			Gross.	Net.	From Freight.	From Passenger.	
		\$	\$	\$	\$	\$	\$
1871...	44,614	2,664,627,645	403,329,208	141,746,404	294,430,322	108,898,886	56,456,681
1872...	57,523	3,159,423,057	465,241,055	165,754,373	340,931,785	132,309,270	64,418,157
1873...	66,237	3,784,543,034	526,419,935	183,810,562	389,035,508	137,384,427	67,120,709
1874...	69,273	4,221,763,594	520,466,016	189,570,958	379,466,935	140,999,081	67,042,942
1875...	71,759	4,415,631,630	503,065,505	185,506,438	363,960,234	139,105,271	74,294,208
1876...	73,508	4,468,591,935	497,257,959	186,452,752	361,137,376	136,120,583	68,039,668
1877...	74,112	4,568,597,248	472,909,272	170,976,697	342,859,222	130,050,050	58,566,312
1878...	78,960	4,589,948,793	490,103,351	187,575,167	365,466,061	124,637,290	53,629,368
1879...	84,233	4,762,506,010	529,012,999	219,916,724	386,676,108	142,336,191	61,681,470

NOTE.—No comprehensive figures of the business of the railways in the United States are attainable prior to the above. And even these tables are the fruit of private enterprise, in compiling from the official annual reports of each road the results of the traffic as shown above; and including for the year 1879 the operations of companies running 84,233 miles of railway out of a total of 86,497 miles. No department of the Federal Government has been clothed with authority to require returns of railway operations, nor are there State officers charged with such duties except in a very few of the States.

**SUMMARY STATISTICS OF THE UNITED STATES RAILWAYS IN 1879.—AVERAGES.**

For each 100 miles of railroad in the United States there are 23.65 miles of second track, sidings, etc.; 20.1 locomotives; 14.1 passenger cars; 5.3 baggage, mail and express cars; and 566.3 freight cars of all kinds.

The capital stock aggregates to each 100 miles, \$2,927,4

Funded debt to each 100 miles, \$2,694,375.

Floating debt to each 100 miles, \$185,186.

Total cost of construction and equipment each 100 miles, \$5,213,375; equal to about \$52,134 per mile of completed road.

Gross earnings per mile, \$6,244.62.

Operating expenses per mile, \$3,648.

Net earnings per mile, \$2,595.95.

Interest paid on bonds per mile, \$1,324.88.

Dividends paid on stock per mile, \$738.10.

Ratio of interest paid to total funded debt, 4.91 per cent.

Ratio of dividends to aggregate capital stock, 2.48 per cent.

Statement showing the Number of Miles of Railroad constructed each Year in the United States, from 1830 to the close of 1879.

[From Poor's Railroad Manual for 1880.]

Year.	Miles in operation.	Annual increase of mileage.	Year.	Miles in operation.	Annual increase of mileage.	Year.	Miles in operation.	Annual increase of mileage.
1830...	23	.....	1847...	5,598	668	1864...	33,908	738
1831...	95	72	1848...	5,996	398	1865...	35,085	1,177
1832...	229	134	1849...	7,365	1,369	1866...	36,801	1,716
1833...	380	151	1850...	9,021	1,656	1867...	39,250	2,449
1834...	633	253	1851...	10,982	1,961	1868...	42,229	2,979
1835...	1,098	465	1852...	12,908	1,926	1869...	46,844	4,615
1836...	1,273	175	1853...	15,360	2,452	1870...	52,914	6,070
1837...	1,497	224	1854...	16,720	1,360	1871...	60,233	7,379
1838...	1,913	416	1855...	18,374	1,654	1872...	66,171	5,878
1839...	2,302	389	1856...	22,016	3,647	1873...	70,278	4,107
1840...	2,818	516	1857...	24,503	2,647	1874...	72,383	2,105
1841...	3,535	717	1858...	26,968	2,465	1875...	74,096	1,712
1842...	4,026	491	1859...	28,789	1,821	1876...	76,808	2,712
1843...	4,185	159	1860...	30,635	1,846	1877...	79,089	2,281
1844...	4,377	192	1861...	31,286	651	1878...	81,776	2,687
1845...	4,633	256	1862...	32,120	834	1879...	86,497	4,721
1846...	4,930	297	1863...	33,170	1,050			



From the Economiste Français and other sources.

COUNTRIES.		Miles.	COUNTRIES.		Miles.	
1. NORTH AMERICA.	United States .....	86,497	4. EUROPE, Continued.	Switzerland .....	1,609	
	Canada.....	6,484		Italy .....	4,999	
	Mexico.....	678		Turkey.....	1,032	
Total.....		93,659	Roumania.....	862		
			Greece .....	7		
2. MIDDLE AMERICA.	Honduras .....	56	Total.....		100,920	
	Costa Rica.....	74	5. ASIA.....	Turkey in Asia.....	250	
	Cuba (Spanish).....	858		India (British).. ..	8,615	
	Jamaica (British)...	24		Ceylon (British).....	108	
	Panama (Colombia)	48		Java (Dutch).....	499	
Total.....		1,060		Philippines (Spanish).....	279	
3. SOUTH AMERICA.	Bolivia .....	31	China.....	.....		
	Colombia .....	64	Japan.....	67		
	Ecuador.....	76	Total.....		9,818	
	Venezuela.....	70	6. AFRICA.....	Egypt.....	928	
	Guiana (British) .....	21		Tunis.....	115	
	Brazil .....	1,711		Algeria (French)....	708	
	Peru.....	1,750		Cape Colony (British) .....	662	
	Chili.....	1,049		Namaqualand.....	95	
	Argentine Republic	1,439		Natal (British).. ..	5	
Paraguay.....	44	Mauritius.....		65		
Uruguay.....	233	Total.....		2,578		
Total.....		6,488		7. AUSTRALIA	New South Wales....	736
4. EUROPE.....	Great Britain and Ireland .....	17,696	Queensland.....		503	
	France.....	15,287	Victoria .....		1,125	
	Spain .....	4,264	South Australia.....		559	
	Portugal.....	795	Western Australla..		72	
	Belgium.....	2,324	Tasmania.....		172	
	Netherlands.. ..	1,199	New Zealand.....		1,171	
	Denmark .....	849	Total.....		4,338	
	Sweden.....	3,260	GRAND TOTAL.....		218,861	
	Norway .....	658				
	Russia .....	13,571				
	Germany.....	21,037				
	Austria-Hungary ..	11,471				

Quick Passages of Ocean Steamers.

	MILES.	STEAMER.	DATE.	D. H. M.
New York to Queenstown.....	2,950	Arizona .....	June, 1879.....	7 9 23
New York to Queenstown.....	2,950	Britannic.....	Dec., 1876.....	7 12 46
New York to Queenstown.....	2,950	City of Berlin.....	Oct., 1875.....	7 15 48
Queenstown to New York .....	2,950	City of Berlin.....	Sep., 1875.....	7 18 02
New York to Queenstown.....	2,950	Russia .....	July, 1869.....	8 6 30
Queenstown to New York .....	2,950	Russia .....	June, 1869.....	8 2 58
Liverpool to New York.....	3,050	Russia .....	.....1869.....	9 8 12
Philadelphia to Queenstown...3,010.....	3,010	Illinois.....	Dec., 1876.....	8 18 13
New York to Havana.....	1,225	City of Vera Cruz....	Aug., 1876.....	4 0 43
Havana to New York.....	1,225	City of New York.....	May, 1875.....	3 10 7
New York to Aspinwall.....	2,300	Henry Chauncey.....	.....1875.....	6 14 ...
Aspinwall to New York.....	2,300	Henry Chauncey.....	.....1875.....	6 5 30
San Francisco to Yokohama....4,764.....	4,764	City of Peking.....	.....	15 9 ...
Yokohama to San Francisco....4,764.....	4,764	Oceanic.....	.....1876.....	14 13 ...

## THE TELEGRAPHS OF THE WORLD.

	Date	Length of Lines, Miles.	Number of Offices	Number of Messages sent.		Date	Length of Lines, Miles.	Number of Offices	Number of Messages sent.
Algeria, French..	1876	3,470	106	.....	India, British....	1878	18,209	239	1,431,000
Argentine Rep'c.	1877	4,819	485	214,000	Indies, Dutch....	1878	3,513	82	334,000
Australia.....	1879	26,842	675	.....	Italy.....	1879	15,864	1,462	5,502,000
Austria-Hungary	1879	30,403	3,444	8,371,000	Lpan.....	1879	5,000	125	410,000
Belgium.....	1879	3,361	708	3,242,000	Jaxembourg.....	1877	192	21	58,000
Bolivia.....	.....	475	15	.....	Mexico.....	1879	10,140	237	.....
Brazil.....	1879	4,313	123	232,000	Montenegro.....	.....	275	11	.....
British Colum'ia	.....	642	.....	.....	Netherlands.....	1879	2,336	185	2,705,000
Bulgaria.....	1879	1,278	.....	65,000	Norway.....	1879	4,663	127	677,000
Canada.....	.....	10,994	830	52,000	New Zealand.....	1879	4,538	206	1,448,943
Ceylon.....	.....	812	.....	.....	Or'nge Free State	.....	1,274	.....	.....
Cape Colony.....	.....	2,712	.....	.....	Paraguay.....	1878	44	.....	.....
Chili.....	1878	4,450	73	138,000	Persia.....	1878	3,375	71	500,000
China.....	.....	24	.....	.....	Peru.....	.....	608	25	.....
Cochin China,	.....	.....	.....	.....	Philippines.....	1880	713	37	.....
French.....	1878	1,249	.....	32,000	Porto Rico.....	.....	466	.....	.....
Colombia.....	1879	1,839	36	124,000	Portugal.....	1878	2,305	191	662,000
Costa Rica.....	.....	389	16	.....	Roumania.....	1879	3,254	98	879,000
Cuba.....	1880	2,796	187	.....	Russia.....	1879	56,170	2,516	4,710,120
Denmark.....	1878	2,097	127	939,000	Servia.....	1874	907	37	165,000
Ecuador.....	.....	210	10	.....	Spain.....	1877	9,624	324	2,023,000
Egypt.....	1878	4,872	168	.....	Sweden.....	1879	5,145	177	859,000
France.....	1879	36,970	4,965	14,414,000	Switzerland.....	1879	4,071	995	2,614,000
Germany.....	1879	41,431	6,467	15,711,000	Tasmania.....	.....	754	.....	.....
Great Britain &	.....	.....	.....	.....	Tunis.....	.....	599	10	.....
Ireland.....	1879	23,156	5,331	26,547,037	Turkey.....	1878	17,085	417	1,344,000
Greece.....	1878	1,906	82	315,000	United States....	1880	107,103	11,317	33,155,991
Guatemala.....	1879	1,160	52	185,000	Uruguay.....	1878	654	20	38,000
Hawaiian Isl'nds	.....	39	.....	.....	Venezuela.....	.....	334	.....	.....
Honduras.....	.....	649	.....	.....	Total, miles....	.....	492,573	.....	.....

## THE WORLD'S PRODUCTION OF COAL, IRON AND STEEL.

Compiled from the London "Engineering," "Iron," Hunt's "Mineral Statistics," Saward's "Coal Trade," and other sources.

COUNTRIES.	Coal area in sq. miles	1. MINERAL COAL.		2. CAST OR PIG IRON.		3. STEEL, 1879.	
		Years	Tons of 2,240 lbs.	Years	Tons of 2,240 lbs.	Tons of 2,240 lbs. Ingots.	Tons of 2,240 lbs. Rails.
Great Britain.....	11,900	1879	133,808,000	1879	5,995,337	834,511	509,786
*United States.....	192,000	1879	59,808,398	1879	2,741,853	829,439	610,682
Germany.....	1,770	1879	42,631,729	1879	2,161,192	450,000	350,000
France.....	2,086	1879	17,104,485	1879	1,344,759	314,691	247,000
Belgium.....	510	1878	14,839,175	1879	493,544	100,000	75,000
Austria-Hungary.....	1,800	1879	14,378,605	1879	469,218	100,000	75,000
China.....	.....	1879	3,000,000	.....	.....	.....	.....
Russia.....	30,000	1878	1,709,269	1878	409,633	50,000	54,479
Australia.....	.....	1878	1,575,926	1877	2,600	.....	.....
Canada.....	.....	1877	1,000,000	1879	22,500	.....	.....
Sweden.....	.....	1878	90,000	1878	333,496	152,000	.....
Spain.....	3,500	1878	765,000	1872	73,000	.....	.....
India.....	2,000	1878	4,000,000	1877	12,500	.....	.....
Turkey.....	.....	.....	150,000	1877	4,300	.....	.....
Italy.....	.....	1878	220,000	1877	45,000	.....	.....
Switzerland.....	.....	.....	.....	1877	6,500	.....	.....
Mexico.....	.....	.....	.....	1877	7,500	.....	.....
Japan.....	5,000	1879	600,000	1877	7,400	.....	.....
Vancouver's Island	.....	1878	228,974	.....	.....	.....	.....
Nova Scotia.....	.....	1878	788,000	.....	.....	.....	.....
All other countries	.....	.....	1,000,000	.....	10,000	20,000	.....
Total.....	.....	.....	297,697,561	.....	14,140,332	2,850,641	1,921,947

\*Other estimates make the coal fields of the United States, reckoning the Permian and tertiary coals, to embrace an area of over 600,000 square miles. But all estimates of their extent are as yet conjectural, and a very large portion of their actual area contains no workable coal.



Statement showing the Mileage of Lines and Wires, Number of Offices and Traffic of the WESTERN UNION TELEGRAPH COMPANY for each Year, from June 30, 1866, to June 30, 1880.

From the Journal of the Telegraph, October 16, 1880.

YEAR.	Miles of line	Miles of wire.	No. of offices.	No. of Messages sent.	Receipts.	Expenses	Profits.	Average tolls per message.	Average cost per message.	Average profit per message.
					\$	\$	\$	Cts.	Cts.	Cts.
1866 ...	37,380	75,686	2,250	.....	.....	.....	.....	.....	.....	.....
1867 ...	46,270	85,291	2,565	5,879,282	6,568,925	3,944,006	2,624,920	.....	.....	.....
1868 ...	50,183	97,594	3,219	6,404,595	7,004,560	4,362,849	2,641,711	104.7	63.4	41.3
1869 ...	52,099	104,584	3,607	7,934,933	7,316,918	4,568,117	2,748,801	89.3	54.7	34.6
1870 ...	54,109	112,191	3,972	9,157,646	7,138,738	4,910,772	2,227,966	75.5	51.2	24.3
1871 ...	56,032	121,151	4,606	10,646,077	7,637,449	5,104,787	2,532,662	69.5	45.7	23.8
1872 ...	62,033	137,190	5,237	12,444,499	8,457,096	5,666,863	2,790,233	66.2	43.8	22.4
1873 ...	65,757	154,472	5,740	14,456,832	9,333,018	6,575,056	2,757,963	62.5	43.4	19.1
1874 ...	71,585	175,735	6,188	16,329,256	9,262,657	6,755,734	2,506,920	54.9	39.5	15.4
1875 ...	72,833	179,496	6,565	17,153,710	9,564,575	6,335,415	3,229,158	54.0	35.2	18.8
1876 ...	73,532	183,832	7,072	18,729,567	10,034,986	6,635,474	3,399,510	50.9	33.5	17.4
1877 ...	76,955	194,323	7,500	21,158,941	9,812,353	6,672,225	3,140,128	43.6	29.8	13.8
1878 ...	81,002	206,202	8,014	23,918,894	9,861,355	6,309,813	3,551,543	38.9	25.0	13.9
1879 ...	82,987	211,566	8,534	25,070,106	10,960,640	6,160,200	4,800,440	43.7	24.5	19.1
1880 ...	85,645	233,534	9,077	29,216,509	12,782,895	6,948,957	5,833,938	43.7	23.7	19.9

NOTE.—There is to be added to the above, the lines of the ATLANTIC AND PACIFIC TELEGRAPH COMPANY, including in its system several Railway telegraph connections within the United States, as follows:

Miles of Line.	Miles of Wire.	No. of Offices.	No. of Messages.
8,706.	22,421.	223.	1,269,510.

Besides the above, there are many new lines of Telegraph, which have complied with the Telegraph Act of 1866, and are operating wires with or without connection with Railway Companies. The following embraces the principal of these with their mileage.

THE AMERICAN UNION TELEGRAPH COMPANY, (incorporated May 15, 1879,) with its general offices in New York, has widely extended telegraphic connections, embracing January 1, 1881:

Miles of Line.	Miles of Wire.	Number of Offices.
12,000.	52,000.	2,000.

The American Union Telegraph Company embraces in its system the Baltimore & Ohio R. R. Telegraph Department, with

Miles of Line.	Miles of Wire.	Number of Offices.	Number of Messages.
1,785.	9,560.	175.	2,670,972.

Also, the American Union Telegraph Company of Ohio, of Indiana, of Illinois, of Missouri, of New Jersey, of Pennsylvania, and of Baltimore City, and the Central Union Telegraph Company of New York. Its controlled lines in operation under contracts, number 5,500 miles of poles, and 14,500 miles of wire.

THE DOMINION TELEGRAPH COMPANY, operating almost wholly in Canada, had 5,000 miles of line in 1880, owned and operated by the American Union Telegraph Company, (not included in above mileage.)

THE AMERICAN RAPID TELEGRAPH COMPANY, New York to Boston, has 250 miles of line, 750 miles of wire, and 17 offices.

THE INTERNATIONAL OCEAN TELEGRAPH COMPANY, of New York, (Inland Line,) has 502 miles of line, and 574 miles of wire.

The aggregate mileage of Telegraph Lines in the United States open for public business is 107,103 miles, besides Railway, government, private and telephonic lines, length not ascertainable.<sup>1</sup>

### TELEPHONES.

THE AMERICAN BELL TELEPHONE COMPANY, (Boston,) had in use November 1, 1880, the number of Telephones indicated in each of the following cities:

New York.....	14,175	Chicago.....	4,260	Pittsburgh.....	1,660
Philadelphia.....	3,820	Cincinnati.....	4,240	Milwaukee.....	1,730
Boston.....	4,360	St. Louis.....	1,570	Albany.....	1,320
San Francisco.....	4,970	Baltimore.....	2,250	Worcester.....	1,220

Total in 12 Cities..... 45,575

The aggregate number of Telephones in use in all the cities of the country, including those of competing companies, is probably more than double the above.

The extent in mileage of telegraph wires put up for Telephone use in the United States, is estimated at 60,000 miles.

(1) Since Jan. 1, 1881, all the lines of the Western Union, American Union, and Atlantic and Pacific Telegraph Companies have been consolidated.

**NEWSPAPERS AND PERIODICALS IN THE UNITED STATES.  
1850-1880.**

From the Official Returns of the U. S. Census for 1850, 1860 and 1870, from Rowell's Newspaper Directory, Pettingill's Newspaper Directory and N. W. Ayer & Sons' Newspaper Annual.

STATES AND TERRITORIES.	1850.		1860.		1870.		1878.	1879.	1880.
	No.	Circulation.	No.	Circulation.	No.	Circulation.	No. of Periodicals.	No. of Periodicals.	No. of Periodicals.
Alabama .....	60	34,282	96	93,595	89	91,165	85	102	114
Arizona .....	.....	.....	.....	.....	1	280	5	9	19
Arkansas .....	9	7,250	37	39,812	56	29,830	69	87	103
California.....	7	4,619	121	229,893	201	491,903	237	286	310
Colorado .....	.....	.....	.....	.....	14	12,750	39	61	81
Connecticut.....	46	52,670	55	95,536	71	203,725	121	115	128
Dakota .....	.....	.....	.....	.....	3	1,652	24	42	67
Delaware.....	10	7,500	14	16,144	17	20,860	22	20	24
District of Columbia.....	18	100,173	13	69,510	22	81,400	28	31	39
Florida.....	10	5,750	22	15,500	23	10,545	35	38	40
Georgia.....	51	64,155	105	180,972	110	150,987	137	167	186
Idaho.....	.....	.....	.....	.....	6	2,750	5	8	11
Illinois.....	107	88,050	286	356,159	505	1,722,541	627	792	863
Indiana.....	107	63,138	186	159,381	293	363,542	376	416	429
Indian Territory .....	.....	.....	.....	.....	.....	.....	.....	.....	5
Iowa.....	29	22,500	130	89,240	233	219,690	390	454	518
Kansas.....	.....	.....	27	21,920	97	96,803	171	235	303
Kentucky.....	62	79,868	77	179,597	89	197,130	153	162	183
Louisiana.....	55	80,288	81	120,650	92	84,165	89	95	100
Maine.....	49	63,439	70	126,169	65	170,690	93	103	103
Maryland.....	68	124,779	57	122,244	88	235,450	112	123	138
Massachusetts.....	209	718,221	222	1,368,980	259	1,692,124	345	361	392
Michigan.....	58	52,690	118	128,848	211	253,774	291	364	418
Minnesota.....	.....	.....	49	32,554	95	110,778	134	180	209
Mississippi.....	50	30,555	73	88,737	111	71,868	103	102	106
Missouri.....	61	70,235	173	354,007	279	522,866	297	395	471
Montana.....	.....	.....	.....	.....	10	19,580	12	11	16
Nebraska.....	.....	.....	14	9,750	42	31,600	113	137	179
Nevada.....	.....	.....	.....	.....	12	11,300	25	29	31
New Hampshire.....	38	60,226	20	19,700	51	173,919	68	71	82
New Jersey.....	51	44,521	90	162,016	122	205,500	198	184	200
New Mexico.....	2	1,150	2	1,150	5	1,525	9	12	18
New York.....	428	1,624,756	542	6,034,636	835	7,561,497	1,175	1,174	1,241
North Carolina.....	51	35,252	74	79,374	64	64,820	104	112	121
Ohio.....	261	389,463	340	1,121,682	395	1,388,367	635	648	660
Oregon.....	2	1,134	16	27,620	35	45,750	49	57	64
Pennsylvania.....	310	984,777	367	1,432,695	540	3,419,765	765	793	866
Rhode Island.....	19	24,472	26	49,690	32	82,050	32	37	37
South Carolina.....	46	53,743	45	53,870	55	80,900	71	76	77
Tennessee.....	50	67,672	83	176,908	91	225,952	146	179	170
Texas.....	34	18,205	89	108,038	112	55,250	197	229	254
Utah.....	.....	.....	2	6,300	10	14,250	15	16	17
Vermont.....	35	45,961	31	47,415	47	71,390	69	70	76
Virginia, (a).....	87	87,768	139	301,622	114	143,840	129	163	177
Washington.....	.....	.....	4	2,350	14	6,785	23	25	27
West Virginia, (a).....	.....	.....	.....	.....	59	54,432	74	88	99
Wisconsin.....	46	33,015	155	139,145	190	343,385	236	307	319
Wyoming.....	.....	.....	.....	.....	6	1,950	7	11	10
<b>Total.....</b>	<b>2,526</b>	<b>5,142,177</b>	<b>4,051</b>	<b>13,663,409</b>	<b>5,871</b>	<b>20,842,475</b>	<b>8,133</b>	<b>9,147</b>	<b>10,101</b>

(a) In 1850 and 1860 Virginia included West Virginia.



STATISTICS OF CHURCHES IN THE UNITED STATES.

BY DENOMINATIONS.

[From the Returns of the U. S. Census, 1870.]

DENOMINATIONS	Church Organizations.	Church Edifices.	Church Sitzings.	Church Property.
<b>TOTAL—ALL DENOMINATIONS..</b>	<b>72,459</b>	<b>63,082</b>	<b>21,665,062</b>	<b>\$354,483,581</b>
1 Baptist (regular).....	14,474	12,857	3,997,116	\$39,229,221
2 Baptist (other).....	1,355	1,105	363,019	2,378,977
3 Christian .....	3,578	2,822	865,602	6,425,137
4 Congregational.....	2,887	2,715	1,117,212	25,069,698
5 Episcopal (Protestant).....	2,835	2,601	991,051	36,514,549
6 Evangelical Association.....	815	641	193,796	2,301,650
7 Friends .....	692	662	224,664	3,939,560
8 Jewish.....	189	152	73,265	5,155,234
9 Lutheran.....	3,032	2,776	977,332	14,917,747
10 Methodist.....	25,278	21,337	6,528,209	69,854,121
11 Miscellaneous.....	27	17	6,935	135,650
12 Moravian (Unitas Fratrum).....	72	67	25,700	709,100
13 Mormon .....	189	171	87,833	656,750
14 New Jerusalem (Swedenborgian).....	90	61	18,755	869,700
15 Presbyterian (regular).....	6,262	5,633	2,198,900	47,828,732
16 Presbyterian (other).....	1,562	1,388	499,344	5,436,524
17 Reformed Church in America (late Dutch Reformed).....	471	468	227,228	10,359,255
18 Reformed Church in the U. S. (late German Reformed).....	1,256	1,145	431,700	5,775,215
19 Roman Catholic.....	4,127	3,806	1,990,514	60,985,566
20 Second Advent.....	225	140	34,555	306,240
21 Shaker.....	18	18	8,850	86,900
22 Spiritualist.....	95	22	6,970	100,150
23 Unitarian .....	331	310	155,471	6,282,675
24 United Brethren in Christ.....	1,445	937	265,025	1,819,810
25 Universalist.....	719	602	210,884	5,692,325
26 Unknown (Local Missions).....	26	27	11,925	687,800
27 Unknown (Union).....	409	552	153,202	965,295

RELIGIOUS DIVISIONS OF THE WORLD.

[Estimate from Schem's Statistics of the World.]

CHRISTIANS—viz.:	{ Roman Catholic .....	201,000,000	} 388,000,000
	{ Protestants .....	106,000,000	
	{ Eastern Churches.....	81,000,000	
Buddhists.....	340,000,000	Followers of Confucius.....	80,000,000
Mohammedans.....	201,000,000	Sinto Religion.....	14,000,000
Brahmanism.....	175,000,000	Judaism.....	7,000,000

	Whole Population.	Roman Catholics.	Protestants.	Eastern Churches.
America.....	84,500,000	47,200,000	30,000,000	.....
Europe.....	301,600,000	147,300,000	71,800,000	69,350,000
Asia .....	798,000,000	4,700,000	1,800,000	8,500,000
Africa .....	203,300,000	1,100,000	1,200,000	3,200,000
Australia and Polynesia	4,400,000	400,000	1,500,000	.....
<b>Total .....</b>	<b>1,392,000,000</b>	<b>201,200,000</b>	<b>106,300,000</b>	<b>81,050,000</b>

**ILLITERACY BY STATES AND TERRITORIES: DISTINGUISHED INTO WHITE AND COLORED, NATIVE AND FOREIGN-BORN.**

[Compiled from the Census of the United States for 1870.]

	STATES AND TERRITORIES.	TOTAL POPULATION, 1870.	CANNOT WRITE.					CANNOT READ.
			White. 10 years and upward.	Colored. 10 years and upward.	Native. 10 years and upward.	Foreign Born. 10 years and upward.	Total. 10 years and upward.	Total. 10 years and upward.
1	Alabama.....	996,992	92,059	290,898	382,142	870	383,012	349,771
2	Arkansas.....	484,471	64,095	68,533	133,043	296	133,339	111,799
3	California.....	560,247	26,158	586	9,520	22,196	31,716	24,877
4	Connecticut.....	537,454	27,913	1,675	5,678	23,938	29,616	19,680
5	Delaware.....	125,015	11,280	11,820	20,631	2,469	23,100	19,356
6	Florida.....	187,748	18,904	52,894	71,235	568	71,803	66,238
7	Georgia.....	1,184,109	124,939	333,637	467,503	1,090	468,593	418,553
8	Illinois.....	2,539,891	123,624	9,950	90,595	42,989	133,584	86,368
9	Indiana.....	1,680,637	120,761	8,258	113,185	13,939	127,124	76,634
10	Iowa.....	1,191,792	44,145	1,524	24,979	20,692	45,671	24,115
11	Kansas.....	364,399	16,978	7,213	20,449	4,101	24,550	16,369
12	Kentucky.....	1,321,011	201,077	131,050	324,945	7,231	332,176	249,567
13	Louisiana .. . . .	726,915	50,749	224,993	268,773	7,385	276,158	257,184
14	Maine.....	626,915	18,754	171	7,986	11,066	19,052	13,486
15	Maryland.....	780,894	46,792	88,703	125,907	8,592	135,499	114,100
16	Massachusetts....	1,457,351	95,576	2,148	7,912	89,830	97,742	74,935
17	Michigan.....	1,184,059	48,649	2,655	22,547	30,580	53,127	34,613
18	Minnesota.....	439,706	23,941	102	5,558	18,855	24,413	12,747
19	Mississippi.....	827,922	48,028	264,902	312,483	827	313,310	291,718
20	Missouri.....	1,721,295	161,763	60,622	206,827	15,584	222,411	146,771
21	Nebraska.....	122,993	4,630	205	3,552	1,309	4,861	2,365
22	Nevada.....	42,491	653	21	98	774	872	727
23	New Hampshire.....	318,300	10,131	95	1,992	7,934	9,926	7,618
24	New Jersey.....	906,096	46,386	8,297	29,726	24,961	54,687	37,057
25	New York.....	4,382,759	228,424	10,730	70,702	168,569	239,271	163,501
26	North Carolina..	1,071,361	166,397	230,606	397,573	117	397,690	339,789
27	Ohio.....	2,665,260	142,383	20,766	134,102	39,070	173,172	92,720
28	Oregon.....	90,923	2,411	96	3,003	1,424	4,427	2,609
29	Pennsylvania.....	3,521,791	206,458	15,893	126,803	95,553	222,356	131,728
30	Rhode Island....	217,353	20,031	870	4,444	17,477	21,921	15,416
31	South Carolina...	705,606	55,167	235,164	239,726	653	290,379	265,892
32	Tennessee.....	1,258,520	178,727	185,952	362,955	1,742	364,697	290,549
33	Texas.....	818,579	70,895	150,617	203,334	18,369	221,703	189,423
34	Vermont.....	330,551	17,584	116	3,902	13,804	17,706	15,185
35	Virginia.....	1,225,163	123,538	322,236	444,623	1,270	445,893	390,913
36	West Virginia...	442,014	71,493	9,997	78,339	3,101	81,490	48,802
37	Wisconsin.....	1,054,670	54,845	460	14,113	41,328	55,441	35,031
	The States.....	38,115,641	776,158	2,765,370	4,791,935	760,553	5,552,488	4,438,206
1	Arizona.....	9,658	2,729	1	262	2,491	2,753	2,690
2	Colorado.....	39,864	6,564	146	6,568	255	6,823	6,297
3	Dakota.....	14,181	914	31	758	805	1,563	1,249
4	Dist. of Columbia	131,700	4,876	23,843	26,501	2,218	28,719	22,845
5	Idaho.....	14,999	486	16	138	3,250	3,388	3,293
6	Montana.....	20,595	643	63	394	524	918	667
7	New Mexico.....	91,874	51,130	109	49,311	2,909	52,220	48,836
8	Utah.....	86,786	7,097	22	3,334	4,029	7,363	2,515
9	Washington.....	23,955	823	34	804	503	1,307	1,018
10	Wyoming.....	9,118	481	49	266	336	602	463
	The Territories	442,730	75,753	24,319	88,336	17,320	105,656	89,878
	Total in the U.S.	38,558,371	2,851,911	2,789,689	4,880,271	777,873	5,658,144	4,528,084

NOTE.—The second column shows the white population of ten years and over who are unable to write, in each State and Territory, and for the whole United States; the sixth column sums up all classes and nativities over ten years who are unable to write; and the last column shows the aggregate of all classes and nativities over ten years who are unable to read.



PUBLIC SCHOOL STATISTICS OF THE UNITED STATES IN 1879.

From the Annual Report of the Commissioner of Education for 1879.

STATES AND TERRITORIES.	School Age.	School Population.	Number from Six to Sixteen Years.	Number Enrolled in Public schools.	Average Daily Attendance.	Average School Days in the Year.
1 Alabama.....	7-21	376,649	.....	174,585	112,374	84
2 Arkansas.....	6-21	236,601	.....	53,049	.....	.....
3 California.....	5-17	216,404	.....	156,769	98,463	149
4 Colorado.....	6-21	29,738	.....	14,111	10,899	89
5 Connecticut.....	4-16	138,428	115,000	119,382	72,643	173.6
6 Delaware.....	5-21	35,649	.....	26,079	.....	148
7 Florida.....	a4-21	b72,985	.....	a36,964	a23,933	a105.8
8 Georgia.....	a6-18	a433,444	.....	a209,872	a130,605	a c90
9 Illinois.....	6-21	1,000,694	.....	693,334	404,479	150
10 Indiana.....	6-21	708,101	530,839	503,892	312,143	132 "
11 Iowa.....	5-21	577,353	369,447	431,317	264,702	147
12 Kansas.....	5-21	312,231	197,342	208,434	123,715	124
13 Kentucky.....	6-20	539,843	.....	d248,000	d160,000	d110
14 Louisiana.....	6-21	330,946	.....	78,528	.....	.....
15 Maine.....	4-21	215,724	.....	151,948	103,737	121
16 Maryland.....	5-20	276,120	.....	165,486	84,245	189
17 Massachusetts..	5-15	303,836	.....	311,528	234,249	175
18 Michigan.....	5-20	486,993	.....	342,138	.....	150
19 Minnesota.....	a5-21	a271,428	.....	a167,825	.....	a85
20 Mississippi.....	5-21	362,350	.....	217,753	138,973	c77.5
21 Missouri.....	6-20	702,153	.....	450,000	.....	100
22 Nebraska.....	5-21	123,411	.....	76,956	.....	107
23 Nevada.....	a6-18	a9,922	.....	a7,612	a4,666	a161
24 New Hampshire	5-21	72,102	.....	65,048	48,910	101.5
25 New Jersey.....	5-18	327,818	278,646	203,568	112,070	194
26 New York.....	5-21	1,628,727	.....	1,030,041	570,382	179
27 North Carolina.	a6-21	a422,380	.....	a228,092	a132,553	a46
28 Ohio.....	6-21	1,041,963	769,003	734,651	459,990	150
29 Oregon.....	4-20	56,464	.....	32,718	20,840	88
30 Pennsylvania...	6-21	1,200,000	.....	935,740	587,672	149
31 Rhode Island ...	5-15	49,562	.....	45,700	28,735	182
32 South Carolina.	6-16	228,128	228,128	122,463	.....	66.66
33 Tennessee.....	6-21	514,643	.....	264,687	186,162	69
34 Texas.....	8-14	210,000	.....	150,000	.....	80
35 Vermont.....	5-20	92,831	.....	77,521	49,231	125.5
36 Virginia.....	5-21	483,701	307,742	108,074	65,771	107
37 West Virginia...	6-21	206,123	.....	135,526	90,268	100.76
38 Wisconsin.....	4-20	483,453	.....	293,286	.....	c153.7
<b>Total</b> .....	.....	14,778,898	2,796,147	9,272,677	4,632,415	.....
1 Arizona.....	a 6-21	a3,089	.....	a2,740	a890	a124
2 Dakota.....	5-21	18,535	.....	9,822	4,618	97
3 Dist. Columbia..	6-17	38,800	35,948	25,130	19,488	189
4 Idaho.....	5-21	5,596	.....	.....	.....	.....
5 Indian.....	.....	a49,213	.....	a12,222	.....	.....
6 Montana.....	4-21	5,885	.....	3,909	2,804	105
7 New Mexico.....	b7-18	b29,312	.....	b5,151	.....	b132
8 Utah.....	6-16	34,929	34,929	23,124	16,076	139
9 Washington.....	.....	22,793	.....	9,466	.....	112.66
10 Wyoming.....	b7-21	.....	.....	b1,690	.....	.....
<b>Total</b> .....	.....	208,152	70,877	93,254	43,876	.....
<b>GRAND TOTAL.</b> .....	.....	14,987,050	2,867,024	9,365,931	4,676,291	.....

(a) From Report of 1878.

(b) In 1876.

(c) In the Counties.

(d) In 1877.

(e) Estimated.

## STATISTICS OF EXPENDITURES FOR PUBLIC SCHOOLS IN THE UNITED STATES IN 1879.

From the Report of the Commissioner of Education for 1879.

STATES AND TERRITORIES.	Salaries of Teachers.	Total Expended.	STATES AND TERRITORIES.	Salaries of Teachers.	Total Expended.
1 Alabama.....	\$ 364,419	\$ 377,033	31 Rhode Island.....	\$ 402,097	\$ 597,747
2 Arkansas.....		205,449	32 South Carolina.....	284,953	319,320
3 California.....	2,285,732	3,010,907	33 Tennessee.....	611,351	710,652
4 Colorado.....	153,144	229,402	34 Texas.....	788,223	837,913
5 Connecticut.....	1,015,883	1,375,880	35 Vermont.....	392,457	496,169
6 Delaware.....	128,858	219,931	36 Virginia.....	391,393	570,389
7 Florida.....	a85,361	a134,880	37 West Virginia...	504,196	709,071
8 Georgia.....		a411,453	38 Wisconsin.....	1,581,630	2,152,783
9 Illinois.....	4,180,374	6,190,733			
10 Indiana.....	3,002,518	4,476,729	<b>Total.....</b>	\$52,225,669	\$77,163,349
11 Iowa.....	b2,927,308	5,051,477			
12 Kansas.....	1,012,699	1,590,794	1 Arizona.....	a14,947	a21,396
13 Kentucky.....	c1,000,000	c1,130,000	2 Dakota.....	37,881	75,959
14 Louisiana.....	415,814	529,065	3 Dist. Columbia...	255,184	368,343
15 Maine.....	868,498	1,084,691	4 Idaho.....	20,000	f20,000
16 Maryland.....	1,139,421	1,551,558	5 Indian.....		a353,125
17 Massachusetts...	d2,924,484	4,994,824	6 Montana.....	41,733	67,731
18 Michigan.....	1,873,460	2,775,640	7 New Mexico.....	e15,432	e18,890
19 Minnesota.....	a878,980	a1,494,685	8 Utah.....	98,839	218,515
20 Mississippi.....	626,461	641,548	9 Washington.....	d62,248	f62,248
21 Missouri.....	a2,320,430	3,069,454	10 Wyoming.....	e16,400	f16,400
22 Nebraska.....	484,999	948,729			
23 Nevada.....	a106,301	a204,137	<b>Total.....</b>	562,664	\$1,222,607
24 New Hampshire	425,047	609,588			
25 New Jersey.....	1,407,369	1,889,475			
26 New York.....	7,600,392	10,464,010			
27 North Carolina.	a292,893	a324,287			
28 Ohio.....	4,937,014	7,711,325			
29 Oregon.....	205,523	323,834			
30 Pennsylvania...	4,605,987	7,747,787	<b>Grand Total...</b>	\$52,788,333	\$78,385,956

(a) From Report of 1878. (b) Includes Salaries of Superintendents. (c) In 1877.  
(d) A Partial Estimate. (e) In 1876. (f) Amount paid for Tuition only.

## THEOLOGICAL SEMINARIES IN THE UNITED STATES.

From the Report of the Commissioner of Education for 1879.

DENOMINATION.	No. of Seminaries.	No. of Professors.	No. of Students	DENOMINATION.	No. of Seminaries.	No. of Professors.	No. of Students
Baptist.....	18	84	858	New Church.....	2	4	4
Roman Catholic.....	17	129	946	Reformed.....	2	2	21
Presbyterian.....	15	73	617	United Presbyterian.	2	5	30
Protestant Episcopal.	15	63	272	Universalist.....	2	11	59
Lutheran.....	14	45	401	African Methodist			
Methodist Episcopal..	13	51	471	Episcopal.....	1	7	16
Congregational.....	10	64	364	Church of the Breth-			
Christian.....	5	12	197	ren.....	1	2	2
Unsectarian.....	3	18	133	Moravian.....	1	3	28
Cumberland Presby-				Reformed (Dutch).....	1	5	33
terian.....	3	13	120	Unitarian.....	1	6	20
Free-Will Baptist.....	2	7	44	United Brethren.....	1	3	30
Methodist Episcopal							
(South).....	2	8	68	<b>Total.....</b>	131	615	4,734



UNIVERSITIES AND COLLEGES IN THE UNITED STATES IN 1879.

From the Report of the Commissioner of Education for 1879.

STATES AND TERRITORIES.	No. of Colleges.	PREPARATORY DEPARTMENT.		COLLEGIATE DEPARTMENT.		Income from Productive Funds.	Receipts last year from Tuition.	Volumes in College Libraries.	Value of Grounds, Buildings and Apparatus.
		No. of Instructors.	No. of Students	No. of Instructors.	No. of Students				
Alabama.....	4	2	108	55	331	24,000	.....	9,200	350,000
Arkansas ...	5	20	596	38	312	2,900	8,670	2,360	141,000
California ...	12	27	1,295	160	818	109,688	93,940	41,474	1,239,620
Colorado.....	2	2	70	13	39	20,518	471	2,200	105,000
Connecticut	3	.....	.....	130	924	77,580	109,686	141,275	450,000
Delaware.....	1	5	56	7	50	4,980	540	6,500	75,000
Georgia.....	7	8	278	47	602	18,696	24,420	28,813	591,000
Illinois.....	29	91	2,833	209	2,204	134,030	80,946	148,870	2,098,150
Indiana.....	15	30	1,624	118	1,039	65,900	25,830	58,995	1,036,000
Iowa.....	19	34	1,635	133	1,104	53,068	52,258	45,000	1,101,400
Kansas.....	8	9	699	62	373	12,000	8,450	22,075	645,500
Kentucky....	14	12	614	116	1,161	23,460	39,662	34,996	648,500
Louisiana,...	7	13	509	36	277	19,488	5,676	52,800	310,000
Maine.....	3	.....	.....	36	440	33,550	20,276	40,837	700,000
Maryland....	9	18	316	113	1,161	181,734	12,178	44,484	380,500
Massachu'ts	7	.....	50	145	1,982	413,743	189,283	268,160	1,300,000
Michigan.....	9	17	879	112	1,135	79,946	74,557	55,000	1,486,700
Minnesota...	5	1	498	55	308	34,020	4,784	17,024	275,952
Mississippi..	4	10	736	27	209	34,143	3,350	2,825	420,000
Missouri.....	15	46	1,305	166	1,559	63,647	77,475	88,275	955,500
Nebraska....	4	12	504	21	113	2,970	470	3,700	175,000
Nevada.....	1	1	42	1	.....	.....	.....	.....	30,000
N. Hampsh..	1	.....	.....	14	215	25,000	21,400	55,000	100,000
New Jersey..	4	8	26	59	642	81,729	25,934	55,650	1,200,000
New York....	29	115	3,102	479	3,531	493,459	527,688	237,228	6,726,946
N. Carolina..	8	7	356	63	906	17,410	24,300	28,943	506,000
Ohio.....	36	69	3,130	266	2,613	193,502	59,760	285,893	2,897,086
Oregon.....	8	17	701	24	252	16,200	11,330	8,850	233,000
Pennsylva...	28	57	203	308	2,040	201,771	189,278	160,475	5,103,500
Rhode Isl'd.	1	.....	.....	19	271	35,838	31,191	52,000	.....
S. Carolina..	7	7	336	39	328	19,700	5,520	22,900	210,000
Tennessee...	21	38	1,371	145	1,826	78,755	71,289	48,521	1,244,000
Texas.....	10	18	889	60	781	2,400	29,800	13,975	338,000
Vermont.....	2	.....	.....	16	120	24,689	4,927	30,191	368,000
Virginia.....	7	3	186	57	662	20,482	15,800	82,800	1,390,000
W. Virginia..	4	4	78	22	244	8,500	6,200	6,605	363,000
Wisconsin...	8	20	881	93	773	51,206	65,578	46,409	840,000
Dist. of Col..	4	11	211	35	145	2,675	150	47,600	1,075,000
Utah.....	1	3	325	3	.....	.....	2,993	2,888	.....
Washington	2	.....	114	4	126	700	3,000	1,200	100,000
Total.....	364	735	28,456	3,506	31,616	2,684,077	1,929,060	2,301,991	37,209,354

Universities and Colleges in the United States.—1870-1879.

The following is a statement of the aggregate number of this class of institutions, with instructors and students, as reported to the Bureau of Education each year from 1870 to 1879, inclusive :

	1870.	1871.	1872.	1873.	1874.	1875.	1876.	1877.	1878.	1879.
Institutions.....	266	290	298	323	343	355	356	351	358	364
Instructors.....	2,823	2,962	3,040	3,106	3,783	3,999	3,920	3,998	3,885	4,241
Students.....	49,163	49,827	45,617	52,053	56,692	58,894	56,481	57,334	57,987	60,072

AGGREGATE NUMBER AND AMOUNT OF FAILURES IN THE UNITED STATES FOR 24 YEARS: 1857-1880.

Compiled from Hunt's Merchants' Magazine and Dun, Barlow & Co's Circulars.

Year.	In Northern States only.		In All the States.		Year.	In All the States.		No. of Traders.	Per ct'ge of Failures.
	No.	Liabilities.	No.	Liabilities.		No.	Liabilities.		
1857..	4,257	\$265,818,000	4,932	\$291,750,000	1870..	3,551	\$ 88,242,000	426,000	1 in 120
1858..	3,113	73,608,747	4,225	95,749,000	1871..	2,915	85,252,000	475,145	1 in 163
1859..	2,950	51,314,000	3,913	64,394,000	1872..	4,069	121,036,000	528,971	1 in 130
1860..	2,733	61,739,000	3,676	79,807,000	1873..	5,183	228,499,000	559,764	1 in 108
1861..	5,935	188,632,000	6,993	207,210,000	1874..	5,830	155,239,000	600,490	1 in 103
1862..	1,652	23,049,000			1875..	7,740	201,060,000	642,423	1 in 83
1863..	495	7,899,000			1876..	9,092	191,117,000	690,992	1 in 76
1864..	520	8,579,000			1877..	8,872	190,669,000	674,741	1 in 64
1865..	530	17,625,000			1878..	10,478	234,383,132	693,420	1 in 66
1866..	632	47,333,000	1,505	53,783,000	1879..	6,658	98,149,053	702,359	1 in 105
1867..	2,386	86,218,000	2,780	96,666,000	1880..	3,476	45,010,185	724,517	} 9Months. } Jan.-Oct.
1868..			2,608	63,694,000					
1869..			2,799	75,054,000					

Growth of American Cities having 50,000 Population or Upwards in 1880.

CITIES.	1790.	1800.	1810.	1820.	1830.	1840.	1850.	1860.	1870.	1880.
Albany .....	3,498	5,349	9,356	12,630	24,238	33,721	50,763	62,367	69,422	87,584
Allegheny .....							21,261	28,702	53,180	78,472
Baltimore .....	13,503	26,614	46,555	62,738	80,625	134,379	169,054	212,418	267,354	332,190
Boston .....	18,038	24,027	32,250	43,298	61,392	93,383	136,881	177,812	250,526	362,535
Brooklyn .....	1,603	3,298	4,402	7,175	12,042	36,233	96,838	266,661	396,099	566,689
Buffalo .....			1,508	2,095	8,653	18,213	42,261	81,129	117,714	149,500
Cambridge .....	2,115	2,453	2,323	3,295	6,078	8,409	15,215	26,060	39,634	52,740
Chicago .....						4,479	29,963	109,260	298,977	503,053
Cincinnati .....		750	2,540	9,644	24,831	46,338	115,436	161,044	216,239	255,809
Cleveland .....			547	606	1,076	6,071	17,034	43,417	92,829	155,946
Columbus .....				1,450	2,437	6,048	17,822	18,629	31,274	51,337
Detroit .....			770	1,422	2,222	9,102	21,019	45,619	79,577	116,027
Indianapolis .....					1,924	2,692	8,034	18,611	48,244	75,031
Jersey City .....						3,072	6,856	29,226	82,546	120,728
Kansas City .....								4,418	32,260	55,813
Louisville .....	200	359	1,357	4,012	10,352	21,210	43,194	68,033	100,753	126,566
Lowell .....					6,474	20,796	33,383	36,827	40,928	59,485
Milwaukee .....						1,700	20,061	45,246	71,440	115,712
Newark .....				6,507	10,953	17,290	38,894	71,914	105,059	186,400
New Haven .....		4,049	5,772	7,147	10,180	14,890	20,345	39,267	50,840	62,882
New Orleans .....	5,500	8,500	17,242	27,176	46,310	102,193	116,375	168,675	191,418	215,239
New York .....	33,131	60,489	96,373	123,706	203,007	312,710	515,547	805,651	942,292	1,206,577
Paterson .....						7,596	11,334	19,583	33,579	50,887
Philadelphia .....	42,520	70,287	96,664	108,116	167,188	258,037	340,045	562,529	674,022	846,980
Pittsburg .....		1,565	4,768	7,248	12,542	21,115	46,601	49,217	86,076	153,883
Providence .....	6,380	7,614	10,071	11,767	16,832	23,171	41,513	50,666	68,904	104,852
Richmond .....	3,761	5,537	9,735	12,046	16,060	20,153	27,570	37,910	51,038	64,670
Rochester .....				1,502	9,269	20,191	36,403	48,204	62,386	87,057
St. Louis .....			1,600	4,598	5,852	16,469	77,860	160,773	310,864	350,522
San Francisco .....						500	34,776	56,802	149,473	233,066
Syracuse .....				1,814	6,929	11,014	22,271	28,119	43,051	51,791
Toledo .....						1,222	3,829	13,768	31,584	50,143
Troy .....			4,926	5,264	11,635	19,334	28,785	39,232	40,465	56,747
Washington .....		3,210	8,208	13,247	18,827	23,364	40,001	61,122	109,199	147,307
Worcester .....		2,095	2,577	2,962	4,172	7,497	17,049	24,960	41,105	58,295

Summary of Electors, or those having the Right of Suffrage in Great Britain.

From the Financial Reform Almanac, 1877.

England	Pop.	Wales.	Pop.	Scot-land.	Pop.	Ire-land.	Pop.	Total.	Tot. Pop.
Voters.		Voters.		Voters.		Voters.		Voters.	
2,211,470	21,495,531	129,293	1,217,135	295,420	3,360,018	230,773	5,411,016	2,866,956	31,483,700

NOTE.—The political complexion of the new House of Commons elected 1880, stands as follows: Liberals, 351; Tories or Conservatives, 239; Home Rulers, 60; Total, 650.



[Out of several thousand societies, the following list embraces some of the more important in the United States. Officers being frequently changed, communications should be addressed to the Secretary.]

- ACADEMY OF SCIENCES, Chicago, Ill.  
 ALBANY INSTITUTE, Albany, N. Y.  
 AMERICAN ACADEMY OF ARTS AND SCIENCES, Boston, Mass.  
 AMERICAN ACADEMY OF DENTAL SCIENCES, Boston, Mass.  
 AMERICAN ANTIQUARIAN SOCIETY, Worcester, Mass.  
 AMERICAN ASSOCIATION FOR ADVANCEMENT OF SCIENCE, F. W. Putnam, Secretary, Salem, Mass.  
 AMERICAN ASSOCIATION FOR ADVANCEMENT OF SOCIAL SCIENCE, Boston, Mass.  
 AMERICAN BIBLE SOCIETY, New York (4 Bible House), N. Y.  
 AMERICAN BOARD OF COMMISSIONERS FOR FOREIGN MISSIONS, Boston, Mass.  
 AMERICAN COLONIZATION SOCIETY, Washington, D. C.  
 AMERICAN GEOGRAPHICAL SOCIETY, New York, N. Y.  
 AMERICAN HOME MISSIONARY SOCIETY, New York, N. Y.  
 AMERICAN INSTITUTE, New York, N. Y.  
 AMERICAN INSTITUTE OF ARCHITECTS, New York, N. Y.  
 AMERICAN MEDICAL ASSOCIATION, W. B. Atkinson, Sec'y, Philadelphia, Pa.  
 AMERICAN MUSEUM OF NATURAL HISTORY, New York, N. Y.  
 AMERICAN NUMISMATIC AND ARCHÆOLOGICAL SOCIETY, New York, N. Y.  
 AMERICAN ORIENTAL SOCIETY, New Haven, Conn.  
 AMERICAN PEACE SOCIETY, Boston, Mass.  
 AMERICAN PHARMACEUTICAL SOCIETY, Philadelphia, Pa.  
 AMERICAN PHILOLOGICAL SOCIETY, New York, N. Y.  
 AMERICAN PHILOSOPHICAL SOCIETY, Philadelphia, Pa.  
 AMERICAN PUBLIC HEALTH ASSOCIATION, John S. Billings, President, Washington, D. C.  
 AMERICAN SOCIETY OF CIVIL ENGINEERS AND ARCHITECTS, New York, N. Y.  
 AMERICAN SOCIETY FOR PREVENTION OF CRUELTY TO ANIMALS, New York.  
 AMERICAN SUNDAY-SCHOOL UNION, Philadelphia, Pa.  
 AMERICAN TRACT SOCIETY, New York, N. Y.  
 AMERICAN UNITARIAN ASSOCIATION, Boston, Mass.  
 ANTHROPOLOGICAL SOCIETY, Washington, D. C.  
 BOARD OF TRUSTEES OF PEABODY ACADEMIES AND MODEL SCHOOLS, New Orleans, La.  
 BUFFALO HISTORICAL SOCIETY, Buffalo, N. Y.  
 CHICAGO HISTORICAL SOCIETY, Chicago, Ill.  
 CONNECTICUT HISTORICAL SOCIETY, Hartford, Conn.  
 COOPER UNION FOR THE ADVANCEMENT OF SCIENCE AND ART, New York, N. Y.  
 ESSEX INSTITUTE, Salem, Mass.  
 FRANKLIN INSTITUTE, Philadelphia, Pa.  
 GEORGIA HISTORICAL SOCIETY, Savannah, Ga.  
 IOWA HISTORICAL SOCIETY, Iowa City, Ia.  
 LONG ISLAND HISTORICAL SOCIETY, Brooklyn, N. Y.  
 LOWELL INSTITUTE, Boston, Mass.  
 MAINE HISTORICAL SOCIETY, Brunswick, Me.  
 MARYLAND HISTORICAL SOCIETY, Baltimore, Md.  
 MASSACHUSETTS HISTORICAL SOCIETY, Boston, Mass.  
 METROPOLITAN MUSEUM OF ART, New York, N. Y.  
 MINNESOTA HISTORICAL SOCIETY, St. Paul, Minn.  
 NATIONAL ACADEMY OF DESIGN, New York, N. Y.  
 NATIONAL ACADEMY OF SCIENCES, Washington, D. C.  
 NATIONAL BOARD OF HEALTH, Thos. J. Turner, Secretary, Washington, D. C.  
 NEW ENGLAND HISTORIC-GENEALOGICAL SOCIETY, Boston, Mass.  
 NEW HAMPSHIRE HISTORICAL SOCIETY, Concord, N. H.  
 NEW JERSEY HISTORICAL SOCIETY, Newark, N. J.  
 NEW YORK ACADEMY OF SCIENCES, New York, N. Y.  
 NEW YORK HISTORICAL SOCIETY, New York, N. Y.  
 OHIO HISTORICAL AND PHILOSOPHICAL SOCIETY, Cincinnati, O.  
 PHILADELPHIA ACADEMY OF NATURAL SCIENCE, Philadelphia, Pa.  
 PEABODY ACADEMY OF SCIENCE, Salem, Mass.  
 PEABODY INSTITUTE, Baltimore, Md.  
 PENNSYLVANIA HISTORICAL SOCIETY, Philadelphia, Pa.  
 PRESBYTERIAN BOARD OF PUBLICATION, Philadelphia, Pa.  
 REGENTS OF THE UNIVERSITY OF THE STATE OF NEW YORK, Albany, N. Y.  
 RHODE ISLAND HISTORICAL SOCIETY, Providence, R. I.  
 SMITHSONIAN INSTITUTION, Washington, D. C.  
 SOUTH CAROLINA HISTORICAL SOCIETY, Charleston, S. C.  
 SOUTHERN HISTORICAL SOCIETY, Richmond, Va.  
 VIRGINIA HISTORICAL AND PHILOSOPHICAL SOCIETY, Richmond, Va.  
 VERMONT HISTORICAL SOCIETY, Montpelier, Vt.  
 WASHINGTON PHILOSOPHICAL SOCIETY, Washington, D. C.  
 WESTERN RESERVE HISTORICAL SOCIETY, Cleveland, O.  
 WISCONSIN ACADEMY OF SCIENCES, Madison, Wis.  
 WISCONSIN HISTORICAL SOCIETY, Madison, Wis.

## THE CLIMATES OF THE UNITED STATES.

We give below a table prepared by selection from the voluminous records of the recent work on American temperature, showing the mean annual temperature of the atmosphere at a given point in each of the forty-nine States and Territories of the Union. The place is selected as either the capital or some leading city or town where observations have been most continuously kept :

State or Territory.	Place of observation.	Mean annual temperature.	State or Territory.	Place of observation.	Mean annual temperature.
Alabama.....	Mobile.....	56°	Mississippi.....	Jackson.....	64°
Alaska.....	Sitka.....	46°	Missouri.....	St. Louis.....	55°
Arizona.....	Tucson.....	69°	Montana.....	Helena.....	43°
Arkansas.....	Little Rock.....	63°	Nebraska.....	Omaha.....	49°
California.....	San Francisco....	55°	Nevada.....	C'p Winfi'ld Scott	50°
Colorado.....	Denver.....	48°	New Hampshire	Concord.....	46°
Connecticut....	Hartford.....	50°	New Jersey....	Trenton.....	53°
Dakota.....	Fort Randall.....	47°	New Mexico....	Santa Fé.....	51°
Delaware.....	Wilmington.....	53°	New York.....	Albany.....	48°
Dist. Columbia.	Washington.....	55°	North Carolina.	Raleigh.....	59°
Florida.....	Jacksonville.....	69°	Ohio.....	Columbus.....	53°
Georgia.....	Atlanta.....	58°	Oregon.....	Portland.....	53°
Idaho.....	Fort Boise.....	52°	Pennsylvania..	Harrisburg... ..	54°
Illinois.....	Springfield.....	50°	Rhode Island..	Providence.....	48°
Indiana.....	Indianapolis... ..	51°	South Carolina.	Columbia.....	62°
Indian Territ'y.	Fort Gibson.....	60°	Tennessee.....	Nashville.....	58°
Iowa.....	Des Moines.....	49°	Texas.....	Austin.....	67°
Kansas.....	Leavenworth.....	51°	Utah.....	Salt Lake City... ..	52°
Kentucky.....	Louisville.....	56°	Vermont.....	Montpelier.....	43°
Louisiana.....	New Orleans.....	69°	Virginia.....	Richmond.....	57°
Maine.....	Augusta.....	45°	Washington T..	Steilacoom.....	51°
Maryland... ..	Baltimore.....	54°	West Virginia..	Romney.....	52°
Massachusetts..	Boston.....	48°	Wisconsin.....	Madison.....	45°
Michigan.....	Detroit.....	47°	Wyoming.....	Fort Bridger.....	41°
Minnesota.....	St. Paul.....	42°			

## Proportion Unable to Read or Write, in Various Countries.

[From Kiddle and Schem's Cyclopædia of Education, New York, 1877.]

COUNTRIES.	Year.	Per cent. of illiteracy.	COUNTRIES.	Year.	Per cent. of illiteracy.
Argentine Rep...	Recent.	83	India.....	1871	95
Austria (1).....	"	49	Ireland (2).....	Recent.	46
Bavaria.....	"	7	Italy.....	1861	73
Belgium.....	.....	30	Japan.....	Recent.	10
Brazil.....	Recent.	..	Mexico.....	"	93
China.....	"	50	Netherlands (1)..	"	18
England.....	"	33	Poland.....	"	91
France.....	1872	30	Russia.....	"	91
Germany.....	1871	12	Scotland.....	.....	16
Greece.....	Recent.	82	Spain.....	1860	80
Hungary.. ..	"	51	United States....	1870	20

1. Conscripts.

2. Criminals.

NOTE.—These statistics are not in most cases based upon a census of illiteracy, which few nations have provided for in systematic form. They are to be regarded rather as an attempt to approximate the proportions ignorant of the arts of reading and writing, from such data as exist concerning soldiers, the signing of marriage registers, etc., than as exact statistics of illiteracy.



EXPECTATION OF LIFE AT THE FOLLOWING AGES  
CALCULATED IN YEARS AND HUNDREDTHS.

BY DR. WILLIAM FARR.

Age.	Male.	Fem.	Age.	Male.	Fem.	Age.	Male.	Fem.	Age.	Male.	Fem.
0	39.91	41.85	25	36.12	37.04	50	19.54	20.75	75	6.49	6.93
1	46.65	47.31	26	35.44	36.39	51	18.90	20.09	76	6.15	6.56
2	48.83	49.40	27	34.77	35.75	52	18.28	19.42	77	5.82	6.21
3	49.61	50.20	28	34.10	35.10	53	17.67	18.75	78	5.51	5.88
4	49.81	50.43	29	33.43	34.46	54	17.06	18.08	79	5.21	5.56
5	49.71	50.33	30	32.76	33.81	55	16.45	17.43	80	4.93	5.26
6	49.39	50.00	31	32.09	33.17	56	15.86	16.79	81	4.66	4.98
7	48.92	49.53	32	31.42	32.53	57	15.26	16.17	82	4.41	4.71
8	48.37	48.98	33	30.74	31.88	58	14.68	15.55	83	4.17	4.45
9	47.74	48.35	34	30.07	31.23	59	14.10	14.94	84	3.95	4.21
10	47.05	47.67	35	29.40	30.59	60	13.53	14.34	85	3.73	3.98
11	46.31	46.95	36	28.73	29.94	61	12.96	13.75	86	3.53	3.76
12	45.54	46.20	37	28.06	29.29	62	12.41	13.17	87	3.34	3.56
13	44.76	45.44	38	27.39	28.64	63	11.87	12.60	88	3.16	3.36
14	43.97	44.68	39	26.72	27.99	64	11.34	12.05	89	3.00	3.18
15	43.18	43.90	40	26.06	27.34	65	10.82	11.51	90	2.84	3.01
16	42.40	43.14	41	25.39	26.69	66	10.32	10.98	91	2.69	2.85
17	41.64	42.40	42	24.73	26.03	67	9.83	10.47	92	2.55	2.70
18	40.90	41.67	43	24.07	25.38	68	9.36	9.97	93	2.41	2.55
19	40.17	40.97	44	23.41	24.72	69	8.90	9.48	94	2.29	2.42
20	39.48	40.29	45	22.76	24.06	70	8.45	9.02	95	2.17	2.29
21	38.80	39.63	46	22.11	23.40	71	8.03	8.57	96	2.06	2.17
22	38.13	38.98	47	21.46	22.74	72	7.62	8.13	97	1.95	2.06
23	37.46	38.33	48	20.82	22.08	73	7.22	7.71	98	1.85	1.96
24	36.79	37.68	49	20.17	21.42	74	6.85	7.31	99	1.76	1.86
									100	1.68	1.76

Average Annual Rates, per 1000 of Population, of Deaths, Births, and Marriages,  
in Nine Nations of Europe.

[From the 37th Annual Report of the Registrar-General of Great Britain, 1876.]

COUNTRIES.	DEATHS.			BIRTHS.			PERSONS MARRIED.		
	Av'ge for 20 yrs. 1853-72	In the years		Av'ge for 20 yrs. 1853-72	In the years		Av'ge for 20 yrs. 1853-72	In the years	
		1873	1874		1873	1874		1873	1874
England and Wales..	22.4	21.1	22.3	34.8	35.5	36.2	16.9	17.6	17.1
Denmark.....	20.3	18.6	19.9	31.6	30.7	30.8	15.9	16.2	16.4
Sweden.....	20.4	17.2	20.3	32.0	30.8	30.9	14.1	14.6	14.5
Austria .....	31.9	38.5	31.3	40.2	40.3	40.1	17.3	18.5	17.9
Prussia.....	27.2	29.0	25.8	37.7	39.7	40.1	17.1	20.3	19.4
The Netherlands....	25.7	24.0	22.6	34.3	36.0	36.1	15.9	17.0	16.6
France.....	24.4	23.3	21.6	26.1	26.1	26.2	15.9	17.7	16.5
Spain*.....	29.7	..	..	37.2	..	..	15.1	..	..
Italy*.....	30.2	30.0	30.3	37.4	36.3	34.9	15.4	15.8	15.2

\* The mean annual rates for Spain are for the ten years 1861-70, those for Italy are for the ten years 1863-72.

It will be seen from the above table that the death-rate is much higher in Italy, Austria, Spain, and Prussia, than in France or England, while the mortality of the most northern countries of Europe—Denmark and Sweden—is less by ten per cent than in Great Britain, and 50 per cent lower than in Italy or Austria.

**RATE OF MORTALITY IN AMERICAN CITIES.—NUMBER OF DEATHS PER ANNUM OUT OF 1,000 INHABITANTS.**

Compiled from the Sanitarian, New York, and the Bulletin of the National Board of Health, Washington.

CITIES.	Population.		1875.	1876.	1877.	1878.	1879.
	1880.	1870.					
1 Atlanta, Ga.....	34,398	21,789	.....	.....	.....	.....	17.20
2 Baltimore .....	332,190	267,354	21.23	21.26	21.25	17.26	19.34
3 Boston .....	362,535	250,526	25.00	23.58	20.43	21.66	19.80
4 Brooklyn.....	566,689	396,099	25.91	24.92	21.61	19.72	20.40
5 Charleston, S. C.....	49,999	48,956	34.60	30.72	24.34	27.18	28.40
6 Chattanooga, Tenn.....	12,892	6,093	.....	.....	.....	.....	24.90
7 Chicago.....	503,053	298,977	20.29	20.42	18.24	15.70	17.20
8 Cincinnati.....	255,809	216,239	20.39	23.10	17.81	18.33	18.89
9 Cleveland, Ohio.....	155,946	92,829	.....	.....	.....	.....	17.50
10 Dayton, Ohio.....	38,751	30,473	14.22	14.04	12.29	15.00	13.80
11 Elmira, N. Y.....	21,498	15,863	17.01	15.56	14.53	18.66	.....
12 Erie, Pa.....	27,730	19,646	18.74	13.40	13.71	13.88	.....
13 Jacksonville, Fla.....	.....	6,912	.....	.....	.....	.....	18.10
14 Knoxville, Tenn.....	.....	8,008	14.25	12.92	14.72	.....	.....
15 Louisville, Ky.....	123,645	100,753	.....	.....	.....	.....	13.90
16 Lowell, Mass.....	59,485	40,928	.....	.....	.....	.....	19.60
17 Memphis, Tenn.....	33,593	40,226	29.79	24.78	26.06	.....	.....
18 Mobile, Ala.....	31,205	32,034	22.00	24.34	24.14	15.93	21.00
19 Milwaukee, Wis.....	115,578	71,440	14.64	18.78	16.84	13.37	15.85
20 Nashville, Tenn.....	43,377	25,865	43.17	31.82	29.57	20.00	25.00
21 Newark N. J.....	136,400	105,059	20.29	27.15	23.17	.....	22.40
22 New Haven, Conn.....	62,882	50,840	20.79	17.89	19.66	17.90	15.40
23 New Orleans .....	216,240	191,418	27.80	26.89	34.83	30.10	21.60
24 New York.....	1,206,590	942,292	29.79	27.23	24.36	25.24	25.82
25 Paterson, N. J.....	50,887	33,579	30.94	26.72	24.28	19.29	24.85
26 Petersburg, Va.....	21,668	18,950	31.06	31.31	24.46	.....	.....
27 Philadelphia .....	846,980	674,022	24.35	24.51	19.02	18.03	17.20
28 Pittsburgh, Pa.....	153,883	86,076	21.69	21.90	23.87	19.49	19.40
29 Providence, R. I.....	104,852	68,904	18.94	18.30	18.81	19.75	19.60
30 Reading, Pa.....	43,230	33,930	19.55	27.95	22.50	.....	.....
31 Richmond, Va.....	64,670	51,038	24.97	22.18	21.93	17.37	20.10
32 Rochester, N. Y.....	87,057	62,386	24.39	21.27	18.41	15.65	16.90
33 Salt Lake City, Utah....	20,768	12,854	.....	.....	.....	.....	24.60
34 San Francisco.....	233,956	149,473	19.28	18.89	19.86	15.86	14.40
35 Savannah, Ga.....	30,681	28,235	.....	.....	.....	.....	29.80
36 Selma, Ala.....	.....	6,484	22.53	16.87	19.62	30.81	28.99
37 St. Louis .....	350,522	310,864	23.88	19.89	17.24	21.66	18.19
38 Syracuse, N. Y.....	51,791	43,051	.....	10.26	13.20	13.79	13.09
39 Toledo, Ohio.....	50,143	31,584	24.90	14.80	13.54	12.32	.....
40 Washington, D. C.....	147,307	109,199	29.03	25.81	24.39	24.20	25.20
41 Wheeling, W. Va.....	31,671	19,280	18.06	21.35	16.78	.....	18.90
42 Yonkers, N. Y.....	18,892	12,733	19.29	23.37	17.81	12.60	.....

**Business of the General Land Office for the Fiscal Year, 1880.**

The disposals of the Public Lands during the fiscal year ending June 30, 1880, embrace an aggregate of 14,792,371.65 acres, being an increase of 5,458,988.36 acres over the previous fiscal year, which aggregate is made up of the following particulars, viz.:

Cash entries.....	850,740.63	Acres.
Homestead entries.....	6,045,570.60	"
Timber culture entries.....	2,193,184.12	"
Agricultural College scrip locations.....	1,280.00	"
Locations with military bounty land warrants.....	88,522.00	"
<b>STATE SELECTIONS APPROVED.</b>		
For school indemnity.....	206,089.06	
For internal improvements.....	223,140.80	
For Agricultural Colleges.....	2,360.46	
For public buildings.....	3,599.67	
Total scrip locations.....	435,189.99	"
Locations of scrip issued acts of June 2, 1858, in lieu of lands embraced in private claims, but not taken in place.....	10,905.75	"
Donation claims in Oregon, etc.....	195,516.92	"
Entered under Settlers' Relief Act of March 3, 1875.....	36,552.50	"
Lands patented to States as swamp.....	160.00	"
Lands certified for railroad purposes.....	3,757,888.99	"
Lands certified for wagon-road purposes.....	1,157,375.01	
	19,485.14	
	<hr/>	
	1,176,860.15	"
Total number of acres disposed of for the fiscal year....	14,792,371.65	"
Moneys received during the fiscal year.....	\$2,290,160.60	



## OUR PUBLIC LAND SYSTEM.

THE public lands of the United States which are still undisposed of and open to settlement lie in nineteen States and eight Territories. In each case, except Ohio, Indiana, Illinois, the Indian Territory, and Alaska, land offices are established, in charge of an officer known as Register of the Land Office, where the records of all surveyed lands are kept, and all applications concerning lands in each district are filed and inquiries answered. The public lands are divided into two great classes. The one class have a dollar and a quarter an acre designated as the minimum price, and the other two dollars and a half an acre. Titles to these lands may be acquired by private entry or location under the homestead, preëmption and timber-culture laws; or, as to some classes, by purchase for cash, in the case of lands which may be purchased at private sale, or such as have not been reserved under any law. Such tracts are sold on application to the Land Register, who issues a certificate of purchase, the Receiver giving a receipt for the money paid, subject to the issue of a patent, or complete title, if the proceedings are found regular, by the Commissioner of the General Land Office at Washington.

Entries under land warrants (given mostly for military services under acts of Congress) have fallen off very largely by the absorption of such warrants, there having been no military bounty land warrants provided for on account of services in the late civil war.

Entries under the preëmption law are restricted to heads of families, or citizens over twenty-one, who may settle upon any quarter-section (or 160 acres) and have the right of prior claim to purchase on complying with certain regulations.

The homestead laws give the right to one hundred and sixty acres of a dollar and a quarter lands, or to eighty acres of two dollar and a half lands, to any citizen or applicant for citizenship over twenty-one who will actually settle upon and cultivate the land. This privilege extends only to the surveyed lands, and the title is perfected by the issue of a patent after five years of actual settlement. The only charges in the case of homestead entries are fees and commissions, varying from a minimum of \$7 to a maximum of \$22 for the whole tract entered, according to the size, value or place of record.

Another large class of free entries of public lands is that provided for under the timber-culture acts of 1873-78. The purpose of these laws is to promote the growth of forest trees on the public lands. They give the right to any settler who has cultivated for two years as much as five acres in trees, to an eighty-acre homestead, or if ten acres, to a homestead of one hundred and sixty acres, and a free patent for his land is given him at the end of three years instead of five. The limitation of the homestead laws to one hundred and sixty acres for each settler is extended in the case of timber culture so as to grant as many quarter sections of one hundred and sixty acres each as have been improved by the culture for ten years of forty acres of timber thereon, but the quarter sections must not lie immediately contiguous. The following is the complete list of United States land offices:

Alabama: Huntsville, Montgomery

Arkansas: Little Rock, Camden, Harrison, Dardanelle.

Arizona Territory: Prescott, Florence.

California: San Francisco, Marysville, Humboldt, Stockton, Visalia, Sacramento, Los Angeles, Shasta, Susanville, Bodie.

Colorado: Denver City, Fair Play, Central City, Pueblo, Del Norte, Lake City.

Dakota Territory: Sioux Falls, Springfield, Fargo, Yankton, Bismarck, Deadwood.

Florida: Gainesville.

Idaho Territory: Boise City, Lewiston.

Iowa: Fort Des Moines.

Kansas: Topeka, Salina, Independence, Wichita, Kirwin, Concordia, Larned, Hays City.

Louisiana: New Orleans, Monroe, Natchitoches.

Michigan: Detroit, East Saginaw, Reed City, Marquette.

Minnesota: Taylor's Falls, Saint Cloud, Du Luth, Fergus Falls, Worthington, New Ulm, Benson, Detroit, Redwood Falls.

Mississippi: Jackson.

Missouri: Boonville, Ironton, Springfield.

Montana Territory: Helena, Bozeman.

Nebraska: Norfolk, Beatrice, Lincoln, Niobrara, Grand Island, North Platte, Bloomington.

Nevada: Carson City, Eureka.

New Mexico Territory: Santa Fé, La Mesilla.

Oregon: Oregon City, Roseburg, Le Grand, Lakeview, The Dalles.

Utah Territory: Salt Lake City.

Washington Territory: Olympia, Vancouver, Walla Walla, Colfax.

Wisconsin: Menasha, Falls of St. Croix, Wausau, La Crosse, Bayfield, Eau Claire.

Wyoming Territory: Cheyenne, Evanston.

UNITED STATES PUBLIC LANDS—WHERE THEY LIE.

Statement showing the Number of Acres of Public Lands Surveyed in the Land States and Territories up to June 30, 1880; also, the Total Area of the Public Domain Remaining Unsurveyed.

From the Annual Report of the Commissioner of the General Land Office for 1880.

LAND STATES AND TERRITORIES.	Area of Public Lands in States and Territories.		Number of Acres of Public Lands Surveyed.				Total Area of Public and Indian Lands Remaining Unsurveyed, inclusive of the area of Private Land Claims Surveyed up to June 30, 1880.
	In Acres.	In Square Miles.	Up to June 30, 1879.	Prior to June 30, 1879, not heretofore Reported.	Within the Fiscal Year ending June 30, 1880.	Total up to June 30, 1880.	
1 Alabama.....	32,462,115	50,722	32,462,115			32,462,115	
2 Alaska.....	369,529,600	577,390					369,529,600
3 Arizona.....	72,906,240	113,916	5,499,353		308,521	5,807,874	67,098,366
4 Arkansas....	33,410,063	52,202	33,410,063			33,410,063	
5 California...	100,992,640	157,801	47,979,543	576,875	3,792,630	52,349,048	48,643,592
6 Colorado.....	66,880,000	104,500	23,354,523	92,196	2,775,602	26,222,321	40,657,679
7 Dakota.....	96,596,480	150,932	22,626,770	416,799	62,130,809	25,174,377	71,422,103
8 Florida.....	37,931,520	59,268	30,151,946	23,081		30,175,027	7,756,493
9 Idaho.....	55,228,160	86,294	6,933,429	329,726	225,637	7,488,792	47,739,368
10 Illinois.....	35,465,093	55,414	35,465,093			35,465,093	
11 Indiana.....	21,637,760	33,809	21,637,760			21,637,760	
12 Indian Ter'y	44,154,240	68,991	27,003,990			27,003,990	17,150,250
13 Iowa.....	35,228,800	55,045	35,228,800			35,228,800	
14 Kansas.....	51,770,240	80,891	51,770,240			51,770,240	
15 Louisiana....	26,461,440	41,346	25,232,044		80,505	25,312,548	1,148,892
16 Michigan....	36,128,640	56,541	36,128,640			36,128,640	
17 Minnesota...	53,459,840	83,531	39,536,940	116,224	296,253	39,949,417	13,510,423
18 Mississippi.	30,179,840	47,156	30,179,840			30,179,840	
19 Missouri.....	41,836,931	65,370	41,836,931			41,836,931	
20 Montana.....	92,016,640	143,776	11,062,551		302,414	11,364,964	80,651,676
21 Nebraska....	48,636,800	75,995	40,715,571	159,843	709,179	41,584,593	7,052,207
22 Nevada.....	71,737,600	112,090	12,372,308		928,694	13,301,002	58,436,598
23 N. Mexico...	77,568,640	121,201	8,843,890	75,604	1,624,156	10,543,650	67,024,990
24 Ohio.....	25,576,960	39,964	25,576,960			25,576,960	
25 Oregon.....	60,975,360	95,274	21,913,612	101,187	1,052,222	23,067,020	37,908,340
26 Utah.....	54,064,640	84,476	9,341,375		440,586	9,781,960	44,282,680
27 Washington	44,796,160	69,994	14,736,403	375,177	847,595	15,959,175	28,836,985
28 Wisconsin...	34,511,360	53,924	34,511,360			34,511,360	
29 Wyoming....	62,645,120	97,883	9,079,186		184,450	9,263,635	53,381,485
Total.....	1,814,788,922	2,835,606	734,591,236	2,266,712	15,699,253	752,557,195	1,062,231,727

(a) 208,299.30 acres are embraced in Red Cloud and Spotted Tail Indian Reservations.

(b) 67,063.90 acres are embraced in Red Cloud and Spotted Tail Indian Reservations.

Statistics of Homestead Settlement on the Public Lands.

Statement of Number of Acres entered annually under the Homestead and Timber-Culture Acts, from July 1, 1868, to June 30, 1880, inclusive.

	1869.	1870.	1871.	1872.	1873.	1874.
Homestead Entries.....	Acres. 2,737,365	Acres. 3,698,910	Acres. 4,600,326	Acres. 4,671,332	Acres. 3,793,613	Acres. 3,516,862
Timber culture.....						802,945
	1875.	1876.	1877.	1878.	1879.	1880.
Homestead.....	Acres. 2,353,058	Acres. 2,875,910	Acres. 2,178,098	Acres. 4,418,345	Acres. 5,260,111	Acres. 6,045,571
Timber Culture.....	464,870	607,985	520,672	1,870,434	2,766,574	2,193,184
Total.....	2,820,928	3,483,895	2,698,770	6,288,779	8,026,685	8,238,755



UNITED STATES PATENT-OFFICE BUSINESS.

Comparative Statement of the Business of the Office from 1837 to 1879, inclusive.

From the Report of the Commissioner of Patents, Jan. 30, 1880.

CALENDAR YEAR.	Applica- tions.	Caveats Filed.	Patents Issued.	Cash Received.	Cash Expended.	Surplus.
1837.....			435	\$29,289 08	\$33,506 98	.....
1838.....			520	42,123 54	37,402 10	\$4,721 44
1839.....			425	37,260 00	34,543 51	2,716 49
1840.....	735	228	473	38,056 51	39,020 67	.....
1841.....	847	312	495	40,413 01	52,666 87	.....
1842.....	761	391	517	36,505 68	31,241 48	5,264 20
1843.....	819	315	531	35,315 81	30,776 96	4,538 85
1844.....	1,045	380	502	42,509 26	36,244 73	6,264 53
1845.....	1,246	452	502	51,076 14	39,395 65	11,680 49
1846.....	1,272	448	619	50,264 16	46,158 71	4,105 45
1847.....	1,531	553	572	63,111 19	41,878 35	21,232 84
1848.....	1,628	607	660	67,576 69	58,905 84	8,670 85
1849.....	1,955	595	1,070	80,752 98	77,716 44	3,036 54
1850.....	2,193	602	995	86,927 05	80,100 95	6,816 13
1851.....	2,258	760	869	95,738 61	86,916 93	8,821 60
1852.....	2,639	996	1,020	112,656 34	95,916 91	16,739 48
1853.....	2,673	901	958	121,527 45	132,869 83	.....
1854.....	3,324	868	1,902	163,789 84	167,146 32	.....
1855.....	4,435	906	2,024	216,459 35	179,540 33	36,919 02
1856.....	4,960	1,024	2,502	192,588 02	199,931 02	.....
1857.....	4,771	1,010	2,910	196,132 01	211,582 09	.....
1858.....	5,364	934	3,710	203,716 16	193,193 74	10,522 42
1859.....	6,225	1,097	4,538	245,942 15	210,278 41	35,663 74
1860.....	7,653	1,084	4,819	256,352 59	252,820 80	3,531 79
1861.....	4,643	700	3,340	137,354 44	221,491 91	.....
1862.....	5,038	824	3,521	215,754 99	182,810 39	32,944 60
1863.....	6,014	787	4,170	195,593 29	189,414 14	6,179 15
1864.....	6,932	1,063	5,020	240,919 98	229,868 00	11,051 98
1865.....	10,664	1,937	6,616	348,791 84	274,199 34	74,592 50
1866.....	15,269	2,723	9,450	495,665 38	361,724 28	133,941 10
1867.....	21,276	3,597	13,015	646,581 92	639,263 32	7,318 60
1868.....	20,420	3,705	13,378	681,565 86	628,679 77	52,886 09
1869.....	19,271	3,624	13,986	693,145 81	486,430 78	206,715 03
1870.....	19,171	3,273	13,321	669,456 76	557,149 19	112,307 57
1871.....	19,472	3,366	13,033	678,716 46	560,595 08	118,121 38
1872.....	18,246	3,090	13,590	699,726 39	665,591 36	34,135 03
1873.....	20,414	3,248	12,864	703,191 77	691,178 98	12,012 79
1874.....	21,602	3,181	13,599	738,278 17	679,288 41	58,989 76
1875.....	21,638	3,094	16,288	743,453 36	721,657 71	21,795 65
1876.....	21,425	2,697	17,026	757,987 65	652,542 60	105,445 05
1877.....	20,308	2,809	13,619	732,342 85	613,152 62	119,190 23
1878.....	20,260	2,755	12,935	725,375 55	593,082 89	132,292 66
1879.....	20,059	2,620	12,725	703,931 47	529,638 97	174,292 50
Total.....	370,456	63,556	245,064	13,313,917 56	11,847,515 36	*1,466,402 20

\* Net surplus.

SCHEDULE OF UNITED STATES PATENT FEES.

On filing each application for a Patent.....	\$15
On issuing each Original Patent (17 years).....	20
On application for Re-issue.....	30
On application for extension.....	50
On granting every extension of Patent (7 years).....	50
On each Caveat.....	10
On appeal to Examiners-in-chief.....	10
On appeal to Commissioner of Patents.....	20
On filing a Disclaimer.....	10
On application for Design (3½ years).....	10
On application for Design (7 years).....	15
On application for Design (14 years).....	30
On each Trade-Mark (30 years).....	25
On each Label (28 years).....	6

NOTE.—By decision of the Supreme Court of the United States, rendered Nov. 17, 1879, the Trade-mark law of July 8, 1870, by which Trade-marks were for the first time recognized and protected by act of Congress, was declared unconstitutional. The registry of Trade-marks at the Patent Office is, however, continued to such as seek the benefit of a record, without regard to the ultimate validity of the right.

## THE COPYRIGHT LAWS OF THE UNITED STATES.

EVERY applicant for a copyright must state distinctly the name and residence of the claimant, and whether right is claimed as author, designer, or proprietor. No affidavit or formal application is required.

A printed copy of the title of the book, map, chart, dramatic or musical composition, engraving, cut, print, or photograph, or a description of the painting, drawing, chromo, statue, statuary, or model or design for a work of the fine arts, for which copyright is desired, must be sent by mail or otherwise, prepaid, addressed, "LIBRARIAN OF CONGRESS, WASHINGTON, D. C." This must be done before publication of the book or other article.

A fee of 50 cents, for recording the title of each book or other article, must be inclosed with the title as above, and 50 cents in addition (or one dollar in all) for each certificate of copyright under seal of the Librarian of Congress, which will be transmitted by early mail.

Within ten days after publication of each book or other article, two complete copies must be sent prepaid, to perfect the copyright, with the address, "LIBRARIAN OF CONGRESS, WASHINGTON, D. C."

Without the deposit of copies above required the copyright is void, and a penalty of \$25 is incurred.

No copyright is valid unless notice is given by inserting in every copy published,

"Entered according to act of Congress, in the year —, by —, in the office of the Librarian of Congress, at Washington;" or, at the option of the person entering the copyright, the words: "Copyright, 18—, by —."

The law imposes a penalty of \$100 upon any person who has not obtained copyright who shall insert the notice "Entered according to act of Congress," or "Copyright," or words of the same import, in or upon any book or other article.

Each copyright secures the exclusive right of publishing the book or article copyrighted for the term of twenty-eight years. Six months before the end of that time, the author or designer, or his widow or children, may secure a renewal for the further term of fourteen years, making forty-two years in all.

Any copyright is assignable in law by any instrument of writing, but such assignment must be recorded in the office of the Librarian of Congress within sixty days from its date. The fee for this record and certificate is one dollar.

A copy of the record (or duplicate certificate) of any copyright entry will be furnished, under seal, at the rate of fifty cents.

Copyrights cannot be granted upon Trade-marks, nor upon Labels intended to be used with any article of manufacture. If protection for such prints or labels is desired, application must be made to the Patent Office, where they are registered at a fee of \$6 for labels and \$25 for trade-marks.

## PATENTS ISSUED IN 1879 TO RESIDENTS OF EACH STATE.

*The proportion of patents to population is shown in last column.*

STATES, ETC.	No. of Patents.	One to every—	STATES, ETC.	No. of Patents.	One to every—
Alabama.....	61	16,344	Nevada.....	29	2,025
Arizona Territory.....			New Hampshire.....	95	3,351
Arkansas.....	28	17,303	New Jersey.....	587	1,544
California.....	353	1,649	New Mexico Territory..	2	55,652
Colorado.....	29	1,626	New York.....	2,556	1,717
Connecticut.....	569	945	North Carolina.....	55	19,480
Dakota Territory.....	9	4,500	Ohio.....	902	2,955
Delaware.....	24	5,209	Oregon.....	19	5,363
District of Columbia....	122	1,808	Pennsylvania.....	1,369	2,573
Florida.....	9	20,916	Rhode Island.....	191	1,138
Georgia.....	74	16,002	South Carolina.....	36	19,600
Idaho Territory.....	3	6,861	Tennessee.....	91	13,830
Illinois.....	949	2,676	Texas.....	142	5,767
Indiana.....	359	4,681	Utah Territory.....	7	14,226
Iowa.....	309	3,865	Vermont.....	70	4,722
Kansas.....	81	4,609	Virginia.....	107	11,450
Kentucky.....	156	8,468	Washington Territory...	7	5,347
Louisiana.....	59	12,321	West Virginia.....	49	9,021
Maine.....	112	5,598	Wisconsin.....	215	4,953
Maryland.....	220	3,550	Wyoming Territory.....	5	2,304
Massachusetts.....	1,134	403	U. S. Army.....	6	.....
Michigan.....	391	3,037	U. S. Navy.....	5	.....
Minnesota.....	101	4,416	United States.....	12,077	3,192
Mississippi.....	45	18,398	Foreign.....	648	.....
Missouri.....	283	6,082			
Montana Territory.....	4	9,974	Total.....	12,725	
Nebraska.....	48	2,715			



PENSION STATISTICS OF THE UNITED STATES.

List of Pension Agencies, names of Pension Agents, number of Pensioners on the roll of each agency, June 30, 1880, and the amount disbursed for pensions during the year, together with a comparative statement of the number of pensioners on the roll at the beginning and close of the year ending June 30, 1880.

From the Annual Report of the Commissioner of Pensions for 1880.

Location of Agency.		Name of Pension Agent.	Army.		Navy.		War of 1812.		Disbursements on account of pensions during the year.				Number of Pensioners on the roll.	
City.	State.		Invalids.	Widows, &c.	Inval- lids.	Wid- ows, &c.	Survi- vors.	Widows, &c.	For regular pensions.	For arrears of pensions.	Salary & expenses of pension agents.	Total dis- bursements.	1880.	1879.
Boston .....	Mass.....	D. W. Gooch.....	9,082	7,119	462	397	782	2,044	2,726,029	1,050,452	14,686	3,791,168	19,886	19,175
Chicago .....	Ill.....	Ada C. Sweet.....	12,092	5,744	76	44	461	953	3,247,226	1,889,783	16,350	5,153,359	19,370	18,456
Columbus .....	Ohio.....	A. T. Wikoff.....	12,533	7,875	46	70	818	2,026	3,247,115	1,913,072	18,529	5,178,716	23,368	23,103
Concord.....	N. H.....	E. L. Whitford...	9,419	6,958	140	114	1,275	3,125	2,721,387	1,321,177	17,342	4,059,906	21,031	20,640
Des Moines .....	Iowa.....	B. F. Gue.....	7,871	2,727	.....	.....	247	492	1,894,899	1,119,893	11,175	3,025,967	11,337	10,367
Detroit .....	Mich.....	Sam'l Post.....	6,770	2,972	22	22	365	667	1,452,055	905,852	10,858	2,368,765	10,818	10,748
Indianapolis..	Ind.....	Fred. Kneflor...	9,515	4,628	.....	.....	266	732	2,096,921	1,536,987	13,082	3,646,991	15,145	14,941
Knoxville.....	Tenn.....	D. T. Boynton...	4,209	4,687	78	85	2,194	5,939	2,273,250	974,015	13,642	3,260,907	17,192	16,421
Louisville.....	Ky.....	R. M. Kelly.....	2,355	2,918	6	16	437	969	963,842	596,213	7,476	1,567,532	6,701	6,593
Milwaukee .....	Wis.....	Edwd. Ferguson..	6,704	3,276	25	21	249	377	1,956,190	1,124,643	9,716	3,090,549	10,652	10,023
New York.....	New York..	Chas. R. Coster..	6,607	5,928	462	375	648	1,288	2,151,851	1,287,229	17,221	3,456,292	15,308	14,602
Philadelphia..	Penn.....	H. G. Sickel.....	9,049	5,660	291	312	276	996	2,455,730	1,336,007	15,413	3,807,150	16,584	16,094
Pittsburgh .....	Penn.....	W. A. Herron....	7,715	4,105	39	46	275	739	1,950,868	1,066,509	11,743	3,029,119	12,919	12,225
Saint Louis .....	Mo.....	Rufus Campion..	8,146	3,157	29	18	361	761	2,022,961	1,349,102	11,582	3,383,645	12,472	12,042
San Francisco	Cal.....	W. H. Payne.....	1,119	266	48	13	57	92	233,950	122,068	5,022	361,040	1,595	1,498
Syracuse .....	New York..	Theo. L. Poole...	9,204	6,040	.....	.....	1,005	2,219	2,633,377	1,174,335	15,458	3,823,169	18,468	18,077
Washington... Dist. of Col.	Dist. of Col.	Theoph. Gaines.	10,818	4,712	336	337	422	1,331	3,018,535	1,202,843	14,888	4,236,265	17,956	17,750
Total number of Pensioners on the roll.....			133,212	78,772	2,060	1,870	10,138	24,750	37,046,186	19,970,171	224,183	57,240,540	250,802	242,755
Increase during the year.....			8,062	.....	216	98	.....	3,556	7,403,756	16,038,675	17,582	23,460,014	8,047	.....
Decrease during the year.....			.....	2,402	.....	.....	1,483	.....	.....	.....	.....	.....	.....	.....

Amount paid for Pensions during the last 20 years.....\$455,718,505.70. Average annual pension to each pensioner.....\$103.34

The salaries of pension agents under existing laws are \$4,000 per annum, and an extra allowance or perquisite of 15 cents for each pension voucher above 4000 issued in any year. Out of this, however, pension agents must pay all clerk hire, office rent, postage, and contingent expenses of their offices.

**POST-OFFICE STATISTICS OF THE UNITED STATES—  
1790-1880.**

YEARS.	No. of Post-Offices.	Extent of Post-Routes in Miles.	Revenue of the Department	Expenditure of the Department	Amount paid for Salaries of Postmast'rs	Transport'n of the Mail.
1790 ...	75	1,875	\$37,935	\$32,140	\$8,198	\$22,081
1795.....	453	13,207	160,620	117,893	30,272	75,359
1800....	903	20,817	250,804	213,994	69,243	123,644
1805.....	1,558	31,076	421,373	377,367	111,552	239,635
1810.....	2,300	36,406	551,684	495,969	149,438	327,966
1815.....	3,000	43,748	1,043,065	748,121	241,901	487,779
1816.....	3,260	48,673	961,782	804,422	265,944	521,970
1817.....	3,459	52,089	1,002,973	916,515	303,916	589,189
1818.....	3,618	59,473	1,130,235	1,035,832	346,429	664,611
1819.....	4,000	67,586	1,204,737	1,117,861	375,828	717,881
1820.....	4,500	72,492	1,111,927	1,160,926	352,295	782,425
1821.....	4,650	78,808	1,059,087	1,184,283	337,599	815,681
1822.....	4,709	82,763	1,117,490	1,167,572	355,299	788,618
1823....	4,043	84,860	1,130,115	1,156,995	360,462	767,464
1824.....	5,182	84,860	1,197,758	1,188,019	383,804	768,939
1825.....	5,677	94,052	1,306,525	1,229,043	411,183	785,646
1826.....	6,150	94,052	1,447,703	1,366,712	447,727	885,100
1827.....	7,003	105,336	1,524,633	1,468,959	486,411	942,345
1828.....	7,530	105,336	1,659,915	1,689,945	548,049	1,086,313
1829....	8,004	115,000	1,707,418	1,782,132	559,237	1,153,646
1830.....	8,450	115,176	1,850,583	1,932,708	595,234	1,274,009
1831.....	8,686	115,486	1,997,811	1,936,122	635,028	1,252,226
1832.....	9,205	104,466	2,258,570	2,266,171	715,481	1,482,507
1833.....	10,127	119,916	2,617,011	2,930,414	826,283	1,894,638
1834.....	10,693	119,916	2,823,749	2,910,605	897,317	1,925,544
1835.....	10,770	112,774	2,993,356	2,757,350	945,418	1,719,007
1836.....	11,091	118,264	3,408,323	3,841,766	812,803	1,638,052
1837.....	11,767	141,242	4,236,779	3,544,630	891,352	1,996,727
1838....	12,519	134,818	4,233,733	4,430,662	933,948	3,131,308
1839....	12,780	133,999	4,484,657	4,636,536	980,000	3,285,622
1840.....	13,468	155,739	4,543,522	4,718,236	1,028,925	3,296,876
1841.....	13,778	155,026	4,407,726	4,499,528	1,018,645	3,159,375
1842.....	13,733	149,732	4,546,849	5,674,752	1,147,256	3,087,796
1843....	13,814	142,295	4,296,225	4,374,754	1,426,394	2,947,319
1844....	14,103	144,687	4,237,288	4,296,513	1,358,316	2,938,551
1845....	14,183	143,940	4,289,841	4,320,732	1,409,875	2,905,504
1846.....	14,601	152,865	3,487,199	4,084,297	1,042,079	2,716,673
1847.....	15,146	153,818	3,955,893	3,979,570	1,060,228	2,476,455
1848.....	16,159	163,208	4,371,077	4,326,850	.....	2,394,703
1849....	16,749	163,703	4,905,176	4,479,049	1,320,921	2,577,407
1850....	18,417	178,672	5,552,971	5,212,953	1,549,376	2,965,786
1851.....	19,796	196,290	6,727,867	6,278,402	1,781,686	3,538,064
1852.....	20,901	214,284	6,925,971	7,108,459	1,296,765	4,225,311
1853.....	22,320	217,743	5,940,725	7,982,957	1,406,477	4,906,308
1854.....	23,548	219,935	6,955,586	8,577,424	1,707,708	5,401,382
1855.....	24,410	227,908	7,342,136	9,968,342	2,135,335	6,076,335
1856.....	25,565	239,642	7,620,822	10,405,286	2,102,891	6,765,639
1857.....	26,586	242,601	8,053,952	11,508,058	2,285,610	7,239,333
1858.....	27,977	260,603	8,186,793	12,722,470	2,355,016	8,246,054
1859.....	28,539	260,052	8,668,484	15,754,093	2,453,901	7,157,629
1860.....	28,498	240,594	8,518,067	19,170,610	2,552,868	8,808,710
1861.....	28,586	140,139	8,349,296	13,606,759	2,514,157	5,309,454
1862.....	28,875	134,013	8,299,821	11,125,364	2,340,767	5,853,834
1863.....	29,047	139,598	11,163,790	11,314,207	2,876,983	5,740,576
1864.....	28,878	139,171	12,438,254	12,644,786	3,174,326	5,818,469
1865....	20,550	142,340	14,556,159	13,694,728	3,383,382	6,246,884
1866.....	23,828	180,921	14,386,986	15,352,079	3,454,677	7,630,474
1867.....	25,163	203,245	15,237,027	19,235,483	4,033,728	9,336,286
1868.....	26,481	216,928	16,292,601	22,730,593	4,255,311	10,266,056
1869....	27,106	223,731	18,344,511	23,698,131	4,546,958	10,406,501
1870.....	28,492	231,232	19,772,221	23,998,837	4,673,466	10,884,653
1871.....	30,045	238,359	20,037,045	24,390,104	5,028,382	11,529,395
1872.....	31,863	251,398	21,915,426	26,658,192	5,121,665	15,547,821
1873....	33,244	256,210	22,996,742	29,084,946	5,725,468	16,161,034
1874.....	34,294	269,097	26,477,072	32,126,415	5,818,472	18,881,319
1875.....	35,547	277,873	26,791,360	33,611,309	7,049,936	18,777,201
1876....	36,383	281,798	27,895,908	33,263,488	7,397,397	18,361,048
1877.....	37,345	292,820	27,468,323	33,486,322	7,295,251	18,529,238
1878....	39,258	301,966	29,277,517	34,165,084	7,977,852	19,262,421
1879.....	40,855	316,711	30,041,983	33,449,699	7,185,540	20,012,872
1880.....	42,989	343,888	33,315,479	36,542,804	7,701,418	22,255,984



**BUSINESS OF THE POST-OFFICE DEPARTMENT FOR FISCAL YEAR ENDING JUNE 30, 1880.**

Summarized from the Annual Report of the Postmaster-General, Dec., 1880.

Whole number of letters (domestic) mailed during the year (estimated.)

In plain envelopes .....	467,609,556
In card or return envelopes.....	365,024,920
In official penalty envelopes.....	35,859,096
<b>Total letters.....</b>	<b>866,593,572</b>
Postal Cards mailed during the year.....	276,446,716
Newspapers to subscribers and news agents.....	695,175,624
Magazines to subscribers and news agents.....	53,472,276
Books, circulars and miscellaneous printed matter.....	300,845,480
Articles of merchandise.....	22,634,456
<b>Grand aggregate.....</b>	<b>2,215,168,124</b>
Whole number of letters (foreign) mailed during the year (estimated).....	34,579,702
Whole number of post-offices in operation in the United States.....	42,989
Whole number of contractors for transportation of the mails.....	5,862
Whole length of public mail routes in operation.....	343,888
Length of railroad routes.....	85,320
Length of steamboat routes.....	23,320
Length of other routes.....	235,248
Aggregate cost of mail service.....	\$22,255,984
Aggregate postage on newspapers and periodicals.....	\$1,226,453
Aggregate postage stamps, envelopes, and cards sold.....	\$32,087,342
Number of registered letters and packages mailed.....	6,996,513
Amount of fees on registered matter (in addition to postage).....	\$595,774
Number of dead letters and parcels received.....	3,309,127
Total cost of free delivery service.....	\$2,363,693
Receipts of postage on local matter at free delivery offices.....	\$3,068,797
Number of money orders issued (domestic).....	7,240,537
Amount of money orders purchased (domestic).....	\$100,352,819
Average amount of each money order (domestic).....	\$13,86
Fees received for issue of money orders (domestic).....	\$916,453
Cost of the United States Ocean Mail service.....	\$198,667

**PUBLIC DEBT OF THE UNITED STATES, 1791-1880.**

*Statement of Outstanding Principal of the Public Debt of the United States on the 1st of January of each Year from 1791 to 1842, inclusive; and on the 1st of July of each Year from 1843 to 1880, inclusive.*

From the Annual Report of the Secretary of the Treasury on Finances.

1791.....	\$75,463,476 52	1821.....	\$89,987,427 66	1851.....	\$68,304,796 02
1792.....	77,227,924 66	1822.....	93,546,676 98	1852.....	66,199,341 71
1793.....	80,352,634 04	1823.....	90,875,877 28	1853.....	59,803,117 70
1794.....	78,427,404 77	1824.....	90,269,777 77	1854.....	42,242,222 42
1795.....	80,747,587 39	1825.....	83,788,432 71	1855.....	35,586,858 56
1796.....	83,762,172 07	1826.....	81,054,059 99	1856.....	31,972,537 90
1797.....	82,064,479 33	1827.....	73,987,357 20	1857.....	28,699,831 85
1798.....	79,228,529 12	1828.....	67,475,043 87	1858.....	44,911,881 03
1799.....	78,408,669 77	1829.....	58,421,413 67	1859.....	58,496,837 88
1800.....	82,976,294 35	1830.....	48,565,406 50	1860.....	64,842,287 88
1801.....	83,038,050 80	1831.....	39,123,191 68	1861.....	90,580,873 72
1802.....	86,712,632 25	1832.....	24,322,235 18	1862.....	524,176,412 13
1803.....	77,054,686 30	1833.....	7,001,698 83	1863.....	1,119,772,138 63
1804.....	86,427,120 88	1834.....	4,760,082 08	1864.....	1,815,784,370 57
1805.....	82,312,150 50	1835.....	37,513 05	1865.....	2,680,647,869 74
1806.....	75,723,270 66	1836.....	336,957 83	1866.....	2,773,236,173 69
1807.....	69,218,398 64	1837.....	3,308,124 07	1867.....	2,678,126,103 87
1808.....	65,196,317 97	1838.....	10,434,221 14	1868.....	2,611,687,851 19
1809.....	57,023,192 09	1839.....	3,573,343 82	1869.....	2,588,452,213 94
1810.....	53,173,217 52	1840.....	5,250,875 54	1870.....	2,480,672,427 81
1811.....	48,005,587 76	1841.....	13,594,480 73	1871.....	2,353,211,332 32
1812.....	45,209,737 90	1842.....	20,601,226 28	1872.....	2,253,251,328 78
1813.....	55,962,827 57	1843.....	32,742,922 00	1873.....	2,234,482,993 20
1814.....	81,487,846 24	1844.....	23,461,652 50	1874.....	2,251,690,468 43
1815.....	99,833,660 15	1845.....	15,925,303 01	1875.....	2,232,284,531 95
1816.....	127,334,933 74	1846.....	15,550,202 97	1876.....	2,180,395,067 15
1817.....	123,491,965 16	1847.....	38,826,534 77	1877.....	2,205,301,392 10
1818.....	103,466,633 83	1848.....	47,044,862 23	1878.....	2,256,205,892 53
1819.....	95,529,648 28	1849.....	63,061,858 69	1879.....	2,245,495,072 04
1820.....	91,015,566 15	1850.....	63,452,773 55	1880.....	2,120,415,370 63

## POST-OFFICE BUSINESS BY STATES IN 1880.

Table showing Cost of Carrying the Mail and other Postal Expenditures in each State and Territory, with Receipts from Sale of Postage-Stamps and from all other Sources during the Fiscal Year ending June 30, 1880.

[Condensed from Annual Report of 6th Auditor of the Treasury, Dec., 1880.]

STATES AND TERRITORIES.	Postage-stamps, stamped envelopes, and postal cards.	Total receipts.	Compensation of Postmasters	Transportation by States.	Total expenses	Excess of expenditures over receipts	Excess of receipts over expenditures.
	\$	\$	\$	\$	\$	\$	\$
1 Alabama.....	262,400	274,949	101,553	303,316	461,375	186,425	.....
2 Alaska.....	450	453	222	.....	222	.....	231
3 Arizona.....	31,973	34,834	16,338	373,790	392,457	357,622	.....
4 Arkansas.....	184,408	194,076	86,887	592,734	719,652	525,575	.....
5 California.....	903,627	967,575	207,123	1,137,949	1,631,278	663,703	.....
6 Colorado.....	305,164	343,817	82,336	378,783	533,336	189,519	.....
7 Connecticut.....	644,155	686,232	169,496	228,987	544,035	.....	142,197
8 Dakota.....	99,795	108,104	47,857	238,031	296,707	188,603	.....
9 Delaware.....	78,951	80,628	23,732	25,067	72,900	.....	7,728
10 Dist. Columbia.....	208,776	213,977	3,768	.....	258,934	44,957	.....
11 Florida.....	96,314	101,604	42,926	158,947	224,788	123,184	.....
12 Georgia.....	390,420	407,279	123,944	320,884	589,466	182,187	.....
13 Idaho.....	27,568	29,821	16,088	165,380	184,359	154,538	.....
14 Illinois.....	2,572,473	2,683,244	554,553	1,015,989	2,511,220	.....	172,025
15 Indiana.....	875,523	924,432	302,131	433,183	976,745	52,314	.....
16 Iowa.....	977,445	1,048,423	382,675	490,065	1,067,723	19,300	.....
17 Kansas.....	573,253	610,955	235,775	496,728	852,598	241,643	.....
18 Kentucky.....	493,425	511,110	145,247	364,720	634,717	123,607	.....
19 Louisiana.....	319,964	338,751	65,302	331,678	526,719	187,968	.....
20 Maine.....	488,771	514,390	171,662	232,771	509,520	.....	4,869
21 Maryland.....	580,718	591,283	91,013	342,803	641,734	50,451	.....
22 Massachusetts.....	2,146,651	2,260,308	352,528	340,371	1,503,098	.....	757,210
23 Michigan.....	1,074,100	1,143,471	348,400	432,741	1,003,852	.....	139,619
24 Minnesota.....	505,410	534,645	170,750	295,032	594,405	59,760	.....
25 Mississippi.....	206,524	219,276	101,053	195,915	326,202	106,925	.....
26 Missouri.....	1,288,377	1,323,256	262,131	788,201	1,563,828	240,572	.....
27 Montana.....	52,216	59,652	26,763	201,305	232,194	172,542	.....
28 Nebraska.....	300,648	319,748	113,567	638,313	843,506	523,758	.....
29 Nevada.....	81,331	94,807	41,428	214,346	269,901	175,095	.....
30 New Hampshire.....	291,998	308,276	116,853	103,058	262,946	.....	45,330
31 New Jersey.....	678,622	704,931	187,439	231,184	566,038	.....	138,893
32 New Mexico.....	32,201	34,167	15,268	246,550	265,194	231,027	.....
33 New York.....	6,018,793	6,200,335	739,616	1,529,116	4,384,235	.....	1,816,099
34 North Carolina.....	243,500	252,215	104,041	246,759	402,555	150,340	.....
35 Ohio.....	2,107,799	2,193,586	487,683	1,275,881	2,630,587	437,001	.....
36 Oregon.....	126,960	138,791	50,491	275,738	353,787	214,996	.....
37 Pennsylvania.....	2,888,222	2,981,703	597,003	878,306	2,484,871	.....	496,832
38 Rhode Island.....	240,875	261,511	40,218	41,646	146,872	.....	114,638
39 South Carolina.....	201,822	208,528	69,255	160,311	276,256	67,728	.....
40 Tennessee.....	366,510	377,450	112,080	211,076	461,056	83,606	.....
41 Texas.....	551,898	593,928	211,565	967,340	1,295,811	701,883	.....
42 Utah.....	88,670	94,933	39,184	238,323	298,755	203,822	.....
43 Vermont.....	265,311	276,996	114,938	144,853	290,246	13,250	.....
44 Virginia.....	483,601	495,737	166,430	437,026	722,473	226,736	.....
45 Washington.....	47,628	51,064	23,121	109,651	139,649	88,585	.....
46 West Virginia.....	172,652	176,861	67,684	113,501	213,188	36,327	.....
47 Wisconsin.....	767,015	814,929	256,634	350,522	763,864	.....	51,065
48 Wyoming.....	34,961	37,805	14,667	143,698	162,366	124,561	.....
	31,379,868	32,824,846	7,701,418	18,442,568	36,088,220	7,150,110	3,886,736
Deduct miscellaneous items.....	.....	.....	.....	246,954	182,686	182,686	.....
Add miscellaneous items.....	114,252	188,209	17,366	.....	.....	.....	188,210
Total.....	31,494,120	33,013,056	7,718,784	18,195,614	35,905,534	6,967,424	4,074,946



Amount of Paper Money and Fractional Currency Outstanding in the United States at the Close of each Fiscal Year from 1860 to 1880, Inclusive.

Prepared at the Treasury Department July 1, 1880.

Year Ending June 30.	State Bank Circulation.	National Bank Circulation.	Legal Tender Notes.	Demand Notes.	One and Two Year Notes of 1863.	Compound Interest Notes.	Fractional Currency, Paper.	Fractional Currency, Silver.	Total amount in Currency.	Amount per Capita.	Value of Paper Dollar as compared with Coin, July 1, of each Year.	Value of Currency in Gold.
1860	\$ 207,102,477								\$ 207,102,477	\$ 6.58		
1861	202,005,767								202,005,767	6.30		
1862	183,792,079								333,452,079	10.19	0 86.6	288,769,500
1863	238,677,218			3,351,020					649,867,283	19.44	0 76.6	497,798,339
1864	179,157,717	31,235,270	297,767,114	780,999	89,879,475	15,000,000	20,192,456		833,718,984	24.48	0 38.7	322,649,247
1865	142,919,638	146,137,860	431,178,671	472,603	42,338,710	193,756,080	25,005,829		983,318,686	28.29	0 70.4	692,256,355
1866	19,996,163	281,479,908	400,619,206	272,162	3,454,230	159,012,140	27,070,877		891,904,686	25.14	0 66.0	588,657,093
1867	4,484,112	299,625,379	371,783,597	208,432	1,123,630	122,394,480	28,307,524		826,927,154	22.83	0 71.7	592,906,769
1868	3,163,771	299,762,855	356,000,000	141,723	555,492	28,161,810	32,626,952		720,412,603	19.48	0 70.1	505,009,235
1869	2,558,874	299,929,624	356,000,000	123,739	347,772	2,871,410	32,114,637		693,946,057	18.37	0 73.5	510,050,352
1870	2,222,793	299,766,984	356,000,000	106,256	248,272	2,152,910	39,878,684		700,375,899	18.16	0 85.6	599,521,770
1871	1,968,058	318,261,241	356,000,000	96,505	198,572	768,500	40,582,874		717,875,751	18.14	0 89.0	638,909,418
1872	1,700,935	337,664,795	357,500,000	88,296	167,522	593,520	40,855,835		738,570,904	18.18	0 87.5	646,249,541
1873	1,294,470	347,267,061	356,000,000	79,967	142,105	479,400	44,799,365		750,062,369	17.98	0 86.4	648,053,887
1874	1,009,021	351,981,032	382,000,000	76,732	127,625	415,210	45,881,296		781,490,916	18.23	0 91.0	711,156,734
1875	786,844	354,408,008	375,771,580	70,107	113,375	367,390	42,129,424		773,646,729	17.55	0 87.2	674,619,947
1876	658,938	332,998,336	369,772,284	66,917	104,705	328,760	34,446,595	10,926,938	749,303,474	16.53	0 89.5	671,773,938
1877	521,611	317,048,872	359,764,332	63,962	95,725	296,630	20,403,137	33,185,273	731,379,543	15.68	0 94.7	694,375,247
1878	426,504	324,514,284	346,681,016	62,297	90,485	274,920	16,547,769	39,155,633	729,215,508	15.19	0 99.4	725,083,925
1879	352,452	329,691,697	346,681,016	61,470	86,185	259,090	15,842,606	39,360,529	734,801,995	14.87	1 00.0	734,801,995
1880	299,790	344,505,427	346,681,016	60,975	82,485	242,590	7,214,954	24,061,449	735,522,956	14.46	1 00.0	735,522,956

NOTE 1.—The one and two-year notes of 1863, and the compound-interest notes, though having a legal-tender quality for their face-values, were in fact interest-bearing securities, payable at certain times, as stated on the notes. They entered into circulation for but a few days, if at all, and, since maturity, those presented have been converted into other interest-bearing bonds, or paid for in cash, interest included.

NOTE 2.—The amount of fractional silver in circulation in 1860, 1861, and 1862, cannot be stated. The amounts stated for 1876, 1877, 1878, and 1879, are the amounts coined and issued since January, 1876. To these amounts should be added the amount of silver previously coined which has come into circulation.



**ANALYSIS OF THE PUBLIC DEBT OF THE UNITED STATES,  
FROM JULY 1, 1860, to JULY 1, 1880.**

Official Statement from the Warrant Division, Treasury Department, Washington.

Year end'g June 30.	3 per cent.	4 per cents.	4½ per cents	5 per cents.	6 per cents.	7 3-10 per cents.	Total interest-bearing debt.	Annual interest charge.
	\$	\$	\$	\$	\$	\$	\$	\$
1860.				43,476,300	21,164,538		64,640,838	3,443,687
1861.				33,022,200	57,358,674		90,380,874	5,092,630
1862.		57,926,116		30,483,000	154,313,225	122,582,485	365,304,826	22,048,509
1863.		105,629,385		30,483,000	431,444,814	139,974,435	707,531,634	41,854,148
1864.		77,547,696		300,213,480	842,882,652	139,286,935	1,359,930,763	78,853,487
1865.		90,496,931		245,709,420	1,213,495,170	671,610,397	2,221,311,918	137,742,617
AUG 31								
1865.		618,128		269,175,727	1,281,736,439	830,000,000	2,381,530,294	150,977,697
1866.		121,341,879		201,982,665	1,195,546,041	813,460,622	2,332,331,207	146,068,196
1867.		17,737,025		198,533,435	1,543,452,080	488,344,847	2,248,067,387	138,892,451
1868.	64,000,000	801,361		221,586,185	1,878,303,984	37,397,197	2,202,088,727	128,459,598
1869.	66,125,000			221,588,300	1,874,347,222		2,162,060,522	125,523,998
1870.	59,550,000			221,588,300	1,765,317,422		2,046,455,722	118,784,960
1871.	45,885,000	678,000		274,236,450	1,613,897,300		1,934,696,750	111,949,330
1872.	24,665,000	678,000		414,567,300	1,374,883,800		1,814,794,100	103,988,463
1873.	14,000,000	678,000		414,567,300	1,281,238,650		1,710,483,950	98,049,804
1874.	14,000,000	678,000		510,628,050	1,213,624,700		1,738,930,750	98,796,004
1875.	14,000,000	678,000		607,132,750	1,100,865,550		1,722,676,300	96,355,690
1876.	14,000,000			711,685,800	984,999,650		1,710,685,450	95,104,269
1877.	14,000,000		140,000,000	703,266,650	854,621,850		1,711,888,500	93,160,643
1878.	14,000,000	98,850,000	240,000,000	703,266,650	738,619,000		1,794,735,650	94,654,472
1879.	14,000,000	741,522,000	250,000,000	508,440,350	283,681,350		1,797,643,700	83,773,778
1880.	14,000,000	739,347,800	250,000,000	484,864,300	235,780,400		1,723,993,100	79,633,981

**Analysis of the Public Debt of the United States.—Continued.**

Year end'g June 30.	Debt on which interest has ceased.	Debt bearing no interest.	Outstanding principal.	Cash in the Treasury. July 1.	Total debt, less cash in Treasury.	Population of the U. S.	Debt per capita.	Interest per capita.
	\$	\$	\$	\$	\$		\$	\$
1860.	201,450		64,842,288	4,877,886	59,964,402	31,443,321	1 91	0 11
1861.	199,999		90,580,874	2,862,213	87,718,660	32,064,000	2 74	0 16
1862.	280,195	158,591,390	524,176,412	18,863,660	505,312,752	32,704,000	15 45	0 67
1863.	473,048	411,767,456	1,119,772,138	8,421,401	1,111,350,737	33,365,000	33 31	1 25
1864.	416,335	455,437,271	1,815,784,370	106,332,093	1,709,452,277	34,046,000	50 21	2 32
1865.	1,245,771	458,090,180	2,680,647,869	5,832,013	2,674,815,856	34,748,000	76 98	3 97
AUG 31								
1865.	1,503,020	461,616,311	2,844,649,626	88,218,055	2,756,431,571	35,228,000	78 25	4 29
1866.	935,092	439,969,874	2,773,236,173	137,200,010	2,636,036,163	35,469,000	74 32	4 12
1867.	1,840,615	428,218,101	2,678,126,103	169,974,892	2,508,151,211	36,211,000	69 26	3 84
1868.	1,197,340	408,401,782	2,611,687,851	130,834,438	2,480,853,413	36,973,000	67 10	3 48
1869.	5,260,181	421,131,510	2,588,452,213	155,680,340	2,432,771,873	37,756,000	64 43	3 32
1870.	3,708,641	430,508,064	2,480,672,427	149,502,471	2,331,169,956	38,558,371	60 46	3 08
1871.	1,948,902	416,565,680	2,353,211,332	106,217,264	2,246,994,068	39,555,000	56 81	2 83
1872.	7,926,797	430,530,431	2,253,251,328	103,470,798	2,149,780,530	40,604,000	52 95	2 56
1873.	51,929,710	472,069,332	2,234,482,993	129,020,933	2,105,462,060	41,704,000	50 49	2 35
1874.	3,216,590	509,543,128	2,251,690,468	147,541,315	2,104,149,153	42,856,000	49 10	2 31
1875.	11,425,820	498,182,411	2,232,284,531	142,243,361	2,090,041,170	44,060,000	47 44	2 19
1876.	3,902,420	465,807,196	2,180,395,067	119,469,726	2,060,925,340	45,316,000	45 48	2 10
1877.	16,648,860	476,764,031	2,205,301,392	186,025,961	2,019,275,431	46,624,000	43 31	2 00
1878.	5,594,560	455,875,682	2,256,205,892	256,823,612	1,999,382,280	47,983,000	41 67	1 97
1879.	37,015,630	410,835,742	2,245,495,072	249,080,167	1,996,414,905	49,395,000	40 42	1 69
1880.	7,621,455	388,800,815	2,120,415,370	201,088,623	1,919,326,748	50,858,000	37 74	1 56

NOTE 1.—The annual interest charge is computed upon the amount of outstanding principal at the close of the fiscal year, and is exclusive of interest charge on Pacific Railway bonds.

2.—The statement of population for 1860 and 1870 is by enumeration, and for other years from estimates by E. B. Elliott, of this department.

3.—The slight increase of the interest charge for 1878 is owing to the interest charge on bonds sold for resumption, less the amount saved by refunding at lower rates.

4.—The Temporary Loan, per Act of July 11, 1862, is included in the 4 per cents. from 1862 to 1868 inclusive, with the exception of the amount outstanding for August 31, 1865, this being the date at which the public debt reached its highest point. This loan bore interest from 4 per cent. to 6 per cent., and was redeemable on ten days' notice after thirty days, but being constantly changing, it has been considered more equitable to include the whole amount outstanding as bearing 4 per cent. interest on an average for the year.



NUMBER TONNAGE, AND DISTRIBUTION OF THE SHIPPING OF THE UNITED STATES, JUNE 30, 1880.

STATES AND TERRITORIES IN WHICH DOCUMENTED.	Sailing Vessels.		Steam Vessels.		Canal Boats.		Barges.		Total.	
	No.	Tons.	No.	Tons.	No.	Tons.	No.	Tons.	No.	Tons.
1 Alabama.....	73	7,937	44	7,005			4	349	121	15,290
2 Alaska.....	10	125	1	46					11	171
3 Arizona.....			4	834			4	554	8	1,389
4 California.....	652	117,971	171	75,965			61	8,178	884	202,144
5 Connecticut.....	641	44,299	108	30,046	1	135	73	8,396	823	82,876
6 Delaware.....	159	12,128	21	4,042			2	117	182	16,287
7 Dist. of Columbia..	58	1,920	33	6,851					91	8,771
8 Florida.....	323	25,333	72	8,429					395	33,761
9 Georgia.....	86	9,354	33	11,764					119	21,118
10 Illinois.....	275	66,528	162	16,541			13	3,565	450	86,634
11 Indiana.....			66	5,709			1	695	67	6,404
12 Iowa.....			60	6,111					60	6,111
13 Kentucky.....			53	17,750					53	17,750
14 Louisiana.....	447	31,958	215	58,980			8	800	670	91,739
15 Maine.....	2,556	491,348	85	16,975			2	406	2,643	508,729
16 Maryland.....	1,645	81,856	139	38,742			4	423	1,788	121,021
17 Massachusetts.....	2,136	378,333	152	48,687			11	3,162	2,299	430,182
18 Michigan.....	470	62,105	393	70,426			116	29,664	979	162,196
19 Minnesota.....	1	50	54	6,028			32	2,269	87	8,346
20 Mississippi.....	119	2,970	42	3,971			20	1,653	181	8,594
21 Missouri.....			162	59,669			157	82,276	319	141,975
22 Nebraska.....			29	5,887					29	5,887
23 New Hampshire....	69	9,482	5	206					74	9,688
24 New Jersey.....	906	58,123	113	17,742	216	21,407	68	11,690	1,303	108,962
25 New York.....	2,984	623,681	1,048	357,806	971	78,951	444	89,784	5,447	1,150,222
26 North Carolina.....	289	9,158	41	3,511					330	12,669
27 Ohio.....	196	56,275	222	69,405			67	13,829	485	139,509
28 Oregon.....	38	7,041	91	28,808			6	3,808	135	39,658
29 Pennsylvania.....	655	137,200	460	130,037	44	5,888	539	94,366	1,698	367,491
30 Rhode Island.....	241	16,588	59	24,518					300	41,106
31 South Carolina.....	173	5,017	49	6,414			1	51	223	11,482
32 Tennessee.....			92	14,401					92	14,401
33 Texas.....	230	7,713	32	4,439			2	587	264	12,739
34 Vermont.....	17	938	7	1,531	3	209			27	2,678
35 Virginia.....	1,061	26,638	86	6,717			3	199	1,150	33,554
36 Washington Ter.....	62	23,389	43	5,641					105	29,030
37 West Virginia.....			142	16,712			290	26,707	432	43,419
38 Wisconsin.....	258	50,800	128	23,182			2	101	388	74,083
Total.....	16,830	2,366,258	4,717	1,211,558	1,235	106,590	1,930	383,629	24,712	4,068,034
SUMMARY.										
Atlantic & Gulf Coasts	14,609	1,912,800	2,251	631,302	663	59,430	624	113,247	18,147	2,716,779
Pacific Coast.....	762	148,526	310	111,295			71	12,541	1,143	272,361
Northern Lakes.....	1,459	304,932	931	212,045	572	47,160	165	40,965	3,127	605,102
Western Rivers.....			1,225	256,916			1,070	216,876	2,295	473,792
Total United States.	16,830	2,366,258	4,717	1,211,558	1,235	106,590	1,930	383,629	24,712	4,068,034

Number, Class, and Tonnage of Vessels built in the United States during the Year 1880.

GRAND DIVISIONS.	Sailing Vessels.		Steam Vessels.		Canal Boats.		Barges.		Total.	
	No.	Tons.	No.	Tons.	No.	Tons.	No.	Tons.	No.	Tons.
Atlantic & Gulf Coasts	397	52,673	141	32,974	1	97	50	7,033	589	92,777
Pacific Coast.....	15	937	25	7,643			1	363	41	8,943
Northern Lakes.....	48	5,447	65	14,306	16	1,790	8	1,356	137	22,899
Western Rivers.....			117	23,931			18	8,860	135	32,791
Grand Total.....	460	59,057	348	78,854	17	1,887	77	17,612	902	157,410

RECEIPTS OF THE UNITED STATES FROM MARCH 4, 1789, TO  
JUNE 30, 1880.

YEARS.	Customs.	Internal Revenue.	Direct Tax.	Public Lands.
1789-1791.....	\$ 4,399,473 09	.....	.....	.....
1792.....	3,443,070 85	\$ 208,942 81	.....	.....
1793.....	4,255,306 56	337,705 70	.....	.....
1794.....	4,801,065 28	274,089 62	.....	.....
1795.....	5,588,461 26	337,755 36	.....	.....
1796.....	6,567,987 94	475,289 60	.....	\$ 4,836 13
1797.....	7,549,649 65	575,491 45	.....	83,540 60
1798.....	7,106,061 93	644,357 95	.....	11,963 11
1799.....	6,610,449 31	779,136 44	.....	.....
1800.....	9,080,932 73	809,396 55	\$ 734,223 97	443 75
1801.....	10,750,778 93	1,048,033 43	534,343 38	167,726 06
1802.....	12,438,235 74	621,898 89	206,565 44	188,628 02
1803.....	10,479,417 61	215,179 69	71,879 20	165,675 69
1804.....	11,098,565 33	50,941 29	50,193 44	487,526 79
1805.....	12,936,487 04	21,747 15	21,882 91	540,193 80
1806.....	14,667,698 17	20,101 45	55,763 86	765,245 73
1807.....	15,845,521 61	13,051 40	34,732 56	466,163 27
1808.....	16,363,550 58	8,190 23	19,159 21	647,939 06
1809.....	7,257,506 62	4,034 29	7,517 31	442,252 33
1810.....	8,583,309 31	7,430 63	12,448 68	696,548 82
1811.....	13,313,222 73	2,295 95	7,666 66	1,040,237 53
1812.....	8,958,777 53	4,903 06	859 22	710,427 78
1813.....	13,224,623 25	4,755 04	3,805 52	835,655 14
1814.....	5,998,772 08	1,662,984 82	2,219,497 36	1,135,971 09
1815.....	7,282,942 22	4,678,059 07	2,162,673 41	1,287,959 28
1816.....	36,306,874 88	5,124,708 31	4,253,635 09	1,717,985 03
1817.....	26,283,348 49	2,678,100 77	1,834,187 04	1,991,226 06
1818.....	17,176,385 00	955,270 20	264,333 36	2,606,564 77
1819.....	20,283,608 76	229,593 63	83,650 78	3,274,422 78
1820.....	15,005,612 15	106,260 53	31,586 82	1,635,871 61
1821.....	13,004,447 15	69,027 63	29,349 05	1,212,966 46
1822.....	17,589,761 94	67,665 71	20,961 56	1,803,581 54
1823.....	19,088,433 44	34,242 17	10,337 71	916,523 10
1824.....	17,878,325 71	34,663 37	6,201 96	984,418 15
1825.....	20,098,713 45	25,771 35	2,330 85	1,216,090 56
1826.....	23,341,331 77	21,589 93	6,638 76	1,393,785 09
1827.....	19,712,283 29	19,885 68	2,626 90	1,495,845 26
1828.....	23,205,523 64	17,451 54	2,218 81	1,018,308 75
1829.....	22,681,965 91	14,502 74	11,335 05	1,517,175 13
1830.....	21,922,391 39	12,160 62	16,980 59	2,329,356 14
1831.....	24,224,441 77	6,933 51	10,506 01	3,210,815 48
1832.....	28,465,237 24	11,630 65	6,791 13	2,623,381 03
1833.....	29,032,508 91	2,759 00	394 12	3,967,682 55
1834.....	16,214,957 15	4,196 09	19 80	4,857,600 69
1835.....	19,391,310 59	10,459 48	4,263 33	14,757,600 75
1836.....	23,409,940 53	370 00	728 79	24,877,179 86
1837.....	11,169,290 39	5,493 84	1,687 70	6,776,236 52
1838.....	16,158,800 36	2,467 27	.....	3,730,945 66
1839.....	23,137,924 81	2,553 32	755 22	7,361,576 40
1840.....	13,499,502 17	1,682 25	.....	3,411,818 63
1841.....	14,487,216 74	3,261 36	.....	1,365,627 42
1842.....	18,187,908 76	495 00	.....	1,335,797 52
1843.....	7,046,843 91	103 25	.....	898,158 18
1844.....	26,183,570 94	-1,777 34	.....	2,059,939 80
1845.....	27,528,112 70	3,517 12	.....	2,077,022 30
1846.....	26,712,667 87	2,897 26	.....	2,694,452 48
1847.....	23,747,864 66	375 00	.....	2,498,355 20
1848.....	31,757,070 96	375 00	.....	3,328,642 56
1849.....	28,346,738 82	.....	.....	1,688,959 55
1850.....	39,668,686 42	.....	.....	1,859,894 25
1851.....	49,017,567 92	.....	.....	2,352,305 30
1852.....	47,339,326 62	.....	.....	2,043,239 58



RECEIPTS OF THE UNITED STATES FROM MARCH 4, 1789,  
TO JUNE 30, 1880.

YEARS.	Premiums.	Interest.	Dividends.	Miscellaneous Receipts.	Total Net Ordinary Receipts, Excluding Loans.
1789-1791 .....				\$ 10,478 10	\$ 4,409,951 19
1792 .....			\$ 8,028 00	9,918 65	3,669,960 31
1793 .....			38,500 00	21,410 88	4,652,923 14
1794 .....			303,472 00	53,277 97	5,431,904 87
1795 .....		\$ 4,800 00	160,000 00	28,317 97	6,114,534 59
1796 .....		42,800 00	160,000 00	1,169,415 98	8,377,529 65
1797 .....			80,960 00	399,139 29	8,688,780 99
1798 .....		78,675 00	79,920 00	58,192 81	7,900,495 80
1799 .....			71 040 00	86,187 56	7,546,813 31
1800 .....			71,040 00	152,712 10	10,848,749 10
1801 .....		10,125 00	88,800 00	345,649 15	12,935,330 95
1802 .....			39,960 00	1,500,505 86	14,995,793 95
1803 .....				131,945 44	11,064,097 63
1804 .....				139,075 53	11,826,307 38
1805 .....				40,382 30	13,560,693 20
1806 .....				51,121 86	15,559,931 07
1807 .....				38,550 42	16,398,019 26
1808 .....				21,822 85	17,060,661 93
1809 .....				62,162 57	7,773,473 12
1810 .....				84,476 84	9,384,214 28
1811 .....				59,211 22	14,422,634 09
1812 .....				126,165 17	9,801,132 76
1813 .....		300 00		271,571 00	14,340,409 95
1814 .....		85 79		164,399 81	11,181,625 16
1815 .....	\$ 32,107 64	11,541 74		285,282 84	15,696,916 82
1816 .....	686 09	68,665 16		273,782 35	47,676,985 66
1817 .....		267,819 14	202,426 30	109,761 08	33,099,049 74
1818 .....		412 62	525,000 00	57,617 71	21,585,171 04
1819 .....			675,000 00	57,098 42	24,603,374 37
1820 .....	40,000 00		1,000,000 00	61,338 44	17,840,669 55
1821 .....			105,000 00	152,589 43	14,573,379 72
1822 .....			297,500 00	452,957 19	20,232,427 94
1823 .....			350,000 00	141,129 84	20,540,666 26
1824 .....			350,000 00	127,603 60	19,381,212 79
1825 .....			367,500 00	130,451 81	21,840,858 02
1826 .....			402,500 00	94,588 66	25,260,434 21
1827 .....			420,000 00	1,315,722 83	22,966,363 96
1828 .....			455,000 00	65,126 49	24,763,629 23
1829 .....			490,000 00	112,648 55	24,827,627 38
1830 .....			490,000 00	73,227 77	24,844,116 51
1831 .....			490,000 00	584,124 05	28,526,820 82
1832 .....			490,000 00	270,410 61	31,867,450 66
1833 .....			474,985 00	470,096 67	33,948,426 25
1834 .....			234,349 50	480,812 32	21,791,935 55
1835 .....			506,480 82	759,972 13	35,430,087 10
1836 .....			292,674 67	2,245,902 23	50,826,796 08
1837 .....				7,001,444 59	24,954,153 04
1838 .....				6,410,348 45	26,302,561 74
1839 .....				979,939 86	31,482,749 61
1840 .....				2,567,112 28	19,480,115 33
1841 .....				1,004,054 75	16,860,160 27
1842 .....				451,995 97	19,976,197 25
1843 .....	71,700 83			285,895 92	8,231,001 26
1844 .....	666 60			1,075,419 70	29,320,707 78
1845 .....				361,453 68	29,970,105 80
1846 .....				289,950 13	29,699,967 74
1847 .....	28,365 91			220,808 30	26,467,403 16
1848 .....	37,080 00			612,610 69	35,698,699 21
1849 .....	487,065 48			685,379 13	30,721,077 50
1850 .....	10,550 00			2,064,308 21	43,592,888 88
1851 .....	4,264 92			1,185,166 11	52,555,039 33
1852 .....				464,249 40	49,846,815 60

## Receipts of the United States from 1789 to June 30, 1880.—Continued.

YEARS.	Customs.	Internal Revenue.	Direct Tax.	Public Lands.
1853.....	\$ 58,931,865 52	.....	.....	\$1,667,084 99
1854.....	64,224,190 27	.....	.....	8,470,798 39
1855.....	53,025,794 21	.....	.....	11,497,049 07
1856.....	64,022,863 50	.....	.....	8,917,644 93
1857.....	63,875,905 05	.....	.....	3,829,486 64
1858.....	41,789,620 96	.....	.....	3,513,715 87
1859.....	49,565,824 38	.....	.....	1,756,687 30
1860.....	53,187,511 87	.....	.....	1,778,557 71
1861.....	39,582,125 64	.....	.....	870,658 54
1862.....	49,056,397 62	.....	\$1,795,331 73	152,203 77
1863.....	69,059,642 40	\$ 37,640,787 95	1,485,103 61	167,617 17
1864.....	102,316,152 99	109,741,134 10	475,648 96	588,333 29
1865.....	84,928,260 60	209,464,215 25	1,200,573 03	996,553 31
1866.....	179,046,651 58	309,226,813 42	1,974,754 12	665,031 03
1867.....	176,417,810 88	266,027,537 43	4,200,233 70	1,163,575 76
1868.....	164,464,599 56	191,087,589 41	1,788,445 85	1,348,715 41
1869.....	180,048,426 63	158,356,460 86	765,685 61	4,020,344 34
1870.....	194,538,374 44	184,899,756 49	229,102 88	3,350,481 76
1871.....	206,270,408 05	143,098,153 63	580,355 37	2,388,646 68
1872.....	216,370,286 77	130,642,177 72	.....	2,575,714 19
1873.....	188,089,522 70	113,729,314 14	315,254 51	2,882,312 38
1874.....	163,103,833 69	102,409,784 90	.....	1,852,428 93
1875.....	157,167,722 35	110,007,493 58	.....	1,413,640 17
1876.....	148,071,984 61	116,700,732 03	93,798 80	1,129,466 95
1877.....	130,956,493 07	118,630,407 83	.....	976,253 68
1878.....	130,170,680 20	110,581,624 74	.....	1,079,743 37
1879.....	137,250,047 70	113,561,610 58	.....	924,781 06
1880.....	186,522,064 60	124,009,373 92	30 85	1,016,506 60
Total.....	\$4,438,963,427 40	\$2,672,092,980 77	\$27,648,756 58	\$205,564,319 41

## EXPENDITURES OF THE UNITED STATES FROM MARCH 4, 1789, TO JUNE 30, 1880.

YEARS.	Civil and Miscellaneous.	War.	Navy.	Indians.
1789-1791.....	\$1,083,971 61	\$ 632,804 03	.....	\$ 27,000 00
1792.....	4,672,664 38	1,100,702 09	.....	13,648 85
1793.....	511,451 01	1,130,249 08	.....	27,283 83
1794.....	750,350 74	2,639,097 59	\$ 61,408 97	13,042 46
1795.....	1,378,920 66	2,480,910 13	410,562 03	23,475 68
1796.....	801,847 58	1,260,263 84	274,784 04	113,563 98
1797.....	1,259,422 62	1,039,402 46	382,631 89	62,396 58
1798.....	1,139,524 94	2,009,522 30	1,381,347 76	16,470 09
1799.....	1,039,391 68	2,466,946 98	2,858,081 84	20,302 19
1800.....	1,337,613 22	2,560,878 77	3,448,716 03	31 22
1801.....	1,114,768 45	1,672,944 08	2,111,424 00	9,000 00
1802.....	1,462,929 40	1,179,148 25	915,561 87	94,000 00
1803.....	1,842,635 76	822,055 85	1,215,230 53	60,000 00
1804.....	2,191,009 43	875,423 93	1,189,832 75	116,500 00
1805.....	3,768,598 75	712,781 28	1,597,500 00	196,500 00
1806.....	2,890,137 01	1,224,355 38	1,649,641 44	234,200 00
1807.....	1,697,897 51	1,288,685 91	1,722,064 47	205,425 00
1808.....	1,423,285 61	2,900,834 40	1,884,067 80	213,575 00
1809.....	1,215,803 79	3,345,772 17	2,427,758 50	337,503 84
1810.....	1,101,144 98	2,294,323 94	1,654,244 20	177,625 00
1811.....	1,367,291 40	2,032,828 19	1,965,566 39	151,875 00
1812.....	1,683,088 21	11,817,798 24	3,959,365 15	277,845 00
1813.....	1,729,435 61	19,652,013 02	6,446,600 10	167,358 28
1814.....	2,208,029 70	20,350,806 86	7,311,290 60	167,394 86
1815.....	2,898,870 47	14,794,294 22	8,660,000 25	530,750 00



Receipts of the United States from March 4, 1789, to June 30, 1880.

YEARS.	Premiums.	Interest.	Dividends.	Miscellaneous Receipts.	Total Net Ordinary Receipts, Excluding Loans.
1853.....	\$ 22 50			\$ 988,081 17	\$ 61,587,031 68
1854.....				1,105,352 74	73,800,341 40
1855.....				827,731 40	65,350,574 68
1856.....				1,116,190 81	74,056,699 24
1857.....				1,259,920 88	68,965,312 57
1858.....				1,352,029 13	46,655,365 96
1859.....	709,357 72			1,454,596 24	52,777,107 92
1860.....	10,008 00			1,088,530 25	56,054,599 83
1861.....	33,630 00			1,023,515 31	41,476,299 49
1862.....	68,400 00			915,327 97	51,919,261 09
1863.....	602,345 44			3,741,794 38	112,094,945 51
1864.....	21,174,101 01			30,291,701 86	243,412,971 20
1865.....	11,683,446 89			25,441,556 00	322,031,158 19
1866.....	38,083,055 68			29,036,314 23	519,949,564 38
1867.....	27,787,330 35			15,037,522 15	462,846,679 92
1868.....	29,203,629 50			17,745,403 59	376,434,453 82
1869.....	13,755,491 12			13,997,338 65	357,188,256 09
1870.....	15,295,643 76			12,942,118 30	395,959,833 87
1871.....	8,892,839 95			22,093,541 21	374,431,104 94
1872.....	9,412,637 65			15,106,051 23	364,694,229 91
1873.....	11,560,530 89			17,161,270 05	322,177,673 78
1874.....	5,037,665 22			32,575,043 32	299,941,090 84
1875.....	3,979,279 69			15,431,915 31	284,020,771 41
1876.....	4,029,280 58			24,070,602 31	290,066,584 70
1877.....	405,776 58			18,031,655 46	269,000,586 62
1878.....	317,102 30			15,614,728 09	257,763,878 70
1879.....	1,505,047 63			20,585,697 49	273,827,184 46
1880.....	110 00			21,978,525 01	333,526,610 98
Total.....	\$204,259,220 83	\$485,224 45	\$9,720,136 29	\$402,022,528 06	\$7,757,240,184 02

EXPENDITURES OF THE UNITED STATES FROM MARCH 4, 1789, TO JUNE 30, 1880.

YEARS.	Pensions.	Premiums.	Interest.	Total Net Ordinary Expenditures, Excluding Interest.
1789-1791.....	\$175,813 88		\$1,177,863 03	\$ 1,919,589 52
1792.....	109,243 15		2,373,611 28	5,896,258 47
1793.....	80,087 81		2,097,859 17	1,749,070 73
1794.....	81,399 24		2,752,523 04	3,545,299 00
1795.....	68,673 22		2,947,059 06	4,362,541 72
1796.....	100,843 71		3,239,347 68	2,551,303 15
1797.....	92,256 97		3,172,516 73	2,836,110 52
1798.....	104,845 33		2,955,875 90	4,651,710 42
1799.....	95,444 03		2,815,651 41	6,480,166 72
1800.....	64,130 73		3,402,601 04	7,411,369 97
1801.....	73,533 37		4,411,830 06	4,981,669 90
1802.....	85,440 39		4,239,172 16	3,737,079 91
1803.....	62,902 10		3,949,462 36	4,002,824 24
1804.....	80,092 80		4,185,048 74	4,452,858 91
1805.....	81,854 59		2,657,114 22	6,357,234 62
1806.....	81,875 53		3,368,968 26	6,080,209 36
1807.....	70,500 00		3,369,578 48	4,984,572 89
1808.....	82,576 04		2,557,074 23	6,504,338 85
1809.....	87,833 54		2,866,074 90	7,414,672 14
1810.....	83,744 16		3,163,671 09	5,311,082 28
1811.....	75,043 88		2,585,435 57	5,592,604 86
1812.....	91,402 10		2,451,272 57	17,829,498 70
1813.....	86,989 91		3,599,455 22	28,082,396 92
1814.....	90,164 36		4,593,239 04	30,127,686 38
1815.....	69,656 06		5,990,090 24	26,953,571 00

## Expenditures of the United States from March 4, 1789, to June 30, 1880—Continued.

YEARS.	Civil and Miscellaneous.	War.	Navy.	Indians.
1816.....	\$ 2,989,741 17	\$ 16,012,096 80	\$ 3,908,278 30	\$ 274,512 16
1817.....	3,518,936 76	8,004,236 53	3,314,598 49	319,463 71
1818.....	3,835,839 51	5,622,715 10	2,953,695 00	505,704 27
1819.....	3,067,211 41	6,506,300 37	3,847,640 42	463,181 39
1820.....	2,592,021 94	2,630,392 31	4,387,990 00	315,750 01
1821.....	2,223,121 54	4,461,291 78	3,319,243 06	477,005 44
1822.....	1,967,996 24	3,111,981 48	2,224,458 98	575,007 41
1823.....	2,022,093 99	3,096,924 43	2,503,765 83	380,781 82
1824.....	7,155,308 81	3,340,939 85	2,904,581 56	429,987 90
1825.....	2,748,544 89	3,659,914 18	3,049,083 86	724,106 44
1826.....	2,600,177 79	3,943,194 37	4,218,902 45	743,447 83
1827.....	2,713,476 58	3,948,977 88	4,263,877 45	750,624 88
1828.....	3,676,052 64	4,145,544 56	3,918,786 44	705,084 24
1829.....	3,082,234 65	4,724,291 07	3,308,745 47	576,344 74
1830.....	3,237,416 04	4,767,128 88	3,239,428 63	622,262 47
1831.....	3,064,646 10	4,841,835 55	3,856,183 07	930,738 04
1832.....	4,577,141 45	5,446,034 88	3,956,370 29	1,352,419 75
1833.....	5,716,245 93	6,704,019 10	3,901,356 75	1,802,980 93
1834.....	4,404,728 95	5,696,189 38	3,956,260 42	1,003,953 20
1835.....	4,229,698 53	5,759,156 89	3,864,939 06	1,706,444 48
1836.....	5,393,279 72	11,747,345 25	5,807,718 23	5,037,022 88
1837.....	9,893,370 27	13,682,730 80	6,646,914 53	4,348,036 19
1838.....	7,160,664 76	12,897,224 16	6,131,580 53	5,504,191 34
1839.....	5,725,990 89	8,916,995 80	6,182,294 25	2,528,917 28
1840.....	5,995,398 96	7,095,267 23	6,113,896 89	2,331,794 86
1841.....	6,490,881 45	8,801,610 24	6,001,076 97	2,514,837 12
1842.....	6,775,624 61	6,610,438 02	8,397,242 95	1,199,099 78
1843.....	3,202,713 00	2,908,671 95	3,727,711 53	578,371 00
1844.....	5,645,183 86	5,218,183 66	6,498,199 11	1,256,532 39
1845.....	5,911,760 98	5,746,291 28	6,297,177 89	1,539,351 35
1846.....	6,711,283 89	10,413,370 58	6,455,013 92	1,027,693 64
1847.....	6,885,608 35	35,840,030 33	7,900,635 76	1,430,411 30
1848.....	5,650,851 25	27,688,334 21	9,408,476 02	1,252,296 81
1849.....	12,885,334 24	14,558,473 26	9,786,705 92	1,374,161 55
1850.....	16,043,763 36	9,687,024 58	7,904,724 66	1,663,591 47
1851.....	17,888,992 18	12,161,965 11	8,880,581 38	2,829,801 77
1852.....	17,504,171 45	8,521,506 19	8,918,842 10	3,043,576 04
1853.....	17,463,068 01	9,910,498 49	11,067,789 53	3,880,494 12
1854.....	26,672,144 68	11,722,282 87	10,790,096 32	1,550,339 55
1855.....	24,090,425 43	14,648,074 07	13,327,095 11	2,772,990 78
1856.....	31,794,038 87	16,963,160 51	14,074,834 64	2,644,263 97
1857.....	28,565,498 77	19,159,150 87	12,651,694 61	4,354,418 87
1858.....	26,400,016 42	25,679,121 63	14,053,264 64	4,978,266 18
1859.....	23,797,544 40	23,154,720 53	14,690,927 90	3,490,534 53
1860.....	27,977,978 30	16,472,202 72	11,514,649 83	2,991,121 54
1861.....	23,327,287 69	23,001,530 67	12,387,156 52	2,865,481 17
1862.....	21,385,862 59	389,173,562 29	42,640,353 09	2,327,948 37
1863.....	23,198,382 37	603,314,411 82	63,261,235 31	3,152,032 70
1864.....	27,572,216 87	690,391,048 66	85,704,963 74	2,629,975 97
1865.....	42,989,383 10	1,030,690,400 06	122,617,434 07	5,059,360 71
1866.....	40,613,114 17	283,154,676 06	43,285,662 00	3,295,729 32
1867.....	51,110,223 72	95,224,415 63	31,034,011 04	4,642,531 77
1868.....	53,009,867 67	123,246,648 62	25,775,502 72	4,100,682 32
1869.....	56,474,061 53	78,501,990 61	20,000,757 97	7,042,923 06
1870.....	53,237,461 56	57,655,675 40	21,780,229 87	3,407,938 15
1871.....	60,481,916 23	35,799,991 82	19,431,027 21	7,426,997 44
1872.....	60,984,757 42	35,372,157 20	21,249,809 99	7,061,728 82
1873.....	73,328,110 06	46,323,138 31	23,526,256 79	7,951,704 88
1874.....	*85,141,593 61	42,313,927 22	30,932,587 42	6,692,462 09
1875.....	71,070,702 98	41,120,645 98	21,497,626 27	8,384,656 82
1876.....	73,599,661 04	38,070,888 64	18,963,309 82	5,966,558 17
1877.....	56,252,066 60	37,082,735 90	14,959,935 36	5,277,007 22
1878.....	53,177,703 57	32,154,147 85	17,365,301 37	4,629,280 28
1879.....	65,741,555 49	40,425,660 73	15,125,126 84	5,206,109 08
1880.....	57,508,850 18	38,116,916 22	13,536,984 74	5,945,457 09
Total.....	\$1,515,441,855 51	\$4,313,669,032 48	\$1,012,808,272 97	\$187,158,535 22

\* In this amount is included \$15,500,000 invested under Geneva award.



EXPENDITURES OF THE UNITED STATES, 1789-1880. 69

Expenditures of the United States from March 4, 1789, to June 30, 1880—Continued.

YEARS.	Pensions.	Premiums.	Interest.	Total Net Ordinary Expenditures, Excluding Interest.
1816.....	\$ 188,804 15	.....	\$ 7,822,923 34	\$ 23,373,432 58
1817.....	297,374 43	.....	4,536,282 55	15,454,609 92
1818.....	890,719 90	.....	6,209,954 03	13,808,673 78
1819.....	2,415,939 85	.....	5,211,730 56	16,300,273 44
1820.....	3,208,376 31	.....	5,151,004 32	13,134,530 57
1821.....	242,817 25	.....	5,126,073 79	10,723,479 07
1822.....	1,948,199 40	.....	5,172,788 79	9,827,643 51
1823.....	1,780,588 52	.....	4,922,475 40	9,784,154 59
1824.....	1,499,326 59	.....	4,943,557 93	15,330,144 71
1825.....	1,308,810 57	.....	4,366,757 40	11,490,459 94
1826.....	1,556,593 83	.....	3,975,542 95	13,062,316 27
1827.....	976,138 86	.....	3,486,071 51	12,653,095 65
1828.....	850,573 57	.....	3,098,800 60	13,296,041 45
1829.....	949,594 47	.....	2,542,843 23	12,641,210 40
1830.....	1,363,297 31	.....	1,912,574 93	13,229,533 33
1831.....	1,170,665 14	.....	1,373,748 74	13,864,067 90
1832.....	1,184,422 40	.....	772,561 50	16,516,388 77
1833.....	4,589,152 40	.....	303,796 87	22,713,755 11
1834.....	3,364,285 30	.....	202,152 93	18,425,417 25
1835.....	1,954,711 32	.....	57,863 08	17,514,950 28
1836.....	2,882,797 96	.....	.....	30,868,164 04
1837.....	2,672,162 45	.....	.....	37,243,214 24
1838.....	2,156,057 29	.....	14,996 48	33,849,718 08
1839.....	3,142,750 51	.....	399,833 89	26,496,948 73
1840.....	2,603,562 17	.....	174,598 08	24,139,920 11
1841.....	2,388,434 51	.....	284,977 55	26,196,840 29
1842.....	1,378,931 33	.....	773,549 85	24,361,336 59
1843.....	839,041 12	.....	523,583 91	11,256,508 60
1844.....	2,032,008 99	.....	1,833,452 13	20,650,108 01
1845.....	2,400,788 11	\$ 18,231 43	1,040,458 18	21,895,369 61
1846.....	1,811,097 56	.....	842,723 27	26,418,459 59
1847.....	1,744,883 63	.....	1,119,214 72	53,801,569 37
1848.....	1,227,496 48	.....	2,390,765 88	45,227,454 77
1849.....	1,328,867 64	82,865 81	3,565,535 78	39,933,542 61
1850.....	1,866,886 02	.....	3,782,393 03	37,165,990 09
1851.....	2,293,377 22	69,713 19	3,696,760 75	44,054,717 66
1852.....	2,401,858 78	170,063 42	4,000,297 80	40,389,954 56
1853.....	1,756,306 20	420,498 64	3,665,832 74	44,078,156 35
1854.....	1,232,665 00	2,877,818 69	3,070,926 69	51,967,528 42
1855.....	1,477,612 33	872,047 39	2,314,464 99	56,316,197 72
1856.....	1,296,229 65	385,372 90	1,953,822 37	66,772,527 64
1857.....	1,310,380 58	363,572 39	1,593,265 23	66,041,143 70
1858.....	1,219,768 30	574,443 08	1,652,055 67	72,330,437 17
1859.....	1,222,222 71	.....	2,637,649 70	66,355,950 07
1860.....	1,100,802 32	.....	3,144,120 94	60,056,754 71
1861.....	1,034,599 73	.....	4,034,157 30	62,616,055 78
1862.....	852,170 47	.....	13,190,344 84	456,379,896 81
1863.....	1,078,513 36	.....	24,729,700 62	694,004,575 56
1864.....	4,985,473 90	.....	53,685,421 69	811,283,679 14
1865.....	16,347,621 34	1,717,900 11	77,395,090 30	1,217,704,199 28
1866.....	15,605,549 88	58,476 51	133,067,724 91	385,954,731 43
1867.....	20,936,551 71	10,813,349 38	143,781,591 91	202,947,733 87
1868.....	23,782,386 78	7,001,151 04	140,424,045 71	229,915,088 11
1869.....	28,476,621 78	1,674,680 05	130,694,242 80	190,496,354 95
1870.....	28,340,202 17	15,996,555 60	129,235,498 00	164,421,507 15
1871.....	34,443,894 88	9,016,794 74	125,576,565 93	157,583,827 58
1872.....	28,533,402 76	6,958,266 76	117,357,839 72	153,201,856 19
1873.....	29,359,426 86	5,105,919 99	104,750,688 44	180,488,636 90
1874.....	29,038,414 66	1,395,073 55	107,119,815 21	194,118,985 00
1875.....	29,456,216 22	.....	103,093,544 57	171,529,848 27
1876.....	28,257,395 69	.....	100,243,271 23	164,857,813 36
1877.....	27,963,752 27	.....	97,124,511 58	141,535,497 35
1878.....	27,137,019 08	.....	102,500,874 65	134,463,452 15
1879.....	35,121,482 39	.....	105,327,949 00	161,619,934 53
1880.....	56,777,174 44	.....	95,757,575 11	171,885,382 67
<b>Total.....</b>	<b>\$547,241,335 57</b>	<b>\$65,572,794 67</b>	<b>\$2,105,630,421 61</b>	<b>\$7,576,319,034 75</b>

## SUMMARY OF INTERNAL REVENUE RECEIPTS, FROM ALL SOURCES, FOR EIGHTEEN YEARS, 1863-1880.

From the Annual Reports of the Commissioner of Internal Revenue.

Years.	Spirits.	Tobacco.	Fermented liquors.	Banks and Bankers.	Penalties, etc.	Adhesive Stamps.	Articles and occupations formerly taxed, but now exempt.
	\$	\$	\$	\$	\$	\$	\$
1863.....	5,176,530	3,097,620	1,628,934	.....	27,170	4,140,175	26,932,763
1864.....	30,329,150	8,592,099	2,290,209	2,837,720	193,600	5,894,945	67,008,225
1865.....	18,731,422	11,401,373	3,734,928	4,940,871	520,363	11,162,392	160,638,180
1866.....	33,268,172	16,531,008	5,220,553	3,463,988	1,142,853	15,044,373	236,236,037
1867.....	33,542,952	19,765,148	6,057,501	2,046,562	1,459,171	16,094,718	186,954,423
1868.....	18,655,531	18,730,095	5,955,869	1,866,746	1,256,882	14,852,252	129,863,090
1869.....	45,071,231	23,430,708	6,099,880	2,196,054	877,089	16,420,710	65,943,673
1870.....	55,606,094	31,350,708	6,319,127	3,020,084	827,905	16,544,043	71,567,908
1871.....	46,281,848	33,578,907	7,389,502	3,644,242	636,980	15,342,739	37,136,958
1872.....	49,475,516	33,736,171	8,258,498	4,628,229	442,205	16,177,321	19,053,007
1873.....	52,099,372	34,386,303	9,324,938	3,771,031	461,653	7,702,377	6,329,782
1874.....	49,444,090	33,242,876	9,304,680	3,387,161	364,216	6,136,845	764,880
1875.....	52,081,991	37,303,462	9,144,004	4,097,248	281,108	6,557,230	1,080,111
1876.....	56,426,365	39,795,340	9,571,281	4,006,698	409,284	6,518,488	509,631
1877.....	57,469,430	41,106,547	9,480,789	3,829,729	419,999	6,450,429	238,261
1878.....	50,420,816	40,091,755	9,937,052	3,492,932	346,008	6,380,405	429,659
1879.....	52,570,285	40,135,003	10,729,320	3,198,884	578,591	6,237,538	.....
1880.....	61,185,509	38,870,140	12,829,803	3,350,985	383,755	7,668,394	.....
Total in 18 years.....	767,836,304	505,145,263	133,276,668	57,778,264	10,628,832	185,325,374	1,010,686,588

## COST OF COLLECTION.

The total cost of collecting Internal Revenue in the United States for the fiscal year ended June 30, 1880, was as follows:

For salaries and expenses of collectors.....	\$ 1,798,954.69
For salaries and expenses of revenue agents and sub-officers.....	1,955,000.00
For dies, paper and stamps.....	423,553.15
For expenses of detecting and punishing violations of internal revenue laws.	75,000.00
For salaries of officers, clerks and employees in the office of Commissioner of Internal Revenue.....	253,330.00
Total cost.....	\$ 4,505,842.84
Total collections, (less commissions on sale of stamps).....	\$123,981,916
Being 3.63 per cent. of amount collected.	

## Refunding the Debt.

The great rapidity with which the public debt of the United States has been refunded at 4 per cent. interest, is the most remarkable financial fact of the day. The advantage to the country of placing the debt at 4 per cent. instead of 6 per cent., involves far more than the saving of interest to the taxpayers, which alone amounts to 33 per cent., or about thirty million dollars per annum. The saving in interest reduces correspondingly the annual expenditure of the Government, leaving that amount of money in the hands of the people for investment and use. But the other great advantage of refunding is that nearly the whole debt will be changed from securities held abroad to a loan held and owned by the people of the United States. The calling in of the 6 per cent. bonds, the high rate of interest on which, and the security, caused them to be sought for in Europe, saves the annual drain of specie to pay the interest. This has already reversed the balance of exchanges in the precious metals, the United States becoming an importer of gold and silver, instead of an exporter. The interest on the debt stays at home, fructifying all the channels of our national commerce and industry. Now that the rate of interest is so reduced, foreign investors prefer European securities, British 3 per cent. consols, which can usually be bought below par, or French *rentes*, which draw 5 per cent. interest, while none of our bonds are sold under par. It is now in order for France to refund her national debt, more than six milliards, (over \$1,200,000,000,) of which was placed in 1871-2 at 82½ and 84½, thus actually costing the French Government in interest a fraction over 6 per cent. instead of 5 per cent., which it nominally draws.



AGGREGATE RECEIPTS FROM INTERNAL REVENUE (BY STATES) FOR SEVEN YEARS, 1874-1880.

From the Annual Reports of Commissioner of Internal Revenue.

FISCAL YEARS ENDED JUNE 30.

STATES AND TERRITORIES.	1874.	1875.	1876.	1877.	1878.	1879.	1880.
	\$	\$	\$	\$	\$	\$	\$
1 Alabama.....	135,793	115,689	109,341	108,010	137,970	92,533	135,890
2 Arizona .....	10,043	10,263	11,976	15,520	20,371	24,471	26,984
3 Arkansas. ...	68,877	75,377	68,201	85,850	115,736	115,188	126,089
4 California ...	2,481,841	2,988,033	3,095,040	2,749,594	2,146,790	2,210,735	2,783,634
5 Colorado.....	64,855	70,532	72,669	75,775	83,508	114,936	168,259
6 Connecticut	580,379	627,718	658,115	661,420	580,336	516,281	461,180
7 Dakota.....	11,944	10,040	12,156	22,396	29,954	33,693	41,653
8 Delaware....	357,654	360,331	417,593	470,175	480,937	378,632	304,398
9 Dist. of Col..	115,574	112,227	114,599	26,018	*	*	*
10 Florida.....	133,675	184,778	174,258	165,891	183,823	200,425	204,590
11 Georgia .....	384,623	388,227	362,726	278,279	333,520	318,736	322,074
12 Idaho .....	18,832	19,136	16,994	16,562	19,778	21,884	22,665
13 Illinois....	15,419,721	17,634,627	23,730,694	21,870,203	19,668,791	19,442,583	23,035,614
14 Indiana .....	4,823,496	4,653,789	5,579,126	6,037,220	5,710,838	5,842,138	6,213,636
15 Iowa.....	933,261	1,040,218	1,212,618	1,810,400	958,851	838,837	854,850
16 Kansas.....	149,758	133,686	150,604	139,763	153,358	176,936	252,734
17 Kentucky ...	6,950,279	9,025,588	7,705,593	9,534,425	6,880,614	7,653,862	8,885,545
18 Louisiana ...	982,465	606,264	529,788	626,440	850,641	585,889	712,049
19 Maine.....	128,089	107,473	90,656	79,621	70,696	75,531	76,768
20 Maryland ...	2,351,107	2,760,737	2,577,579	2,705,246	2,320,795	2,262,452	2,393,957
21 Massachu'ts	2,792,303	2,708,014	2,752,216	2,668,727	2,424,364	2,434,104	2,635,653
22 Michigan....	1,788,080	1,931,285	2,066,164	1,821,882	1,602,803	1,653,777	1,611,758
23 Minnesota...	227,356	228,862	248,776	239,462	275,003	305,584	364,689
24 Mississippi..	107,619	96,968	85,165	78,683	86,824	87,272	91,233
25 Missouri....	4,325,486	4,594,875	2,981,942	4,460,063	5,071,233	5,026,143	5,449,654
26 Montana.....	29,028	23,666	20,983	20,730	27,104	30,085	33,714
27 Nebraska ...	276,387	292,472	502,398	602,743	699,821	875,906	912,735
28 Nevada.....	52,549	58,803	67,923	58,312	59,017	60,622	60,455
29 N. Hamp's'e	248,679	299,390	260,261	234,999	228,188	222,899	278,139
30 New Jersey.	1,725,627	2,363,469	3,779,940	4,987,961	5,095,325	4,669,364	4,207,808
31 New Mexico	18,418	22,066	22,162	17,711	19,325	18,576	31,851
32 New York...	15,182,363	15,238,882	14,616,724	14,452,179	14,951,520	15,419,444	16,249,877
33 N. Carolina.	1,485,731	1,630,424	1,671,138	1,775,848	1,818,460	2,411,917	2,354,006
34 Ohio.....	14,985,411	14,662,720	16,587,909	15,474,690	14,770,506	15,889,512	18,018,999
35 Oregon.....	46,773	47,930	49,573	53,100	60,683	68,471	76,982
36 Pennsylv'a..	6,373,672	6,157,960	5,973,432	6,279,046	5,917,422	5,849,180	6,869,930
37 Rhode Isl'd.	233,165	231,978	222,673	233,165	246,760	230,583	210,884
38 S. Carolina..	108,581	122,278	105,804	105,633	119,242	105,229	111,961
39 Tennessee...	664,717	861,645	596,714	897,182	844,485	907,425	1,003,736
40 Texas .....	272,638	258,297	245,709	237,949	265,932	250,649	233,106
41 Utah.....	41,684	31,890	33,332	28,438	43,936	47,413	74,352
42 Vermont....	56,317	58,582	47,125	50,093	44,339	50,159	50,545
43 Virginia.....	6,308,665	7,660,921	7,314,394	7,932,221	6,501,730	6,424,488	5,781,409
44 Washington	17,999	21,147	20,411	21,373	23,011	30,277	27,018
45 W. Virginia.	516,119	508,868	430,978	461,031	326,472	322,620	370,672
46 Wisconsin...	2,369,564	2,722,077	3,308,770	2,867,440	2,431,301	2,621,729	2,698,517
47 Wyoming ...	11,233	11,942	15,063	15,204	15,207	14,197	15,948
Aggregate receipts each year..	96,368,422	103,771,723	110,718,683	112,544,657	104,717,320	106,933,367	116,848,220
Adhesive stamps †.....	6,136,845	6,557,230	6,518,488	6,450,429	6,380,405	6,237,539	7,668,394
Salaries.....	139,472	233	588	98	.....	.....	.....
Collections under Act of May 8, 1872.	.....	216,027	.....	.....	.....	.....	.....
Aggregate receipts from all sources...	102,644,749	110,546,876	117,237,770	118,995,184	111,097,725	113,170,906	124,516,614

\* The District of Columbia, since 1877, forms part of the 3d Maryland District.

† These totals include stamps sold which cannot be apportioned among the States and Territories, inclusive of commissions on the sales.

## UNITED STATES INTERNAL REVENUE TAXES.

[From the Revised Statutes of the United States as amended in 1879.]

Ale, per bbl. of 31 gallons.....	\$1 00
Banks and bankers, on average amount of deposits, each month..... $\frac{1}{4}$ of 1 per ct.	
Banks, savings, and savings institutions, having no capital stock and making no profit on deposits, are exempt from tax on so much of their deposits as is invested in United States securities, and on all sums not exceeding \$2,000 in the name of one person.	
Banks and bankers, on capital, beyond the average amount invested in United States bonds, each month..... $\frac{1}{4}$ of 1 per ct.	
Banks and bankers, on average amount of circulation, each month... $\frac{1}{2}$ of 1 per ct.	
Banks, on average amount of circulation, beyond 90 per cent. of the capital, an additional tax each month..... $\frac{1}{6}$ of 1 per ct.	
Banks, persons, firms, associations, etc., on amount of notes of any person, firm, association (other than a national banking association), corporation, State bank, or State banking association, town, city, or municipal corporation, used and paid out as circulation .....	10 per ct.
Banks, persons, firms, associations (other than national bank associations), and every corporation, State bank, or State banking association, on the amount of their own notes used for circulation and paid out by them..	10 per ct.
Beer, per bbl. of 31 gallons. ....	\$1 00
Brandy, per gallon.....	90
Brewers, manufacturing 500 bbls. or more, annually.....	100 00
— manufacturing less than 500 bbls. annually.....	50 00
Cigars, manufacturers of, special tax.....	10 00
Cigars of all descriptions, made of tobacco or any substitute, per 1,000.....	6 00
Cigarettes, not weighing more than 3 lbs. per 1,000, per 1,000.....	1 75
Cigarettes, weight exceeding 3 lbs. per 1,000, per 1,000.....	6 00
Cigars or cigarettes, imported in addition to import duty to pay same as above.	
Liquors, fermented, per bbl.....	1 00
Liquors, distilled, per gallon.....	90
Liquor dealers (wholesale), special tax.....	100 00
Malt liquor dealers (wholesale).....	50 00
Liquor dealers (retail), special tax... ..	25 00
Malt liquor dealers (retail).....	20 00
Manufacturers of stills.....	50 00
Manufacturers of stills, for each still or worm made.....	20 00
Rectifiers, special tax.....	200 00
Snuff, or snuff flour, manufactured of tobacco, or any substitute, per lb.....	16
Spirits distilled, per proof gallon.....	90
Stamps, for distilled spirits for export, wholesale liquor dealers, special bonded warehouse, distillery warehouse, and rectified spirits.....each	10
Tobacco, all kinds, per lb.....	16
Tobacco, dealers in.....	5 00
Tobacco, manufacturers of.....	10 00
Tobacco, dealers in leaf, wholesale... ..	25 00
Tobacco, dealers in leaf, retail .....	500 00
Tobacco, dealers in leaf, for sales in excess of \$1,000, per dollar of excess....	50
Tobacco pedlers, travelling with more than two horses, mules, etc.....	50 00
Tobacco pedlers, travelling with two horses, mules, or other animals.....	25 00
Tobacco pedlers, travelling with one horse, mule, or other animal.....	15 00
Tobacco pedlers, travelling on foot, or by public conveyance.....	10 00
Tobacco, snuff, and cigars, for export, stamps for, each.....	10
Whiskey, per proof gallon.....	90



Wines and champagne (imitation), not made from grapes grown in the United States, and liquors not made from grapes, currants, rhubarb, or berries, grown in the United States, but rectified or mixed with distilled spirits, or by infusion of any matter in spirits, to be sold as wine or substitute for it, per dozen bottles of more than a pint and not more than a quart.....	\$2 40
Imitation wines, containing not more than one pint, per dozen bottles....	1 20

**STAMP TAXES.**

Bank check, draft, or order for the payment of any sum of money whatsoever, drawn upon any bank, banker, or trust company.....	2 cents.
Playing cards, each pack..	5 cents.

**MEDICINES, PREPARATIONS, COSMETICS, ETC.**

Every packet, box, bottle, pot, vial, or other inclosure, containing any pills, powders, tinctures, troches, or lozenges, syrups, cordials, bitters, anodynes, tonics, plasters, liniments, salves, ointments, pastes, drops, waters, essences, spirits, oils, or other preparations or compositions whatsoever, made and sold, or removed for consumption and sale, by any person or persons whatever, wherein the person making or preparing the same has, or claims to have, any private formula or occult secret or art for the making or preparing the same, or has, or claims to have, any exclusive right or title to the making or preparing the same, or which are prepared, uttered, vended or exposed for sale under any letters-patent, or held out or recommended to the public by the makers, venders, or proprietors thereof as proprietary medicines, or as remedies or specifics, and for every packet, box, bottle, pot, vial, or other inclosure, containing any essence, extract, toilet water, cosmetic, hair oil, pomade, hair dressing, hair restorative, hair dye, tooth wash, dentifrice, tooth paste, aromatic cachous, or any similar articles, by whatsoever name the same have been, now are, or may hereafter be called, known, or distinguished, used or applied, or to be used or applied as perfumes or applications to the hair, mouth, or skin, made, prepared, and sold or removed for consumption and sale in the United States as follows ; where such packet, box, bottle, vial, or other inclosure, with its contents, shall not exceed, at the retail price or value, the sum of twenty-five cents.....

.....	1 cent.
Exceeding twenty-five, and not exceeding fifty cents.....	2 cents.
Exceeding fifty, and not exceeding seventy-five cents.....	3 cents.
Exceeding seventy-five cents, and not exceeding one dollar.....	4 cents.
Exceeding one dollar, for every additional fifty cents or fractional part thereof, an additional.....	2 cents.

**MATCHES, WAX TAPERS, AND CIGAR LIGHTS.**

Friction matches, or lucifer matches, or other articles made in part of wood, and used for like purposes, in parcels or packages containing 100 matches or less, for each parcel or package.....	1 cent.
Packages containing more than 100, and not more than 200 matches.....	2 cents.
And for every additional 100 matches, or fractional parts thereof....	1 cent.
Wax tapers, double the rates upon friction or lucifer matches.	
Cigar lights, made in part of wood, wax, glass, paper, or other materials, in parcels or packages containing 25 lights or less in each parcel or package.	1 cent.
Parcels or packages containing more than 25, and not more than 50 lights. . .	2 cents.
For every additional 25 lights or fractional part of that number, one cent additional.....	1 cent.

## SPECIE VALUE OF IMPORTS AND EXPORTS OF THE UNITED STATES, FROM SEPT. 30, 1789, TO JUNE 30, 1880.

[From the Annual Reports on Commerce and Navigation.]

FISCAL YEAR.	IMPORTS.			FOREIGN EXPORTS.		
	Merchandise.	Coin and bullion.	Total.	Merchandise.	Coin and bullion.	Total.
	Dollars.	Dollars.	Dollars.	Dollars.	Dollars.	Dollars.
1790.....			23,000,000			539,156
1791.....			29,200,000			512,041
1792.....			31,500,000			1,753,098
1793.....			31,100,000			2,109,572
1794.....			34,600,000			6,526,233
1795.....			69,756,268			8,489,472
1796.....			81,436,164			26,300,000
1797.....			75,379,406			27,000,000
1798.....			68,551,700			33,000,000
1799.....			79,069,148			45,523,000
1800.....			91,252,768			39,130,877
1801.....			111,363,511			46,642,721
1802.....			76,333,333			35,774,971
1803.....			64,666,666			13,594,072
1804.....			85,000,000			36,231,597
1805.....			120,600,000			53,179,019
1806.....			129,410,000			60,283,236
1807.....			138,500,000			59,643,558
1808.....			56,990,000			12,997,414
1809.....			59,400,000			20,797,531
1810.....			85,400,000			24,391,295
1811.....			53,400,000			16,022,790
1812.....			77,030,000			8,495,127
1813.....			22,005,000			2,847,845
1814.....			12,965,000			145,169
1815.....			113,041,274			6,583,350
1816.....			147,103,000			17,138,556
1817.....			99,250,000			19,358,069
1818.....			121,750,000			19,426,696
1819.....			87,125,000			19,165,683
1820.....			74,450,000			18,008,029
1821.....	54,520,835	8,064,890	62,585,724	10,824,429	10,478,059	21,302,488
1822.....	79,871,695	3,369,846	83,241,541	11,476,022	10,810,180	22,286,202
1823.....	72,481,371	5,097,896	77,579,267	21,170,635	6,372,987	27,543,622
1824.....	72,170,037	8,378,970	80,549,007	18,322,605	7,014,552	25,337,157
1825.....	90,189,310	6,150,765	96,340,075	23,793,588	8,797,055	32,590,643
1826.....	78,093,511	6,880,966	84,974,477	20,440,934	4,098,678	24,539,612
1827.....	71,332,938	8,151,130	79,484,068	16,431,830	6,971,306	23,403,136
1828.....	81,020,083	7,489,741	88,509,824	14,044,578	7,550,439	21,595,017
1829.....	67,088,915	7,403,612	74,492,527	12,347,344	4,311,134	16,658,478
1830.....	62,720,956	8,155,964	70,876,920	13,145,857	1,241,622	14,387,479
1831.....	95,885,179	7,305,945	103,191,124	13,077,069	6,956,457	20,033,526
1832.....	95,121,762	5,907,504	101,029,266	19,794,074	4,245,399	24,039,473
1833.....	101,047,943	7,070,368	108,118,311	17,577,876	2,244,859	19,822,735
1834.....	108,609,700	17,911,632	126,521,332	21,636,553	1,676,258	23,312,811
1835.....	136,764,295	13,131,447	149,895,742	14,756,321	5,748,174	20,504,495
1836.....	176,579,154	13,400,881	189,980,035	17,767,762	3,978,598	21,746,360
1837.....	130,472,803	10,516,414	140,989,217	17,162,232	4,692,730	21,854,962
1838.....	95,970,288	17,747,116	113,717,404	9,417,690	3,035,105	12,452,795
1839.....	156,496,956	5,595,176	162,092,132	10,626,140	6,868,385	17,494,525
1840.....	98,258,706	8,832,813	107,141,519	12,008,371	6,181,941	18,190,312
1841.....	122,957,544	4,988,633	127,946,177	8,181,235	7,287,846	15,469,081
1842.....	96,075,071	4,087,016	100,162,087	8,078,753	3,642,785	11,721,538
1843.....	42,433,464	22,320,335	64,753,799	5,139,335	1,413,362	6,552,697
1844.....	102,604,606	5,830,429	108,435,035	6,214,058	5,270,809	11,484,867
1845.....	113,184,322	4,070,242	117,254,564	7,584,781	7,762,049	15,346,830
1846.....	117,914,065	3,777,732	121,691,797	7,865,206	3,481,417	11,346,623
1847.....	122,424,349	24,121,289	146,545,638	6,166,754	1,844,404	8,011,158
1848.....	148,638,644	6,360,284	154,998,928	7,986,806	13,141,204	21,128,010
1849.....	141,266,199	6,651,240	147,917,439	8,641,091	4,447,774	13,088,865

Before 1821, the Treasury accounts did not separate merchandise from specie.

The figures for 1843 are for 9 months, the fiscal year having then been changed from Sept. 30 to June 30.



SPECIE VALUE OF IMPORTS AND EXPORTS OF THE UNITED STATES FROM SEPT. 30, 1789, TO JUNE 30, 1880—(Continued).

FISCAL YEAR.	NET IMPORTS (less re-exports).			DOMESTIC EXPORTS.		
	Merchandise.	Coin and bullion.	Total.	Merchandise.	Coin and bullion.	Total.
	Dollars.	Dollars.	Dollars.	Dollars.	Dollars.	Dollars.
1790			22,460,844			19,666,000
1791			28,687,959			18,500,000
1792			29,746,902			19,000,000
1793			28,990,428			24,000,000
1794			28,073,767			26,500,000
1795			61,266,796			39,500,000
1796			55,136,164			40,764,097
1797			48,379,406			29,850,206
1798			35,551,700			28,527,097
1799			33,546,148			33,142,522
1800			52,121,891			31,840,903
1801			64,720,790			47,473,204
1802			40,558,362			36,708,189
1803			51,072,594			42,205,961
1804			48,768,403			41,467,477
1805			67,420,981			42,387,002
1806			69,126,764			41,253,727
1807			78,856,442			48,699,592
1808			43,992,586			9,433,546
1809			38,602,469			31,405,702
1810			61,038,705			42,366,675
1811			37,377,210			45,294,043
1812			68,534,873			30,032,109
1813			19,157,155			25,008,152
1814			12,819,831			6,782,272
1815			106,457,924			45,974,403
1816			129,964,444			64,781,896
1817			79,891,931			68,313,500
1818			102,323,304			73,854,437
1819			67,959,317			50,976,838
1820			56,441,971			51,683,640
1821	43,693,405	12,413,169	41,283,236	43,671,894		43,671,894
1822	68,395,674	17,440,335	60,955,359	49,874,079		49,874,079
1823	51,310,736	11,275,091	50,035,645	47,155,408		47,155,408
1824	53,847,432	1,364,418	55,211,850	50,649,500		50,649,500
1825	66,395,722	12,616,290	63,749,432	66,944,745		66,944,745
1826	57,652,577	2,782,288	60,434,865	52,449,825	605,885	53,055,710
1827	54,901,108	1,179,824	56,080,922	57,878,117	1,043,574	58,921,691
1828	66,975,505	160,698	66,914,807	49,976,632	693,037	50,669,669
1829	54,741,571	3,092,478	57,834,049	55,087,307	612,836	55,700,193
1830	49,575,099	6,914,342	56,489,441	58,524,878	937,151	59,462,029
1831	82,803,110	349,488	83,157,598	59,218,583	2,058,474	61,277,057
1832	75,327,688	1,662,105	76,989,793	61,726,529	1,410,941	63,137,470
1833	83,470,067	4,825,509	88,295,576	69,950,856	366,842	70,317,698
1834	86,973,147	16,235,374	103,208,521	80,623,662	400,500	81,024,162
1835	122,007,974	7,383,273	129,391,247	100,459,481	729,601	101,189,082
1836	158,811,392	9,422,283	168,233,675	106,570,942	345,738	106,916,680
1837	113,310,571	5,823,684	119,134,255	94,280,895	1,283,519	95,564,414
1838	86,552,598	14,712,011	101,264,609	95,560,880	472,941	96,033,821
1839	145,870,816	11,273,209	144,597,607	101,625,533	1,908,358	103,533,891
1840	86,250,335	2,700,872	88,951,207	111,660,561	2,235,073	113,895,634
1841	114,776,309	12,299,213	112,477,096	103,636,236	2,746,486	106,382,722
1842	87,996,318	444,231	88,440,549	91,799,242	1,170,754	92,969,996
1843	37,294,129	20,906,973	58,201,102	77,686,354	107,429	77,793,783
1844	96,390,548	559,620	96,950,168	99,531,774	183,405	99,715,179
1845	105,599,541	13,691,807	101,907,734	98,455,330	844,446	99,299,776
1846	110,048,859	296,315	110,345,174	101,718,042	423,851	102,141,893
1847	116,257,595	22,276,885	138,534,480	150,574,844	62,620	150,637,464
1848	140,651,838	16,780,920	133,870,918	130,203,709	2,700,412	132,904,121
1849	132,565,108	2,203,466	134,768,574	131,710,081	956,874	132,666,955

1. Excess of foreign specie exported over imports.

SPECIE VALUE OF IMPORTS AND EXPORTS OF THE UNITED STATES,  
FROM SEPT. 30, 1789, TO JUNE 30, 1880—(Continued).

FISCAL YEAR.	IMPORTS.			FOREIGN EXPORTS.		
	Merchan- dise.	Coin and bullion.	Total.	Merchan- dise.	Coin and bullion.	Total.
	Dollars.	Dollars.	Dollars.	Dollars.	Dollars.	Dollars.
1850....	173,509,526	4,628,792	178,138,318	9,475,493	5,476,315	14,951,808
1851....	210,771,429	5,453,503	216,224,932	10,295,121	11,403,172	21,698,293
1852....	207,440,398	5,505,044	212,945,442	12,053,084	5,236,298	17,289,382
1853....	263,777,265	4,201,382	267,978,647	13,620,120	3,938,340	17,558,460
1854....	297,623,039	6,939,342	304,562,381	21,631,260	3,218,934	24,850,194
1855....	257,808,708	3,659,812	261,468,520	26,158,368	2,289,925	28,448,293
1856....	310,432,310	4,207,632	314,639,942	14,781,372	1,597,206	16,378,578
1857....	348,428,342	12,461,799	360,890,141	14,917,047	9,058,570	23,975,617
1858....	263,338,654	19,274,496	282,613,150	20,660,241	10,225,901	30,886,142
1859....	331,333,341	7,434,789	338,768,130	14,509,971	6,385,106	20,895,077
1860....	353,616,119	8,550,135	362,166,254	17,333,634	9,599,388	26,933,022
1861....	289,310,542	46,339,611	335,650,153	14,654,217	5,991,210	20,645,427
1862....	189,356,677	16,415,052	205,771,729	11,026,477	5,842,989	16,869,466
1863....	243,335,815	9,584,105	252,919,920	17,960,535	8,163,049	26,123,584
1864....	316,447,283	13,115,612	329,562,895	15,333,961	4,922,979	20,256,940
1865....	238,745,580	9,810,072	248,555,652	29,089,055	3,025,102	32,114,157
1866....	434,812,066	10,700,092	445,512,158	11,341,420	3,400,697	14,742,117
1867....	395,63,100	22,070,475	417,833,575	14,719,332	5,892,176	20,611,508
1868....	357,436,440	14,188,368	371,624,808	12,562,999	10,038,127	22,601,126
1869....	417,506,379	19,807,876	437,314,255	10,951,000	14,222,414	25,173,414
1870....	435,958,408	26,419,179	462,377,587	16,155,295	14,271,864	30,427,159
1871....	520,223,684	21,270,024	541,493,708	14,421,270	14,038,629	23,459,899
1872....	626,595,077	13,743,689	640,338,766	15,690,455	7,079,294	22,769,749
1873....	642,136,210	21,480,937	663,617,147	17,446,483	10,703,028	28,149,511
1874.. }	567,406,342	28,454,906	595,861,248	16,849,619	6,930,719	23,780,338
1875.. }	533,005,436	20,900,717	553,906,153	14,158,611	8,275,013	22,433,624
1876.. }	460,741,190	15,936,681	476,677,871	14,802,424	6,467,611	21,270,035
1877.. }	451,323,126	40,774,414	492,097,540	12,804,996	13,027,499	25,832,495
1878....	437,051,532	29,821,314	466,872,846	14,154,698	6,678,240	20,832,938
1879.....	445,777,775	20,296,000	466,073,775	12,098,651	7,442,406	19,541,057
1880.....	667,954,746	93,034,310	760,989,056	11,692,305	7,795,026	19,487,331

The import values are invoice prices in gold at place of shipment, and the export values are also in specie. From 1862 to 1878, representing the period of suspension of specie payments, an additional column on the right exhibits the currency value of domestic exports, added to the specie of domestic production exported.

Estimated Aggregate Production of the Precious Metals during  
the Twenty-seven Years from 1849 to 1875, inclusive.

COUNTRIES.	Gold.	Silver.	Gold and Silver.
	<i>Million dollars.</i>	<i>Million dollars.</i>	<i>Million dollars.</i>
Entire World.....	2,761.7	1,573.9	4,335.6
United States.....	1,351.6	*265.55	1,617.15
Other Countries.....	1,410.1	1,308.35	2,718.45

\* Seventeen years, 1859 to 1875. The silver mines of the United States were first discovered in 1859.



SPECIE VALUE OF IMPORTS AND EXPORTS OF THE UNITED STATES, FROM SEPT. 30, 1789, TO JUNE 30, 1879—(Continued).

FISCAL YEAR.	NET IMPORTS (less re-exports).			DOMESTIC EXPORTS.			
	Merchandise.	Coin and bullion.	Total.	Merchandise.	Coin and bullion	Total.	Mixed values, gold and cur'cy.
	Dollars.	Dollars.	Dollars.	Dollars.	Dollars.	Dollars.	Dollars.
1850..	164,034,033	1847,523	163,186,510	134,900,233	2,046,679	136,946,912	.....
1851..	200,476,308	15,949,669	194,526,639	178,620,138	18,069,580	196,689,718	.....
1852..	195,387,314	268,746	195,656,060	154,931,147	37,437,837	192,368,984	.....
1853..	250,157,145	263,042	250,420,187	189,869,162	23,548,535	213,417,697	.....
1854..	275,991,779	3,720,408	279,712,187	215,328,200	38,062,570	253,390,870	.....
1855..	231,650,340	1,369,887	233,020,227	192,751,135	53,957,418	246,708,553	.....
1856..	295,650,938	2,610,426	298,261,364	266,438,051	44,148,279	310,586,330	.....
1857..	333,511,295	3,403,229	336,914,524	278,906,713	60,078,352	338,985,065	.....
1858..	242,678,413	9,048,595	251,727,008	251,351,033	42,407,246	293,758,279	.....
1859..	316,823,370	1,049,683	317,873,053	278,392,080	57,502,305	335,894,385	.....
1860..	336,282,485	1,049,253	335,233,232	316,242,423	56,946,851	373,189,274	.....
1861..	274,656,325	40,348,401	315,004,726	204,899,616	23,799,870	228,699,486	.....
1862..	178,330,200	10,572,063	188,902,263	179,644,024	31,044,651	210,688,675	213,069,519
1863..	225,375,280	1,421,056	226,796,330	186,003,912	55,993,562	241,997,474	305,884,998
1864..	301,113,322	8,192,633	309,305,955	143,504,027	100,473,562	243,977,589	320,035,199
1865..	209,656,525	6,784,970	216,441,495	136,940,248	64,618,124	201,558,372	323,743,187
1866..	423,470,646	7,299,395	430,770,041	337,518,102	82,643,374	420,161,476	550,684,277
1867..	381,043,768	16,178,299	397,222,067	279,786,809	54,976,196	334,763,005	440,722,228
1868..	344,873,441	4,150,241	349,023,682	269,389,900	83,745,975	353,135,875	454,301,713
1869..	406,555,379	5,585,462	412,140,841	275,166,697	42,915,966	318,082,663	413,961,115
1870..	419,803,113	12,147,315	431,950,428	376,616,473	43,883,802	420,500,275	499,092,143
1871..	505,802,414	7,231,395	513,033,809	428,398,908	84,403,359	512,802,267	562,518,651
1872..	610,904,622	6,664,395	617,569,017	428,487,131	72,798,240	501,285,371	549,219,718
1873..	624,689,727	10,777,909	635,467,636	505,033,439	73,905,546	578,938,985	649,132,563
1874	550,556,723	21,524,187	572,080,910	569,483,421	59,699,686	629,133,107	693,039,054
1875	518,846,825	12,625,704	531,472,529	499,284,100	83,857,129	583,141,229	643,094,767
1876	445,938,766	9,469,070	455,407,836	415,596,524	.....	415,596,524	415,596,524
1877	438,518,130	27,746,915	466,265,045	525,582,247	50,038,691	575,620,938	644,956,406
1878	422,896,834	23,143,074	446,039,908	410,507,563	.....	410,507,563	410,507,563
1879	433,679,124	12,853,594	446,532,718	589,670,220	43,134,738	632,804,962	676,115,592
1880	656,262,441	85,239,284	741,501,725	413,051,798	.....	413,051,798	413,051,798
				680,683,798	27,054,985	707,738,783	722,779,499
				698,340,790	.....	410,535,857	410,535,857
				823,946,353	17,555,035	715,895,825	717,093,777
					.....	413,158,005	413,158,005
					9,347,893	841,501,388	841,501,388

4. These figures represent additional exports to Canada, by land carriage, not embraced in the United States customs accounts, but from Canadian official reports.

Annual Average Production of the Precious Metals in the World, also in the United States of America, since 1848, the Year of the Discovery of the Gold-fields of California.

COUNTRIES.	EPOCHS.	No. of Years.	Gold.	Silver.	Gold and Silver.
			Million dollars.	Million dollars.	Million dollars.
Entire World.....	1849-'75...	27	102.29	58.29	160.58
United States.....	1849-'75...	27	50.06	.....	59.89
Other Countries.....	1849-'75...	27	52.23	15.62	102.17

**TOTAL IMPORTS INTO THE UNITED STATES.**  
Quantities and Values—Last Two Years.

From the Official Report of the Bureau of Statistics, Treasury Department.	QUANTITIES.		VALUES.	
	Twelve Months ended June 30—		Twelve Months ended June 30—	
	1879.	1880.	1879.	1880.
<b>1. FREE OF DUTY.</b>			<i>Dollars.</i>	<i>Dollars.</i>
<b>ARTICLES.</b>				
Argols.....lbs.	14,011,764	14,445,534	1,903,723	2,105,403
Articles, the produce or manufacture of the United States, brought back.....			3,424,995	5,644,274
<b>BARKS:</b>				
Medicinal—Peruvian, calisaya, Lima, &c. ....lbs.	6,388,641	6,014,625	2,083,522	1,678,113
Barks used for tanning.....			259,853	476,382
Cork bark and wood, unmanufac- tured .....			494,704	662,556
Bolting Cloths.....			254,684	372,227
Books.....			278,468	291,488
Camphor, crude.....lbs.	982,580	2,445,471	141,096	362,862
Chemicals, drugs, dyes and medicines....			4,174,061	6,738,862
Chloride of lime or bleaching powder, lbs.	61,046,124	71,170,256	661,087	985,585
Cocoa, crude, and leaves and shells of. lbs.	5,766,267	7,403,643	1,098,802	1,306,239
Cochineal .....lbs.	1,398,975	1,364,285	716,171	890,168
Coffee .....lbs.	377,848,473	446,850,727	47,356,819	60,360,769
Cotton, raw.....lbs.	2,993,677	3,547,792	499,931	591,120
Cutch or catechu, and terra-japonica or gambier.....lbs.	19,206,473	47,588,639	751,602	1,803,542
Dye-woods, in sticks .....cwts.	1,469,037	1,816,304	1,406,179	1,808,730
Eggs.....doz.	6,022,506	7,773,492	646,735	901,932
<b>FISH, NOT OF AMERICAN FISHERIES:</b>				
Fresh, of all kinds.....lbs.	8,432,835	10,761,307	283,827	320,403
Herring, pickled .....bbls.	55,732	46,723	192,069	154,003
Mackerel, pickled.....bbls.	101,420	112,468	649,721	493,059
All other .....			763,915	912,336
Fur Skins, undressed.....			1,705,999	2,496,277
Guano, (except from bonded islands,) tons	17,801	8,420	636,668	108,735
Gums .....lbs.	12,571,219	17,842,086	1,597,626	2,444,302
Gypsum or plaster Paris, unground..tons.	100,619	120,615	98,796	120,736
<b>HAIR, UNMANUFACTURED:</b>				
Horse-hair, used for weaving.....lbs.	1,063,371	1,849,900	237,732	412,632
Hair of all kinds.....lbs.	2,121,418	3,048,520	324,186	547,439
Hides and skins, other than furs.....			15,959,017	30,002,254
Household and personal effects and wearing apparel, old and in use, of persons arriving from foreign coun- tries.....			1,462,920	2,078,841
India rubber & gutta-percha, crude...lbs.	14,878,584	16,826,099	6,068,088	9,606,239
Indigo.....lbs.	1,611,812	2,625,240	1,488,481	2,752,900
Madder, not including the extract of..lbs.	1,620,533	4,421,636	83,116	212,384
<b>OILS: Whale or fish, not of American fisheries.....galls.</b>	182,625	407,416	80,701	170,525
Vegetable, fixed or expressed...galls.	1,238,836	1,820,422	553,363	761,210
Volatile or essential.....lbs.	504,373	545,244	382,528	641,307
Paintings, statuary and other works of art, of American artists.....			194,132	214,787
<b>PAPER MATERIALS:</b>				
Rags, of cotton or linen.....lbs.	89,962,702	185,188,943	2,402,457	5,474,737
Other materials.....lbs.	31,931,407	58,727,621	793,786	1,562,460
Seeds.....			322,277	590,103
Silk, raw.....lbs.	1,889,776	2,562,236	8,371,025	12,024,699
Soda, nitrate of.....lbs.	76,285,798	67,414,825	1,348,572	1,805,110
Sulphur or brimstone, crude.....tons.	65,919	83,238	1,487,698	1,927,798
Tea.....lbs.	60,194,673	72,162,936	14,577,618	19,782,631
Tin in bars, blocks or pigs.....cwts.	143,512	293,060	2,312,297	6,223,176
Wood, unmanufactured.....			1,758,652	2,884,579
Articles admitted free under reciprocity treaty with Hawaiian Islands.....			3,131,273	4,464,463
All other free articles.....			7,260,533	10,130,488
<b>TOTAL IMPORTS FREE OF DUTY.....</b>			142,681,505	208,301,863



TOTAL IMPORTS INTO THE UNITED STATES.

Quantities and Values—Last Two Years.

From the Official Report of the Bureau of Statistics, Treasury Department.	QUANTITIES.		VALUES.	
	Twelve Months ended June 30—		Twelve Months ended June 30—	
	1879.	1880.	1879.	1880.
<b>2. DUTIABLE.</b>				
<b>ARTICLES.</b>			<i>Dollars.</i>	<i>Dollars.</i>
Animals, living.....			2,794,129	3,739,996
Beer, ale, porter, and other malt li- quors.....galls.	897,487	1,007,297	688,806	683,485
Books, pamphlets, engravings and other publications .....			1,778,657	2,196,400
Brass, and manufactures of.....			269,924	387,198
<b>BREADSTUFFS, AND OTHER FARINACEOUS FOOD:</b>				
Barley.....bush.	5,720,979	7,135,258	5,402,680	4,527,921
Barley, malt.....bush.	537,995	1,023,447	460,450	829,571
Bread and biscuit.....lbs.	94,446	143,347	14,806	23,263
Indian corn or maize.....bush.	33,869	58,876	33,612	65,364
Oats.....bush.	13,395	489,576	4,509	152,659
Rice.....lbs.	70,271,247	51,943,609	2,009,372	1,316,132
Rye.....bush.	477,762	532,585	246,528	373,558
Wheat.....bush.	2,011,291	462,882	1,794,562	534,475
Wheat flour.....bbls.	12,606	5,161	59,756	28,532
Meal, or flour made from oats, In- dian corn, rye and buckwheat.....			44,374	54,310
Peas, beans and other seeds of legu- minous plants.....bush.	369,822	342,258	303,766	296,927
All other farinaceous food, and prep- arations of, including arrowroot, pearl or hulled barley, &c.....			239,658	349,599
Bristles.....lbs.	417,234	984,285	474,368	1,009,495
Buttons of all kinds, including button materials partly fitted for buttons ex- clusively .....			3,197,070	3,877,103
Chemicals, drugs, dyes and medicines....			4,670,550	5,764,698
Chicory, ground or prepared and root..lbs	4,002,566	3,877,144	144,688	142,243
<b>CLOTHING, (except of silk, and except hosiery, &amp;c., of cotton or wool:)</b>				
Cut and sewed together.....			201,088	415,550
Articles of wear.....			970,208	1,030,349
Coal, bituminous.....tons.	491,473	477,517	1,724,466	1,593,505
Cocoa, manufactured, not including cho- colate.....lbs.	60,760	104,487	17,370	30,096
<b>COPPER, AND MANUFACTURES OF:</b>				
Ore.....cwts.	2,152	40,743	20,689	185,080
Pigs, bars, ingots, old and other un- manufactured.....lbs.	154,955	5,262,086	17,961	821,329
Manufactures of.....			276,746	409,803
Cordage, rope and twine of all kinds..lbs	307,179	871,390	37,356	101,241
<b>COTTON, MANUFACTURES OF:</b>				
Bleached and unbleached...sq. yards.	6,673,088	9,466,163	789,359	1,020,277
Printed, painted or col'd.....sq. yards.	5,195,126	9,341,639	707,064	1,179,999
Hosiery, shirts and drawers.....			4,997,335	7,514,989
Jeans, denims, drillings, &c....sq yds.	1,043,268	6,422,387	141,066	1,067,669
Other manufactures of.....			13,293,486	19,146,432
Earthen, stone and china ware.....			4,082,787	5,650,267
Fancy goods.....			4,119,217	5,983,163
<b>FISH, NOT OF AMERICAN FISHERIES:</b>				
Herring, pickled.....bbls.	18,950	26,168	189,204	288,407
Mackerel, pickled.....bbls.	2		14	
Sardines and anchovies, preserved in oil .....			912,391	1,102,410
All other.....			118,050	132,684
<b>FLAX, AND MANUFACTURES OF:</b>				
Flax, raw.....tons.	2,935	4,378	969,451	1,248,919
Manufactures of, by yard.....			11,817,647	18,659,218
Other manufactures of.....			2,876,190	3,822,189
Fruits of all kinds, including nuts.....			10,330,511	13,270,678

## Total Imports into the United States, 1879-80.—Continued.

From the Official Report of the Bureau of Statistics, Treasury Department.	QUANTITIES.		VALUES.	
	Twelve months ended June 30—		Twelve Months ended June 30—	
	1879.	1880.	1879.	1880.
2. DUTIABLE.			<i>Dollars.</i>	<i>Dollars.</i>
Furs and dressed fur-skins.....			2,810,291	3,927,835
GLASS, AND GLASSWARE:				
Cylinder, crown or common win- dow.....lbs.	20,256,069	44,566,788	595,070	1,439,285
Cylinder and crown, polished...sq. ft.	38,940	61,004	11,110	15,602
Fluted, rolled or rough plate.....sq. ft.	169,361	563,760	6,527	22,799
Cast polished plate, not silvered...sq. ft.	1,553,073	2,131,666	699,459	835,658
Cast polished plate, silvered.....sq. ft.	1,986,806	2,897,747	575,549	911,144
Other manufactures of.....			1,334,764	1,997,024
HAIR, (excepting that of the alpaca goat, and other like animals,) AND MANUFAC- TURES OF:				
Hair, human and manufactures of.....			185,576	275,277
Hair, other and manufactures of.....			195,437	647,610
HEMP, AND MANUFACTURES OF:				
Raw.....tons.	17,711	24,902	1,829,008	3,068,004
Manufactures of, by yard.....sq. yds.	30,645	262,666	9,061	70,738
Other manufactures of.....			98,600	152,837
India rubber and gutta-percha, manufac- tures of.....			174,137	312,051
IRON AND STEEL, AND MANUFACTURES OF:				
Pig iron.....lbs.	196,171,339	1,690,432,637	1,924,128	14,654,227
Castings.....lbs.	156,962	107,854	6,357	3,387
Bar iron.....lbs.	53,967,822	251,902,056	1,224,035	5,197,510
Boiler iron.....lbs.	24,591	484,893	879	11,504
Band, hoop and scroll iron.....lbs.	27,473	35,063,200	645	719,189
Railroad bars or rails, of iron.....lbs.		193,729,467		2,790,759
Sheet-iron.....lbs.	2,760,243	23,705,306	153,417	865,820
Old and scrap iron.....tons.	11,052	631,690	130,757	13,301,917
Hardware.....			111,231	163,056
Anchors, cables and chains of all kinds.....lbs.	1,078,790	3,305,359	55,332	157,752
Machinery.....			549,875	1,227,610
Fire-arms.....			576,702	830,350
Steel ingots, bars, sheets and wire....			1,281,942	4,598,407
Railroad bars or rails, of steel.....lbs.	5,848,877	148,522,037	70,071	2,161,527
Cutlery.....			1,171,924	1,741,991
Files.....			91,719	157,734
Saws and tools.....			6,281	5,139
Other manufactures of iron and steel.			2,091,853	5,126,129
Jewelry, and all manufactures of gold and silver.....			299,512	347,271
JUTE AND OTHER GRASSES, AND MANUFAC- TURES OF.....				
Raw.....tons.	69,590	82,471	3,781,037	5,075,945
Manufactures of by yard.....sq. yds.	2,236	4,514	360	1,584
Gunny cloth, gunny bags, and manu- factures of, used for bagging....lbs.	2,856,195	1,949,260	146,660	89,614
Other manufactures of.....			1,629,750	2,764,342
LEAD, AND MANUFACTURES OF:				
Pigs, bars and old.....lbs.	1,671,122	8,742,118	62,908	325,076
Manufactures of.....			1,432	2,037
LEATHER, AND MANUFACTURES OF:				
Leather of all kinds.....lbs.	5,948,836	13,372,666	3,667,564	7,623,769
Gloves of kid, and all other of skin or leather, dozen pairs.....	676,928	663,813	3,317,788	3,670,525
Other manufactures of.....			571,502	910,739
Marble and stone, and manufactures of..			689,288	888,874
Metals, metal composition and manufac- tures of.....			824,557	1,300,497
Musical instruments.....			627,722	917,778
OILS: Coal and other mineral oils...galls.	331,591	389	20,941	152
Whale and fish, not of American fisheries.....galls.	61,509	92,819	45,903	55,133
Olive, salad.....galls.	192,326	264,762	354,582	442,935



Total Imports into the United States, 1879-80.—Continued.

From the Official Report of the Bureau of Statistics, Treasury Department.	QUANTITIES.		VALUES.	
	Twelve Months ended June 30—		Twelve Months ended June 30—	
	1879.	1880.	1879.	1880.
			Dollars.	Dollars.
<b>2. DUTIABLE.</b>				
<i>OILS—Continued.</i>				
Olive, not salad.....galls.	143,742	118,369	97,620	83,543
All other vegetable, fixed.....galls.	465,696	655,416	252,852	329,881
Volatile or essential.....lbs.	144,587	242,849	173,462	336,917
Opium, and extract of.....lbs.	405,957	533,451	1,809,696	2,786,606
Paintings, chromo-lithographs, photographs and statuary.....			1,074,907	2,104,565
<b>PAINTS:</b>				
White lead.....lbs.	1,260,157	1,866,501	75,660	105,768
Red lead and litharge.....lbs.	171,435	236,754	8,355	11,224
Whiting and Paris white.....lbs.	1,366,253	1,732,656	5,977	7,109
Other paints and painters' colors.....			669,588	984,703
<b>PAPER, AND MANUFACTURES OF:</b>				
Printing paper.....lbs.	30,470	1,077,967	3,069	75,936
Writing paper.....			17,562	28,167
Paper-hangings and other paper.....			106,983	130,948
Papier-machi, and other manufactures of paper, including parchment.....			1,058,768	1,436,069
Perfumery and cosmetics.....			294,363	390,392
Potatoes.....bush.	2,624,149	721,768	1,345,744	276,454
Precious stones.....			3,842,007	6,698,478
Provisions (meats, poultry, lard, butter, cheese, &c.) not including vegetables.....			819,226	1,234,992
Salt.....lbs.	906,615,513	963,970,711	1,776,741	1,837,432
Saltpetre, (nitrate of potash.).....lbs.	9,376,734	14,155,481	384,827	553,595
<b>SEEDS:</b>				
Flaxseed or linseed.....bush.	1,009,261	1,464,195	1,613,001	2,261,049
All other.....			278,559	428,076
<b>SILK, MANUFACTURES OF:</b>				
Dress and piece goods.....			16,100,162	20,924,176
Hosiery.....			155,471	358,367
Other manufactures of.....			7,757,765	10,906,147
<b>SODA, AND SALTS OF:</b>				
Bicarbonate.....lbs.	2,725,774	8,367,441	66,069	143,654
Carbonate, including sal-soda and soda-ash.....lbs.	237,060,202	322,191,592	3,055,372	4,592,902
Caustic soda.....lbs.	45,774,916	44,791,535	1,187,625	1,083,757
Acetate, sulphate, phosphate, and all other salts of soda.....lbs.	2,455,212	1,617,836	25,990	21,946
Spices of all kinds; also ginger, ground; pepper and mustard.....lbs.	16,369,958	21,317,469	1,823,171	2,428,657
Straw and palm-leaf, manufactures of.....			2,568,679	3,947,002
<b>SUGAR AND MOLASSES:</b>				
Brown sugar.....lbs.	1,741,650,489	1,731,389,785	67,820,101	74,716,586
Refined sugar.....lbs.	130,552	15,654	8,656	1,349
Molasses.....galls.	38,365,575	38,008,930	7,188,388	8,705,243
Melada and syrup of sugar-cane.....lbs.	50,888,121	36,339,537	1,442,256	1,183,402
Candy and Confectionery.....lbs.	37,522	53,684	6,537	9,219
Sulphur, refined.....cwts.	5,126	3,175	10,963	5,530
<b>TIN, MANUFACTURES OF:</b>				
In plates.....cwts.	2,469,081	3,385,740	10,147,460	17,223,266
Other manufactures of.....			54,107	62,808
<b>TOBACCO, AND MANUFACTURES OF:</b>				
Leaf.....lbs.	6,593,466	9,759,355	3,545,515	4,911,086
Cigars.....lbs.	619,280	652,402	2,266,910	2,404,812
Other manufactures of.....			76,451	86,402
Watches, watch movements and materials.....			920,599	1,529,948
<b>WINE, SPIRITS AND CORDIALS.</b>				
Spirits and cordials in casks..proof				
.....galls.	1,192,077	1,237,594	1,248,924	1,489,250
Spirits and cordials in bottles.....doz.	88,211	122,830	448,576	600,811
Wine in casks.....galls.	4,080,938	4,087,332	2,054,700	2,356,705
Wine in bottles.....doz.	298,715	407,328	2,284,833	3,289,766

## Total Imports into the United States, 1879-80.—Continued.

From the Official Report of the Bureau of Statistics, Treasury Department.	QUANTITIES.		VALUES.	
	Twelve Months ended June 30—		Twelve Months ended June 30—	
	1879.	1880.	1879.	1880.
2. DUTIABLE.				
WOOD, MANUFACTURES OF:				
Cabinet ware, house furniture and all manufactures of wood.....			924,464	1,122,016
Boards, deals, plank, joists and scantling.....M feet.	355,304	515,343	3,292,042	5,086,880
Shingles.....M.	48,710	59,402	93,619	117,347
Timber, sawed or hewn, wholly or in part.....			4,737	10,332
Other lumber.....			184,227	314,023
WOOL, SHEEP'S AND HAIR OF THE ALPACA GOAT AND OTHER LIKE ANIMALS, AND MANUFACTURES OF:				
Unmanufactured.....lbs.	39,005,155	128,131,747	5,034,545	23,727,650
Cloths and cassimeres.....			6,255,195	10,773,912
Woolen rags, shoddy, mungo, waste and flocks.....lbs.	92,614	1,388,233	22,121	297,196
Shawls.....			1,367,927	1,364,608
Blankets.....			1,675	5,032
Carpets.....sq. yards.	257,686	1,543,535	367,105	1,237,431
Dress goods.....sq. yards.	49,732,403	66,400,204	12,436,861	15,360,542
Hosiery, shirts and drawers.....			393,825	611,912
Other manufactures of.....			3,511,112	4,260,460
ZINC, SPELTER OR TUTENEGUE AND MANU- FACTURES OF:				
In blocks or pigs.....lbs.	1,390,637	8,514,826	52,182	393,334
In sheets.....lbs.	1,177,080	5,101,902	56,312	260,056
All other dutiable articles.....			3,868,610	6,782,132
TOTAL VALUE OF DUTIABLE MER- CHANDISE.....			303,096,270	459,652,883
TOTAL VALUE OF MERCHANDISE FREE OF DUTY.....			142,681,505	208,301,863
TOTAL VALUE OF MERCHANDISE IM- PORTED.....			445,777,775	667,954,746
TOTAL VALUE OF COIN AND BUL- LION IMPORTED.....			20,296,000	93,034,310
TOTAL IMPORTS.....			466,073,775	760,989,056
Brought in American Vessels.....			143,590,353	164,087,606
Brought in Foreign Vessels.....			310,499,599	579,394,159
Brought in Cars and other land vehicles.....			11,983,823	17,507,291
			466,073,775	760,989,056
SUMMARY OF SPECIE IMPORTS:				
Gold Bullion.....			1,297,244	20,337,445
Gold Coin—American.....			3,654,859	18,207,559
Gold Coin—Foreign.....			672,845	42,213,392
TOTAL GOLD IMPORTED.....			5,624,948	80,758,396
Silver Bullion.....			2,447,888	1,981,425
Silver Coin:—American Trade Dollars.....				783,062
Other American.....			5,873,151	2,508,401
Foreign.....			6,350,013	7,003,026
TOTAL SILVER IMPORTED.....			14,671,052	12,275,914



## TOTAL EXPORTS FROM THE UNITED STATES.

Quantities and Values—Last Two Years.

From the Official Report of the Bureau of Statistics, Treasury Department.	QUANTITIES.		VALUES.	
	Twelve Months ended June 30—		Twelve Months ended June 30—	
	1879.	1880.	1879.	1880.
<b>1. EXPORTS OF MERCHANDISE OF DOMESTIC PRODUCTION.</b>				
ARTICLES.			<i>Dollars.</i>	<i>Dollars.</i>
Acids .....lbs.	2,523,690	2,442,747	65,826	71,231
<b>AGRICULTURAL IMPLEMENTS:</b>				
Fanning mills.....No.	50	4	8,042	305
Horse powers.....No.	30	28	17,147	11,682
Mowers and reapers.....No.	9,412	6,919	893,972	768,945
Plows and cultivators.....No.	21,975	21,254	159,822	169,211
All other .....			1,854,405	1,295,599
<b>ANIMALS, LIVING:</b>				
Hogs.....No.	75,129	83,434	700,262	421,089
Horned cattle.....No.	136,720	182,756	8,379,200	13,344,195
Horses.....No.	3,915	3,060	770,742	675,139
Mules.....No.	4,153	5,198	530,989	532,362
Sheep.....No.	215,689	209,137	1,082,938	892,647
All other and fowls .....			23,623	16,688
Ashes, pot and pearl.....lbs.	1,060,691	1,231,528	61,266	110,578
Bark, for tanning.....			130,939	210,126
<b>BEER, ALE AND PORTER:</b>				
In bottles.....doz.	125,873	146,739	204,282	262,450
In casks.....galls.	93,014	111,308	34,987	36,368
Bells, and bell and bronze metal.....			17,740	15,866
Billiard tables and apparatus.....			39,563	23,390
Blacking.....			142,011	163,021
Bones and bone dust.....cwt.	42,397	32,680	70,800	46,431
Bone black, ivory black & lamp black.....lbs	1,026,127	1,249,958	48,347	66,069
Books, pamphlets, maps and other publications.....			725,404	626,630
Brass, and manufactures of.....			200,871	183,468
<b>BREAD and BREADSTUFFS:</b>				
Barley.....bush.	715,536	1,128,923	401,180	784,819
Bread and biscuit.....lbs.	15,565,190	14,759,755	682,471	686,158
Indian corn.....bush.	86,296,252	98,169,877	40,655,120	53,298,247
Indian corn meal.....bbls.	397,160	350,613	1,052,231	981,361
Oats.....bush.	5,452,136	766,366	1,618,644	308,129
Rye.....bush.	4,851,715	2,912,754	3,103,970	2,362,765
Rye flour.....bbls.	4,351	5,190	15,113	24,728
Wheat.....bush.	122,353,936	153,252,795	130,701,079	190,546,305
Wheat flour.....bbls.	5,629,714	6,011,419	29,567,713	35,333,197
Other small grain and pulse.....			817,536	1,272,028
Maizena, farina and all other preparations of breadstuffs, used as food.....			1,740,471	2,439,098
Bricks, other than fire.....M.	7,827	4,663	51,714	36,299
Brooms and brushes of all kinds.....			138,184	110,410
Candles, tallow and other.....lbs.	1,815,699	1,954,725	225,104	237,627
Carriages, carts, and parts of.....			1,023,735	823,702
Cars, railroad, passenger and freight..No.	361	1,376	249,393	583,723
Clocks, and parts of.....			1,002,388	1,356,742
Coffee, cocoa and spices, including ginger, pepper and mustard.....			70,209	93,238
<b>COAL:</b>				
Anthracite.....tons.	386,916	392,626	1,427,886	1,362,901
Bituminous.....tons.	276,000	222,634	891,512	695,179
Combs.....			11,525	16,098
<b>COPPER, AND MANUFACTURES OF:</b>				
Ore.....cwts.	23,070	21,623	102,152	55,763
Pigs, bars, sheets and old.....lbs.	17,200,739	4,206,258	2,751,153	667,242
All other manufactures of.....			79,900	126,213
Cordage, rope and twine of all kinds..lbs.	3,960,351	3,229,875	391,504	356,808
<b>COTTON, AND MANUFACTURES OF:</b>				
Sea island.....lbs.	4,030,228	5,061,634	1,108,072	1,683,900
Other, unmanufactured.....lbs.	1,624,342,605	1,816,999,480	161,196,178	209,852,005
Colored manufactures.....yds.	45,116,058	37,758,166	3,209,285	2,956,760

## Total Exports from the United States, 1879-80.—Continued:

From the Official Report of the Bureau of Statistics, Treasury Department.	QUANTITIES.		VALUES.	
	Twelve Months ended June 30—		Twelve Months ended June 30—	
	1879.	1880.	1879.	1880.
<b>1. EXPORTS OF DOMESTIC PRODUCTION.</b>				
<b>COTTON &amp; MANUFACTURES OF—Continued.</b>			<i>Dollars.</i>	<i>Dollars.</i>
Uncolored manufactures.....yds.	84,081,319	68,821,557	6,288,131	5,834,541
All other manufactures of.....			1,356,534	1,190,117
Drugs, chemicals and medicines.....			2,385,357	2,756,469
Dyestuffs.....			647,323	702,750
Earthen, stone and china ware.....			80,898	106,724
Fancy articles.....			593,603	518,198
<b>FRUITS:</b>				
Apples, dried.....lbs.	7,379,836	3,158,367	296,794	192,069
Apples, green or ripe.....bush.	1,388,800	1,121,754	980,455	1,190,560
Other fruit, green, ripe or dried.....			252,415	272,715
Preserved in cans or otherwise.....			386,718	435,290
Furs and fur skins.....			4,828,158	5,404,418
Gas fixtures and chandeliers.....			35,853	36,237
Ginseng.....lbs.	391,264	391,083	465,611	533,042
Glass and glassware.....			768,644	749,866
Glue.....lbs.	394,097	150,718	43,779	22,650
<b>HAIR:</b>				
Unmanufactured.....			279,170	232,726
Manufactures of.....			18,629	24,552
<b>HATS, CAPS AND BONNETS:</b>				
Of wool, fur and silk.....			253,678	198,639
Of palm leaf, straw, &c.....			66,795	23,094
Hay.....tons	8,127	13,739	122,122	206,819
<b>HEMP, AND MANUFACTURES OF:</b>				
Hemp, unmanufactured.....cwts.	1,281	1,591	8,155	8,796
Cable and cordage.....cwts.	16,182	16,490	170,179	179,979
All other manufactures of.....			1,153,471	1,083,676
Hides and skins, other than fur.....			1,171,523	649,074
Hops.....lbs.	5,458,159	9,739,566	701,095	2,573,292
Ice.....tons.	57,866	45,666	196,758	136,686
<b>INDIA RUBBER AND GUTTA-PERCHA MANUFACTURES:</b>				
Boots and shoes.....pairs.	12,954	13,980	20,225	28,072
All other manufactures.....			268,889	278,608
<b>IRON AND STEEL:</b>				
Iron, and manufactures of—				
Pig.....lbs.	6,828,098	2,948,773	85,949	54,115
Bar.....lbs.	2,220,883	723,382	58,987	25,302
Boiler plate.....lbs.	1,107,348	202,649	34,359	7,160
Railroad bars or rails.....lbs.	11,518,772	1,555,840	177,151	82,746
Sheet, band and hoop.....lbs.	363,913	293,529	13,697	15,401
Castings.....			225,746	222,278
Car wheels.....No.	8,270	10,864	72,673	86,103
Stoves and parts of.....			98,605	91,473
Steam engines, locomotive.....No.	73	60	567,302	466,313
Steam engines, stationary.....No.	104	108	104,984	136,087
Boilers for steam engines, when separate from the engines.....			121,679	104,271
Machinery.....			3,452,533	3,490,410
Nails and spikes.....lbs.	9,476,471	7,215,553	264,192	287,939
All other manufactures of iron.....			4,186,642	3,943,870
<b>STEEL AND MANUFACTURES OF:</b>				
Ingots, bars, sheets and wire.....lbs.	108,329	131,478	9,084	15,223
Cutlery.....			65,277	71,122
Edge tools.....			860,528	926,882
Files and saws.....			34,351	31,118
Fire arms.....			2,169,230	2,286,091
Railroad bars or rails.....lbs.	2,578,811	702,040	56,363	14,744
All other manufactures of steel.....			414,903	296,930
Jewelry, and other manufactures of gold and silver.....			311,829	231,531
Junk, (old,) and oakum.....cwts.	4,887	3,906	34,243	32,102
Lamps.....			304,440	263,110
Lead, and manufactures of.....			280,771	49,899



## Total Exports from the United States, 1879-80.—Continued.

From the Official Report of the Bureau of Statistics, Treasury Department.	QUANTITIES.		VALUES.	
	Twelve Months ended June 30—		Twelve Months ended June 30—	
	1879.	1880.	1879.	1880.
<b>I. EXPORTS OF DOMESTIC PRODUCTION.</b>				
<b>LEATHER, AND MANUFACTURES OF:</b>			<i>Dollars.</i>	<i>Dollars.</i>
Leather—				
Morocco, and other fine.....			953,188	658,242
Sole, upper and all other.....lbs.	28,719,623	21,834,492	5,846,882	5,086,118
Manufactures of—				
Boots and shoes.....pairs.	329,355	378,274	402,557	441,069
Saddlery and harness.....			132,699	133,705
All other manufactures of.....			433,743	441,052
Lime and cement.....bbls.	60,657	41,989	74,097	52,584
<b>MANURES:</b>				
Guano.....tons.	354	475	8,741	14,891
Other substances used for manures.....			1,231,841	588,777
<b>MARBLE AND STONE:</b>				
Rough.....			143,457	199,051
Manufactures of.....			430,848	453,912
Matches.....			127,335	119,246
Mathematical, philosophical and optical instruments.....			56,168	87,161
<b>MUSICAL INSTRUMENTS:</b>				
Organs, melodeons, &c.....			447,307	530,112
Piano fortes.....			320,669	261,624
All other.....			17,731	19,441
<b>NAVAL STORES:</b>				
Rosin and turpentine.....bbls.	1,112,816	1,040,345	2,159,141	2,368,180
Tar and pitch.....bbls.	52,350	41,221	101,445	84,728
Oil cake.....lbs.	340,995,395	453,023,225	4,394,010	6,259,827
<b>OILS:</b>				
Mineral, crude, (including all natural oils without regard to gravity,) galls	25,874,488	28,297,997	2,180,413	1,927,207
Mineral, refined or manufactured—				
Naphthas, benzine, gasoline, &c..galls.	15,054,361	18,411,044	1,258,780	1,192,229
Illuminating.....galls.	331,586,442	367,325,823	35,999,862	31,783,575
Lubricating, (heavy paraffine, &c.) .....galls.	2,487,681	5,162,835	655,468	1,039,124
Residuum, (tar, pitch and all other, from which the light bodies have been distilled.).....bbls.	78,739	113,500	210,726	276,490
Animal—				
Lard.....galls.	1,963,208	1,507,596	1,037,923	816,447
Neat's foot and other animal....galls.	145,641	30,383	134,832	23,519
Sperm.....galls.	812,928	482,153	719,831	487,004
Whale, and other fish.....galls.	2,236,265	1,022,889	756,248	349,109
Vegetable—				
Cotton seed.....galls.	5,352,530	6,997,796	2,232,880	3,225,414
Linseed.....galls.	30,679	38,431	22,485	31,214
Volatile or essential.....			242,329	219,612
<b>ORDNANCE STORES:</b>				
Cannon.....			1,100	4,400
Cartridges and fuses.....			740,490	439,298
Gunpowder.....lbs.	1,256,840	1,203,414	166,751	177,891
Shot and shell.....lbs.	3,095,877	510,156	1,058,348	155,755
Ore, argentiferous, (or silver bearing.) .....cwts.	9,385	10,318	148,195	187,350
Paints and painters' colors.....			225,499	231,774
Paintings and engravings.....			193,733	198,579
Paper and stationery.....			1,117,677	1,183,140
Perfumery.....			286,754	302,993
Plated ware, of silver or other metal.....			289,425	292,563
Printing presses and type.....			197,969	251,227
<b>PROVISIONS:</b>				
Bacon and hams.....lbs.	732,249,576	759,773,109	51,074,433	50,987,623
Beef—fresh.....lbs.	54,025,832	84,717,194	4,883,080	7,441,918
Salted or cured.....lbs.	36,950,563	45,237,472	2,336,378	2,881,047
Butter.....lbs.	38,248,016	39,236,658	5,421,205	6,690,687
Cheese.....lbs.	141,654,474	127,553,907	12,579,968	12,171,720

Total Exports from the United States, 1879-80.—Continued.

From the Official Report of the Bureau of Statistics, Treasury Department.	QUANTITIES.		VALUES.	
	Twelve Months ended June 30—		Twelve Months ended June 30—	
	1879.	1880.	1879.	1880.
<b>1. EXPORTS OF DOMESTIC PRODUCTION.</b>			<i>Dollars.</i>	<i>Dollars.</i>
<b>PROVISIONS—Continued.</b>			119,883	121,013
Condensed milk.....			14,258	14,148
Eggs.....doz.	91,740	85,885	748,747	739,231
Fish, dried or smoked.....cwts.	197,130	179,450	80,437	124,962
Fish, fresh.....			290,862	284,293
Fish, pickled.....bbls.	47,764	54,345	2,939,587	2,326,444
Fish, other cured.....			22,856,673	27,920,367
Lard.....lbs.	326,658,686	374,979,286	7,311,408	7,877,200
Meats, preserved.....			123,013	176,218
Mutton, fresh.....lbs.	1,440,197	2,335,858	453,306	543,895
Oysters.....			12,908	17,158
Pickles and sauces.....			4,807,568	5,930,252
Pork.....lbs.	84,401,676	95,949,780	60,022	50,074
Onions.....bush.	64,695	55,152	545,109	522,039
Potatoes.....bush.	625,342	696,080	79,530	89,053
Other vegetables.....			120,275	133,900
Vegetables, prepared or preserved.....			1,418,331	1,360,176
Quicksilver.....lbs.	3,624,827	3,574,412	23,437	14,430
RAGS: Cotton and linen.....lbs.	1,119,102	774,169	30	3
Woolen.....lbs.	77,778		35,538	13,366
Rice.....lbs.	740,136	183,534	13,612	6,613
Salt.....bush.	43,710	22,179	196,186	199,412
Scales and balances.....				
<b>SEEDS:</b>				
Clover*.....lbs.		26,526,295		2,401,351
Cotton.....lbs.	16,397,938	12,142,137	141,188	134,116
Timothy, garden and all other.....			2,140,640	241,356
Sewing machines, and parts of.....			1,648,914	1,649,367
<b>SOAP:</b>				
Perfumed, and all toilet.....			30,827	38,567
Other.....lbs.	12,297,689	14,566,891	621,311	690,122
Spermaceti.....lbs.	147,503	197,847	35,489	45,018
<b>SPIRITS, DISTILLED:</b>				
From grain.....galls.	7,052,266	10,112,598	2,262,150	2,586,685
From molasses.....galls.	1,239,082	1,285,268	398,136	397,247
From other materials.....galls.	20,309	20,640	12,955	43,613
Spirits of turpentine.....galls.	7,575,556	7,091,200	2,045,673	2,132,154
Starch.....lbs.	14,298,654	10,311,736	601,797	447,842
Steam and other fire engine apparatus.....			16,189	10,942
<b>SUGAR AND MOLASSES:</b>				
Sugar, brown.....lbs.	43,955	16,858	3,202	1,064
Sugar, refined.....lbs.	72,309,009	30,125,146	6,164,024	2,717,563
Molasses.....galls.	4,727,367	3,596,010	919,173	539,603
Candy and confectionery.....			32,274	81,757
Tallow.....lbs.	99,963,752	110,767,627	6,934,940	7,689,232
Tin, and manufactures of.....			103,467	144,185
<b>TOBACCO, AND MANUFACTURES OF:</b>				
Leaf.....lbs.	322,279,540	215,910,187	25,157,364	16,379,107
Cigars.....M.	2,299	2,583	53,397	67,821
Snuff.....lbs.	13,522	15,883	5,846	6,074
All other manufactures of.....			2,998,633	1,989,271
Trunks and valises.....			158,181	183,758
Umbrellas, parasols and sun shades.....			10,864	8,230
Varnish.....galls.	54,987	45,383	86,976	96,062
<b>VESSELS SOLD TO FOREIGNERS:</b>				
Steamers.....tons.	609	294	42,700	51,550
Sailing vessels.....tons.	4,208	6,141	85,795	184,930
Vinegar.....galls.	22,873	16,534	6,227	4,123
Watches, and parts of.....			88,045	96,495
Wax, (bees.).....lbs.	168,745	193,217	45,823	48,880
Wearing apparel.....			550,119	466,233
Whalebone.....lbs.	78,322	131,332	199,753	255,847
Wine.....galls.	46,224	154,887	49,775	123,317

\* Clover-seed not specified separately prior to July, 1879, but included under "Timothy, garden, and all other."



Total Exports from the United States, 1879-80.—Continued.

From the Official Report of the Bureau of Statistics, Treasury Department.	QUANTITIES.		VALUES.	
	Twelve Months ended June 30—		Twelve Months ended June 30—	
	1879.	1880.	1879.	1880.
<b>1. EXPORTS OF DOMESTIC PRODUCTION.</b>				
<b>WOOD AND MANUFACTURES OF :</b>			<i>Dollars.</i>	<i>Dollars.</i>
Boards, clapboards, deals, planks, joists and scantling.....M feet.	275,102	285,194	3,972,608	4,223,259
Laths, palings, pickets, curtain sticks broom handles and bed slats.....M.	4,476	4,039	13,002	11,936
Shingles.....M.	55,858	54,311	176,514	165,893
Box shooks.....			103,788	130,082
Other shooks, staves and headings.....			3,666,652	3,510,976
Hogsheads and barrels, empty.....No.	148,604	149,230	248,085	262,029
All other lumber.....			680,068	765,550
Fire wood.....cords.	3,444	3,876	11,096	11,552
Hop, hoop, telegraph and other poles.....			466,209	427,187
Logs, masts, spars and other whole timber.....			613,706	691,194
Timber, sawed and hewed....cubic ft	13,255,241	16,365,346	1,748,525	2,219,320
All other timber.....			164,192	98,733
Household furniture.....			1,804,296	1,653,878
Wooden ware.....			255,770	331,137
All other manufactures of wood.....			1,699,992	1,728,650
<b>WOOL, AND MANUFACTURES OF :</b>				
Wool, raw and fleece.....lbs.	60,784	191,551	17,644	71,987
Carpets.....yards.	8,133	8,541	8,118	8,530
All other manufactures of.....			338,615	208,046
<b>ZINC, AND MANUFACTURES OF :</b>				
Ore or oxide.....cwts.	10,660	13,024	40,399	42,036
Plates, sheets, pigs or bars.....lbs.	2,132,949	1,368,302	170,654	119,264
<b>ALL ARTICLES NOT ENUMERATED :</b>				
All other unmanufactured articles.....			1,545,045	782,661
All other manufactured articles.....			4,138,687	5,518,283
<b>TOTAL EXPORTS OF DOMESTIC MER- CHANDISE, (mixed gold and cur- rency values.).....</b>			<b>699,538,742</b>	<b>823,946,353</b>
<b>GOLD VALUE OF MERCHANDISE.....</b>			<b>698,340,790</b>	<b>823,946,353</b>
<b>TOTAL EXPORTS OF DOMESTIC COIN AND BULLION.....</b>			<b>17,555,035</b>	<b>9,347,893</b>
<b>TOTAL DOMESTIC EXPORTS.....</b>			<b>717,093,777</b>	<b>833,294,246</b>
Shipped in American Vessels.....			128,425,339	115,917,891
Shipped in Foreign Vessels.....			600,769,633	730,072,637
Shipped in Cars and other land vehicles..			5,730,521	4,875,530
<b>TOTAL.....:</b>			<b>734,925,593</b>	<b>850,866,058</b>
<b>2. TOTAL EXPORTS FROM THE UNITED STATES OF FOREIGN PRODUCTION, LAST TWO YEARS.</b>				
Total value of merchandise.....			\$12,098,651	\$ 11,692,305
Total value of coin and bullion.....			7,442,406	7,795,026
<b>TOTAL FOREIGN EXPORTS.....</b>			<b>\$ 19,541,057</b>	<b>\$ 19,487,331</b>
Add Total Domestic Exports.....			717,093,777	833,294,246
<b>GROSS EXPORTS.....</b>			<b>\$736,634,834</b>	<b>\$852,781,577</b>
<b>DOMESTIC AND FOREIGN :</b>	<b>1877.</b>	<b>1878.</b>	<b>1879.</b>	<b>1880.</b>
Total value of Merchandise.....	\$645,785,076	\$709,906,428	\$711,637,393	\$835,638,658
Total value of Coin and Bullion.....	56,163,237	33,740,125	24,997,441	17,142,919
<b>GROSS EXPORTS.....</b>	<b>\$701,948,313</b>	<b>\$743,646,553</b>	<b>\$736,634,834</b>	<b>\$852,781,577</b>

## INTEREST LAWS IN THE UNITED STATES.

Compiled from the latest State and Territorial Statutes.

*Laws of each State and Territory regarding Rates of Interest and Penalties for Usury, with the Law or Custom as to Days of Grace on Notes and Drafts.*

STATES AND TERRITORIES.	Legal Rate of Interest.	Rate Allowed by Contract.	PENALTIES FOR USURY.	Grace or No Grace.
	per cent.	per cent.		
Alabama .....	8	8	Forfeiture of entire interest.	Grace.
Arizona.....	10	Any rate.	None.	Grace.
Arkansas .....	6	10	Forft. of principal and interest.	No statute.
California .....	7	Any rate.	None.	No grace.
Colorado.....	10	Any rate.	None, except of excess.	Grace.
Connecticut .....	6	6	Forfeiture of excess.	Grace.
Dakota.....	7	12	Forfeiture of interest.	Grace.
Delaware .....	6	6	Forfeiture of principal.	Grace.
Dist. of Columbia...	6	10	Forfeiture of entire interest.	Grace.
Florida .....	8	Any rate.	None.	No statute.
Georgia.....	7	Any rate.	None.	Grace.
Idaho.....	10	24	Fine of \$100 or imprisonment.	No grace.
Illinois.....	6	8	Forfeiture of entire interest.	Grace.
Indiana.....	6	8	Forfeiture of excess of interest.	Grace.
Iowa.....	6	10	Forfeit. of 10 per cent. on amount.	Grace.
Kansas.....	7	12	Forfeiture of excess of interest.	Grace.
Kentucky.....	6	8	Forfeiture of entire interest.	Grace.
Louisiana .....	5	8	Forfeiture of entire interest.	Grace.
Maine.....	6	Any rate.	None.	Grace.
Maryland.....	6	6	Forfeiture of excess of interest.	Grace.
Massachusetts.....	6	Any rate.	None.	Grace.
Michigan .....	7	10	None.	Grace.
Minnesota .....	7	12	Forfeiture of excess over 12 p. c.	Grace.
Mississippi .....	6	10	Forfeiture of excess of interest.	Grace.
Missouri.....	6	10	Forfeiture of entire interest.	Grace.
Montana.....	10	Any rate.	None.	No grace.
Nebraska .....	7	10	Forfeiture of interest and cost.	Grace.
Nevada.....	10	Any rate.	None.	Grace.
New Hampshire.....	6	6	Forfeiture of thrice the excess.	Grace.
New Jersey.....	6	6	Forfeiture of entire interest.	Grace.
New Mexico.....	6	12	Forfeiture of entire interest.	No statute.
New York.....	6	6	Forfeiture of principal and inte't.	Grace.
North Carolina.....	6	8	Forfeiture of entire interest.	Grace.
Ohio .....	6	8	Forfeiture of excess above 6 p. ct	Grace.
Oregon.....	10	12	Forfeiture of principal and inte't.	Grace.
Pennsylvania .....	6	6	Forfeiture of excess of interest.	Grace.
Rhode Island.....	6	Any rate.	None.	Grace.
South Carolina.....	7	Any rate.	None.	Grace.
Tennessee.....	6	6	Forfeiture of exc. int. & \$100 fine.	Grace.
Texas.....	8	12	None.	Grace.
Utah.....	10	Any rate.	None.	Grace.
Vermont.....	6	6	Forfeiture of excess of interest.	Grace.
Virginia.....	6	8	Forfeiture of excess over 6 p. c.	Grace.
Washington Ter'y...	10	Any rate.	None.	.....
West Virginia.....	6	6	Forfeiture of excess of interest.	Grace.
Wisconsin.....	7	10	Forfeiture of entire interest.	Grace.
Wyoming.....	12	Any rate.	None.	Grace.



## Crime and Pauperism in the United States.

There is hardly any inquiry more frequent than where to find statistics of crime and pauperism in the United States; and there is no inquiry perhaps, to which a more thoroughly unsatisfactory answer must be made. Only a very few States publish any returns whatever regarding the number, even, of criminals convicted in the Courts; and of those few, some report only the convictions of crime in the higher Courts, while others include all who were imprisoned or convicted on summons before petty magistrates. After careful examination of all the State documents, the conclusion is compelled that no compilation from them of the aggregate or the comparative statistics of crime in this country can be made.

This conclusion is enforced by the reports of the Superintendent of the Census of the United States. No provision for classifying the convictions in each State according to offences of the graver or more petty character has been made in the Census. Says the Superintendent; "of course it is not possible with the inadequate inquiries authorized to be made, and with the more inadequate agencies provided for the prosecution of these inquiries, to present the criminal statistics of the States satisfactorily according to any idea or plan." He further notes, as one glaring illustration of the misleading character of such statistics as the census contains, that Pennsylvania was returned with only 2,930 convictions during the year, while New York, with but slightly larger population, was returned with 58,067 convictions—or nearly twenty times as many as Pennsylvania. Returns thus out of all proportion were due to the fact that in New York all persons convicted of crime in the police and justices' courts were taken for the Census returns, while in Pennsylvania only convictions before Courts of record were admitted.

In the United States, the general government has nothing to do with the administration of criminal law in the States, except so far as the very slight proportion of violations of the laws of the United States is concerned. Of the latter the Attorney-General makes an annual report as to the number of convictions, and a similar duty is in a very few of the States required of the Attorney-General, as to the convictions under State laws.

The following table exhibits the number of criminals actually confined in State prisons or penitentiaries in each State where the statistics could be procured. The figures represent in most cases, the year 1878, or 1879.

	Criminals in Prison.	Populat'n in 1880.		Criminals in Prison.	Popula'n in 1880.
1 Alabama.....		1,262,344	20 Missouri.....	1,294	2,169,091
2 Arkansas.....		802,564	21 Nebraska.....		452,432
3 California.....	615	864,686	22 Nevada.....	144	62,265
4 Connecticut.....	251	622,683	23 New Hampshire.....	180	347,784
5 Delaware.....		146,654	24 New Jersey.....	823	1,130,892
6 Florida.....	71	266,566	25 New York.....	3,576	5,083,173
7 Georgia.....	590	1,538,983	26 North Carolina.....		1,400,000
8 Illinois.....	1,900	3,078,636	27 Ohio.....	1,362	3,197,794
9 Indiana.....	1,231	1,978,358	28 Oregon.....	104	174,767
10 Iowa.....	353	1,624,463	29 Pennsylvania.....	1,861	4,282,738
11 Kansas.....	406	995,335	30 Rhode Island.....		276,528
12 Kentucky.....	983	1,648,599	31 South Carolina.....	625	995,706
13 Louisiana.....	625	940,263	32 Tennessee.....	1,153	1,542,463
14 Maine.....	221	648,945	33 Texas.....		1,597,509
15 Maryland.....	170	935,139	34 Vermont.....	175	332,286
16 Massachusetts.....	757	1,783,086	35 Virginia.....	1,015	1,512,203
17 Michigan.....	809	1,634,096	36 West Virginia.....	218	618,193
18 Minnesota.....	235	780,807	37 Wisconsin.....	309	1,315,386
19 Mississippi.....	997	1,131,899			

With respect to pauperism, the difficulties of securing any general results are still greater. Of the multitude of almshouses, poorhouses, and workhouses scattered through the United States, or of the number of paupers securing temporary or permanent relief in such institutions, no State reports furnish information in more than three or four States. So exclusively is the relief of pauperism a local matter, that we can only gather once in ten years, through the returns of the Census, the number of public pensioners receiving support as paupers during the year preceding. And these statistics must be largely fictitious, because of the irregular and conflicting methods of accounting, or recording the persons receiving relief, whether temporary, repeated, or by the year.

The editor, while recording with profound regret the highly unsatisfactory facts here given, presents them as a possible incentive to State authorities to make legal provision for a record of the statistics both of crime and of pauperism. Annual records alone can supply comparative statistics of any value. The only excuse for presenting this brief article, such as it is, in a book of facts, is that it forms sometimes an important part of knowledge to know that nothing can be known.

## AMOUNT OF PAPER MONEY IN THE UNITED STATES.

From the Report of the Comptroller of the Currency, December, 1880.

The following table exhibits, by denominations, the amount of National-Bank and Legal-tender notes outstanding on November 1, 1880, and the aggregate amounts of both kinds of notes for the same date in 1878 and 1879:

Denominations.	1880.			1879.	1878.
	Amount of national bank notes.	Amount of legal tender notes.	Aggregate.	Aggregate.	Aggregate.
Ones.....	\$2,292,462	\$21,954,900	\$24,247,362	\$22,887,502	\$24,652,750
Twos.....	1,207,260	21,829,318	23,036,578	21,030,863	22,915,066
Fives.....	99,910,760	67,132,138	167,042,898	159,522,853	148,116,015
Tens.....	113,820,580	75,835,008	189,655,588	181,447,558	168,908,071
Twenties.....	75,631,560	72,088,277	147,719,837	141,445,933	131,785,709
Fifties.....	21,418,300	24,359,175	45,777,475	46,177,945	47,658,995
One hundreds.....	26,888,900	33,069,700	59,958,600	58,339,780	58,331,470
Five hundreds.....	639,500	16,126,000	16,765,500	23,088,000	31,159,000
One thousands.....	239,000	14,401,500	14,640,500	23,111,500	33,794,500
Five thousands.....		565,000	565,000	3,250,000	.....
Ten thousands.....		320,000	320,000	2,500,000	.....
Fractions of notes not presented or destroyed.....	15,129	.....	15,129	13,586	11,561
Totals.....	342,063,451	347,681,016	689,744,467	682,815,520	667,333,137
Deduct for legal-tenders, destroyed in Chicago fire.....		1,000,000	1,000,000	1,000,000	1,000,000
Totals.....	342,063,451	346,681,016	688,744,467	681,815,520	666,333,137

The aggregate amount of national bank notes in circulation November 1, 1878, was \$319,652,121, as against \$335,134,504 on November 1, 1879, and \$342,063,451 November 1, 1880. The aggregate of legal-tender notes (greenbacks) outstanding was precisely the same November 1, 1880, as it was two years preceding. The total amount of paper money January 1, 1879, (the date of resumption) was \$668,702,134; November 1, 1880, \$688,744,467; showing an increase of \$20,042,433 in paper money (national bank notes) since resumption.

Table, by States, of the Aggregate Deposits of Savings-Banks, with the Number of their Depositors and the Average Amount Due to Each in 1879 and 1880.

States.	1878-79.			1879-80.		
	Number of deposits.	Amount of deposits.	Average to each depositor.	Number of deposits.	Amount of deposits.	Average to each depositor.
Maine.....	77,978	\$21,164,503	\$297 00	75,443	\$20,978,140	\$278 07
New Hampshire.....	87,279	26,282,136	301 13	89,934	28,204,791	313 62
Vermont.....	27,872	6,753,105	242 29	29,143	7,348,812	252 16
Massachusetts.....	674,251	209,860,631	311 25	675,555	206,378,709	305 49
Rhode Island.....	82,893	42,806,657	516 41	93,193	43,095,534	463 51
Connecticut.....	199,795	72,515,468	362 95	202,385	72,842,443	359 92
New York.....	810,017	299,074,639	369 22	864,470	319,258,501	369 31
New Jersey.....	61,662	15,194,562	260 41	68,457	17,470,014	255 20
Pennsylvania.....	74,354	19,923,951	267 96	88,680	23,956,285	270 14
Maryland.....	*54,500	19,981,366	366 63	*54,500	19,981,366	366 63
District Columbia...	3,845	280,609	72 98	4,077	367,692	90 19
Louisiana.....	6,008	2,009,835	334 52	6,178	1,794,086	290 40
Ohio.....	*22,340	8,796,811	393 76	*24,570	9,710,771	395 23
California.....	85,913	57,846,025	672 53	*58,997	47,719,829	808 85
Totals.....	2,268,707	802,490,298	353 72	2,335,582	819,106,973	350 71

\* Estimated.



CONDITION OF THE UNITED STATES NATIONAL BANKS, 1873-1880.

From the Report of the Comptroller of the Currency, December, 1880.

The following table exhibits the resources and liabilities of the national banks in operation at corresponding dates for the last eight years:

	Sept. 12, 1873.	Oct. 2, 1874.	Oct. 1, 1875.	Oct. 2, 1876.	Oct. 1, 1877.	Oct. 1, 1878.	Oct. 2, 1879.	Oct. 1, 1880.
	1,976 banks.	2,004 banks.	2,087 banks.	2,089 banks.	2,080 banks.	2,053 banks.	2,048 banks.	2,090 banks.
<b>RESOURCES.</b>								
	<i>Millions</i>	<i>Millions</i>	<i>Millions</i>	<i>Millions</i>	<i>Millions</i>	<i>Millions</i>	<i>Millions</i>	<i>Millions</i>
Loans.....	944.2	954.4	984.7	931.3	891.9	834.0	878.5	1,041.0
Bonds for circulation..	388.3	383.3	370.3	337.2	336.8	347.6	357.3	357.8
Other U. S. bonds.....	23.6	28.0	28.1	47.8	45.0	94.7	71.2	43.6
Other stocks, bonds, etc	23.7	27.8	33.5	34.4	34.5	36.9	39.7	48.9
Due from other banks.	149.5	134.8	144.7	146.9	129.9	138.9	167.3	213.5
Real estate.....	34.7	38.1	42.4	43.1	45.2	46.7	47.8	48.0
Specie.....	19.9	21.2	8.1	21.4	22.7	30.7	42.2	109.3
Legal-tender notes.....	92.4	80.0	76.5	84.2	66.9	64.4	69.2	56.6
National-bank notes....	16.1	18.5	18.5	15.9	15.6	16.9	16.7	18.2
Clearing-house ex- changes.....	100.3	109.7	87.9	100.0	74.5	82.4	113.0	121.1
U. S. certificates of de- posit.....	20.6	42.8	48.8	29.2	33.4	32.7	26.8	7.7
Due from U. S. Treas- urer.....		20.3	19.6	16.7	16.0	16.5	17.0	17.1
Other resources.....	17.3	18.9	19.1	19.1	28.7	24.9	22.1	23.0
<b>Totals.....</b>	<b>1,830.6</b>	<b>1,877.2</b>	<b>1,882.2</b>	<b>1,827.2</b>	<b>1,741.1</b>	<b>1,767.3</b>	<b>1,868.8</b>	<b>2,105.8</b>
<b>LIABILITIES.</b>								
Capital stock.....	491.0	493.8	504.8	499.8	479.5	466.2	454.1	457.6
Sulplus fund.....	120.3	129.0	134.4	132.2	122.8	116.9	114.8	120.5
Undivided profits.....	54.5	51.5	53.0	46.4	44.5	40.9	41.3	46.1
Circulation.....	340.3	334.2	319.1	292.2	291.9	301.9	313.8	317.3
Due to depositors.....	640.0	683.8	679.4	666.2	630.4	668.4	736.9	888.2
Due to other banks.....	173.0	175.8	179.7	179.8	161.6	165.1	201.2	267.6
Other liabilities.....	11.5	9.1	11.8	10.6	10.4	7.9	6.7	8.5
<b>Totals.....</b>	<b>1,830.6</b>	<b>1,877.2</b>	<b>1,882.2</b>	<b>1,827.2</b>	<b>1,741.1</b>	<b>1,767.3</b>	<b>1,868.8</b>	<b>2,105.8</b>

AGGREGATE BANKING CAPITAL AND DEPOSITS IN THE UNITED STATES, JUNE, 1880,

COMPARED WITH 1876, 1877, 1878, and 1879.

From the Report of the Comptroller of the Currency, Dec., 1880.

Years.	National banks.			State banks, private banks, etc.			Savings banks with capital.			Savings banks without capital.			Total.		
	Number.	Capital— millions.	Deposits— millions.	Number.	Capital— millions.	Deposits— millions.	Number.	Capital— millions.	Deposits— millions.	Number.	Deposits— millions.	Number.	Capital— millions.	Deposits— millions.	
1876.....	2,091	500.4	713.5	3,803	214.0	480.0	26	5.0	37.2	691	844.6	6,611	719.4	2,075.3	
1877.....	2,078	481.0	768.2	3,799	218.6	470.5	26	4.9	38.2	676	843.2	6,579	704.5	2,120.1	
1878.....	2,056	470.4	677.2	3,709	202.2	413.3	23	3.2	26.2	668	803.3	6,456	675.8	1,920.0	
1879.....	2,048	455.3	713.4	3,639	197.0	397.0	29	4.2	36.1	644	747.1	6,360	656.5	1,893.5	
1880.....	2,076	456.0	900.8	3,798	190.1	501.4	29	4.0	34.6	629	783.0	6,529	650.0	2,219.9	

ESTIMATED AMOUNT OF GOLD AND SILVER AND PAPER MONEY IN CIRCULATION IN 24 COUNTRIES, AT THE LATEST DATES.

[NOTE.—The Years in the Table refer to the latest Census or estimate of population.]  
 [From the Annual Report of the Director of the Mint of the United States, December, 1879.]

Countries.	Year.	Popula- tion.	Specie.				Total. Dollars.	Total Paper and Specie.	Per Capita.	
			Gold. Dollars.	Silver, full Legal Tender. Dollars.	Silver, Limited Tender. Dollars.	Paper. Dollars.			Paper. Specie. \$	Circu- lation. \$
1. Austria *	1869	35,904,435	43,200,000	27,360,000	.....	70,560,000	393,498,854	9 00	1 96	10 96
2. Australia .....	1879	2,600,000	h45,000,000	.....	.....	h45,000,000	71,604,936	8 31	19 23	27 54
3. Belgium .....	1876	5,336,185	110,000,000	55,438,000	8,562,000	e174,000,000	232,419,000	10 95	32 60	43 55
4. Brazil * .....	1872	10,108,291	.....	.....	.....	(k)	91,000,000	9 00	.....	.....
5. Canada .....	1871	3,602,321	e6,291,285	.....	h4,000,000	10,291,285	39,339,027	8 06	2 86	10 92
6. Colombia * .....	1870	2,951,311	700,000	.....	.....	4,700,000	6,595,343	65	1 59	2 24
7. Denmark .....	1870	1,912,142	h20,000,000	.....	.....	24,863,000	43,763,000	9 88	13 00	22 88
8. France .....	1876	36,905,788	733,400,000	366,700,000	.....	e1,159,244,850	1,625,999,850	12 65	31 41	44 06
9. Germany .....	1875	42,727,360	328,168,462	113,288,000	101,651,957	543,108,419	772,704,639	5 38	12 71	18 08
10. Great Britain .....	1871	31,628,338	618,619,043	.....	93,376,168	711,995,211	921,144,086	6 61	22 50	29 11
11. Greece * .....	1870	1,457,894	h4,500,000	.....	.....	7,500,000	20,390,000	8 85	4 80	13 65
12. Italy * .....	1871	26,801,154	h17,000,000	.....	.....	37,000,000	172,000,000	5 04	1 38	6 42
13. Japan * .....	1874	33,623,319	h30,000,000	.....	.....	h40,000,000	183,000,000	4 25	1 18	5 43
14. Mexico .....	1871	9,276,079	h10,000,000	.....	.....	h50,000,000	51,500,000	16	5 39	5 55
15. Netherlands .....	1869	3,579,529	20,000,000	.....	.....	77,980,000	151,210,000	20 46	21 78	42 24
16. Norway .....	1875	1,806,900	h10,000,000	.....	.....	11,200,000	21,500,000	5 70	6 20	11 90
17. Peru * .....	1876	2,699,945	.....	.....	.....	h1,882,018	14,980,838	4 85	6 97	11 82
18. Portugal .....	1875	4,745,024	70,000,000	.....	.....	.....	114,529,000	6 22	18 00	24 22
19. Russia * .....	1876	86,952,347	h108,000,000	.....	.....	h110,500,000	698,407,562	6 76	1 27	8 03
20. Spain .....	1870	16,222,814	h130,000,000	.....	.....	h200,000,000	233,795,000	2 08	12 33	14 41
21. Sweden .....	1876	4,429,713	h15,000,000	.....	.....	18,120,000	29,800,000	2 64	4 09	6 73
22. Switzerland .....	1870	2,759,854	60,000,000	.....	.....	e94,700,000	116,000,000	7 72	34 31	42 03
23. Turkey * .....	.....	f 31,669,147	.....	.....	.....	(k)	100,000,000	3 16	.....	.....
24. United States .....	1879	f 47,000,000	305,750,497	45,206,370	776,250,156	427,206,852	1,111,150,651	14 55	9 09	23 64
Total .....	.....	446,699,890	2,685,691,372	808,912,303	415,248,130	3,909,851,635	7,200,331,786	7 40	8 75	16 15

α Report of Silver Commission. β Economist. γ Includes limited tender. δ American Almanac. e Annex to Report of the French Chamber of Deputies. f Estimated. g Includes full legal tender. h Estimated from coinage and bank reserve, imports, and exports. i Bank reserve. k Nominal. l Includes 8,500,000 trade dollars.



WHERE OUR GOLD AND SILVER COME FROM.

Gold and Silver of Domestic Production Deposited at the Mints and Assay Offices from their Organization to the Close of the Fiscal Year ended June 30, 1880.

From the Annual Report of the Director of the Mint, December, 1880.

LOCALITY.	Gold.	Silver.	Total.
Alabama.....	\$ 219,872 95	.....	\$ 219,872 95
Alaska.....	29,972 47	.....	29,972 47
Arizona.....	2,256,742 06	\$ 2,116,717 64	4,373,459 70
California.....	702,058,970 35	1,677,550 45	703,736,520 80
Colorado.....	35,417,517 54	20,183,889 56	55,601,407 10
Dakota.....	7,235,112 89	21,121 54	7,256,234 43
Georgia.....	7,698,082 03	458 20	7,698,540 23
Idaho.....	24,137,417 11	727,295 50	24,864,712 61
Maryland.....	402 12	.....	402 12
Massachusetts.....	.....	917 56	917 56
Michigan (Lake Superior).....	123 99	3,433,674 78	3,433,798 77
Montana.....	48,689,006 09	4,371,384 12	53,060,390 21
Nevada.....	14,432,322 55	72,107,030 69	86,539,353 24
New Hampshire.....	11,020 55	.....	11,020 55
New Mexico.....	1,569,472 14	2,221,484 63	3,790,956 77
North Carolina.....	10,613,351 10	45,581 33	10,658,932 43
Oregon.....	15,414,509 57	4,406 38	15,418,915 95
South Carolina.....	1,401,845 30	30 44	1,401,875 74
Tennessee.....	84,266 25	.....	84,266 25
Utah.....	445,133 61	9,036,957 01	9,482,090 62
Vermont.....	10,981 27	.....	10,981 27
Virginia.....	1,672,667 70	.....	1,672,667 70
Washington Territory.....	208,959 37	.....	208,959 37
Wyoming.....	716,966 47	11,793 86	728,760 33
Refined Bullion.....	201,055,915 26	42,790,012 87	243,845,928 13
Parted from Silver.....	13,974,774 89	.....	13,974,774 89
Contained in Silver.....	9,322,268 97	.....	9,322,268 97
Parted from Gold.....	.....	6,813,478 84	6,813,478 84
Contained in Gold.....	.....	520,623 81	520,623 81
Other Sources.....	10,242,731 33	31,337,203 76	41,579,935 09
<b>Total.....</b>	<b>1,108,920,405 93</b>	<b>197,421,612 97</b>	<b>\$1,306,342,018 90</b>

Gold and Silver Production of the United States During the Fiscal Year 1880.

Approximate Estimate from the Best Attainable Sources.

STATES AND TERRITORIES.	Gold.	Silver.	Total.
Arizona.....	\$ 490,000	\$ 2,450,000	\$ 2,940,000
California.....	18,400,000	1,600,000	20,000,000
Colorado.....	2,350,000	11,560,000	13,910,000
Dakota.....	2,775,000	45,000	2,820,000
Georgia.....	100,000	.....	100,000
Idaho.....	1,530,000	710,000	2,240,000
Michigan.....	.....	135,000	135,000
Montana.....	2,030,000	3,050,000	5,080,000
Nevada.....	6,450,000	12,475,000	18,925,000
New Mexico.....	120,000	1,000,000	1,120,000
North Carolina.....	90,000	.....	90,000
Oregon.....	1,230,000	10,000	1,240,000
Utah.....	320,000	4,625,000	4,945,000
Washington.....	85,000	.....	85,000
Other Sources.....	30,000	40,000	70,000
<b>Total.....</b>	<b>\$36,000,000</b>	<b>\$37,700,000</b>	<b>\$73,700,000</b>

Amount of Specie in the United States.

The Director of the Mint estimates the Gold and Silver Currency in the United States as follows:

June 30, 1879.—Gold, \$286,490,698; Silver, \$112,050,985; Total, \$398,541,683.

November 1, 1879.—Gold, \$355,681,532; Silver, \$126,009,537; Total, \$481,691,069.

November 1, 1880.—Gold, \$444,012,030; Silver, 158,271,327; Total, \$602,283,357.

Estimated Annual Production of the Precious Metals Throughout the World, A.D. 1878.  
[Prepared for the American Almanac by David M. Balfour, of Boston.]

## AMERICA.

COUNTRIES	Gold.	Silver.	Total.	COUNTRIES	Gold.	Silver.	Total.
British Columbia..	\$ 3,000,000	\$ .....	\$ 3,000,000	Buenos Ayres...	\$ 1,000,000	\$ 1,000,000	\$ 2,000,000
U. States..	36,000,000	47,000,000	83,000,000	Argentine Repub..	1,000,000	1,000,000	2,000,000
Mexico ...	1,000,000	15,000,000	16,000,000	Other countries	1,000,000	1,000,000	2,000,000
Central America	10,000,000	1,000,000	11,000,000	Total ...	70,000,000	76,000,000	146,000,000
Colombia.	10,000,000	1,000,000	11,000,000				
Brazil ....	4,000,000	1,000,000	5,000,000				
Peru.....	1,000,000	5,000,000	6,000,000				
Chili.....	2,000,000	3,000,000	5,000,000				

## EUROPE.

COUNTRIES	Gold.	Silver.	Total.	COUNTRIES	Gold.	Silver.	Total.
Russia....	\$ 17,000,000	\$ 1,000,000	\$ 18,000,000	Other countries	\$ 1,000,000	\$ 1,000,000	\$ 2,000,000
Austria...	2,000,000	1,000,000	3,000,000	Total ...	23,500,000	7,000,000	30,500,000
Prussia...	1,000,000	1,000,000	2,000,000				
France...	1,500,000	2,000,000	3,500,000				
Spain.....	1,000,000	1,000,000	2,000,000				

## ASIA, Etc.

COUNTRIES	Gold.	Silver.	Total.	COUNTRIES	Gold.	Silver.	Total.
Japan ....	\$ 1,500,000	\$ 1,000,000	\$ 2,500,000	Australia.	\$ 18,000,000	\$ 2,000,000	\$ 20,000,000
Borneo....	5,000,000	.....	5,000,000	New Zealand....	8,000,000	1,000,000	9,000,000
China.....	2,000,000	.....	2,000,000	Africa.....	5,000,000	1,000,000	6,000,000
Archipelago .....	6,000,000	5,000,000	11,000,000	Oceania..	1,000,000	1,000,000	2,000,000
Total....	14,500,000	6,000,000	20,500,000	Gr'd total.	140,000,000	94,000,000	234,000,000

THE following statement will exhibit the amount of the precious metals estimated to have been obtained from the surface and mines of the earth from the earliest times to the close of 1879 :

[Estimate based, in part, upon a work on "Gold and Silver," by the Russian Councillor Otreschkoff, published in 1856.]

PERIOD.	Gold.	Silver.	Total.
A. C.....	\$1,415,000,000	\$2,913,000,000	\$4,328,000,000
A.D. to 1492.....	3,842,374,000	521,000,000	4,363,374,000
1493 to 1842.....	2,726,000,000	5,800,000,000	8,526,000,000
1843 to 1852.....	907,000,000	450,000,000	1,357,000,000
1853 to 1862.....	2,220,000,000	560,000,000	2,780,000,000
1863 to 1879.....	2,958,000,000	1,071,000,000	4,029,000,000
Grand Total.....	\$14,068,374,000	\$11,315,000,000	\$25,383,374,000

NOTE.—Regarding this and all other estimates of the aggregate amount of the precious metals existing in the world at any period, it is only candid to state that they cannot rise above the domain of conjecture. Statistical science, even now in its infancy, was not born before the present century; and where no census even of the numbers of mankind existed, nothing could possibly be known regarding the amount of the precious metals.—EDITOR OF AMERICAN ALMANAC.



Estimate of the Aggregate Production of the Precious Metals in all Countries from 1493 to 1875.

[From A. Sootbeers' "Edelmetall-Produktion seit der Entdeckung Amerikas bis zur Gegenwart." Gotha 1879.]

	Silver.	Gold.	Silver.	Gold.	Total.
	Kilogram's.	Kilogram's.	Dollars.	Dollars.	Dollars.
Germany.....	7,904,910	.....	269,731,339	.....	269,731,339
Austria-Hungary..	7,770,135	460,650	264,961,603	226,248,247	491,209,850
Various European Countries.	7,382,000	.....	251,888,604	.....	251,888,604
Russia.....	2,428,940	1,033,655	82,880,291	507,749,653	590,629,944
Africa.....	.....	731,600	.....	359,325,340	359,325,340
Mexico.....	76,205,400	265,040	2,600,280,659	130,174,396	2,730,455,055
New Granada.....	.....	1,214,500	.....	596,501,675	596,501,675
Peru.....	31,222,100	163,550	1,065,357,084	80,327,582	1,145,684,666
Potosi (Bolivia)....	37,717,600	294,000	1,286,999,947	144,398,100	1,431,398,047
Chili.....	2,609,000	263,600	89,024,298	129,467,140	218,491,438
Brazil.....	.....	1,037,050	.....	509,347,107	509,347,107
United States.....	5,271,500	2,026,100	179,874,123	995,126,015	1,175,000,138
Austria.....	.....	1,812,000	.....	889,963,800	889,963,800
Various Countries.	2,000,000	151,600	68,244,000	74,458,340	142,702,340
	180,511,485	9,453,345	6,159,241,948	4,643,087,395	10,802,329,343

ESTIMATE OF GOLD AND SILVER PRODUCED IN THE UNITED STATES FROM 1845 TO 1879, INCLUSIVE.

[From Official Reports by the Director of the Mint of the United States.]

Year.	Gold.	Silver.	Total.	Year.	Gold.	Silver.	Total.
	Dollars.	From 1849 to 1858.	Dollars.		Dollars.	Dollars.	Dollars.
1845..	1,008,327		1,008,327	1864..	46,100,000	11,000,000	57,100,000
1846..	1,239,357		1,139,357	1865..	53,225,000	11,250,000	64,475,000
1847..	889,085	Estimated	889,085	1866..	53,500,000	10,000,000	63,500,000
1848..	10,000,000	product,	10,000,000	1867..	51,725,000	13,500,000	65,225,000
1849..	40,000,000	\$50,000 per	40,000,000	1868..	48,000,000	12,000,000	60,000,000
1850..	50,000,000	annum.	50,000,000	1869..	49,500,000	12,000,000	61,500,000
1851..	55,000,000		55,000,000	1870..	50,000,000	16,000,000	66,000,000
1852..	60,000,000	(The silver	60,000,000	1871..	43,500,000	23,000,000	66,500,000
1853..	65,000,000	mines of	65,000,000	1872..	36,000,000	28,750,000	64,750,000
1854..	60,000,000	the U. S.	60,000,000	1873..	36,000,000	35,750,000	71,750,000
1855..	55,000,000	were dis-	55,000,000	1874..	33,490,902	37,324,594	70,815,496
1856..	55,000,000	covered in	55,000,000	1875..	33,467,856	31,727,560	65,195,416
1857..	55,000,000	1859.)	55,000,000	1876..	39,929,166	38,783,016	78,712,182
1858..	50,000,000	\$500,000	50,500,000	1877..	46,897,390	39,793,573	86,690,963
1859..	50,000,000	100,000	50,100,000	1878..	51,206,360	45,281,385	96,487,745
1860..	46,000,000	150,000	46,150,000	1879..	38,899,858	40,812,132	79,711,990
1861..	43,000,000	2,000,000	45,000,000				
1862..	39,200,000	4,500,000	43,700,000	Total,			
1863..	40,000,000	8,500,000	48,500,000	35 yrs.	1,487,678,301	422,722,260	1,910,400,561

Coinage of the U. S. Mints during Fiscal Year ending June 30, 1879.

Gold Coinage.....	\$ 56,157,735 00
Silver Coinage:—Silver Dollars.....	27,933,750 00
Halves, Quarters and Dimes.....	8,687 50
Minor Coinage:—Five, Three, Two, and One Cent pieces.....	269,971 50
<b>Total Coinage:—Value.....</b>	<b>\$ 84,370,144 00</b>

HIGHEST AND LOWEST PRICES OF GOLD IN NEW YORK.  
1862-1878.

Compiled from the Commercial and Financial Chronicle.

MONTH.	1862.		1863.		1864.		1865.		1866.		1867.	
	H.	L.	H.	L.	H.	L.	H.	L.	H.	L.	H.	L.
January.....	103 3/4	101 3/4	160 3/4	133 3/8	159 3/8	151 1/2	234 3/8	197 3/4	144 3/4	136 3/4	137 7/8	132 1/8
February....	104 3/4	102 1/8	172 1/2	152 1/2	161	157 1/8	216 3/4	196 3/8	140 3/8	135 3/4	140 3/8	135 1/8
March.....	102 1/2	101 1/8	171 3/4	139	169 3/4	159	201	148 1/8	136 1/2	124 7/8	140 3/8	133 5/8
April.....	102 1/4	101 1/2	157 7/8	145 1/2	184 3/4	166 1/4	154 1/2	143 1/2	129 1/2	125 1/4	141 5/8	132 5/8
May.....	104 1/8	102 1/8	154 3/4	143 1/2	190	168	145 1/8	128 1/2	141 1/2	125 3/8	138 7/8	135
June.....	109 1/2	103 1/2	148 3/8	140 1/2	250	193	147 3/8	135 1/4	167 3/4	137 1/2	138 3/4	136 3/8
July.....	120 1/8	108 3/4	145	123 1/4	285	222	146 1/8	138 3/8	155 3/4	147	140 5/8	138
August.....	116 1/4	112 1/2	129 3/4	122 3/8	261 3/4	231 1/2	145 1/8	140 3/4	152 3/8	146 1/2	142 1/2	139 3/8
September.....	124	116 1/2	143 1/8	126 3/8	254 1/2	191	145	142 3/8	147 3/8	143 1/2	146 3/8	141
October.....	133 1/2	122	153 3/4	140 3/8	227 3/4	189	149	144 1/8	154 3/8	145 1/2	145 5/8	140 1/4
November..	133 1/4	129	154	143	260	210	148 3/4	145 1/2	148 5/8	137 1/2	141 1/2	138 1/2
December....	134	128 1/2	152 3/4	148 1/2	243	212 3/4	148 1/2	144 1/2	141 3/4	131 1/4	137 7/8	133
Year.....	134	101 1/8	172 1/2	122 1/8	285	151 1/2	234 3/8	128 1/2	167 3/4	125 1/8	146 3/8	132 1/8

MONTH.	1868.		1869.		1870.		1871.		1872.		1873.	
	H.	L.	H.	L.	H.	L.	H.	L.	H.	L.	H.	L.
January.....	142 1/4	133 1/4	136 5/8	134 5/8	123 1/4	119 3/8	111 1/4	110 1/2	110 1/8	108 1/2	114 1/4	111 5/8
February....	144	139 3/4	136 1/4	130 7/8	121 1/2	115 1/8	112 1/4	110 3/4	111	109 1/2	115 1/8	112 7/8
March.....	141 1/4	137 7/8	132 1/2	130 3/8	116 3/8	110 1/4	111 5/8	110 1/8	110 5/8	109 3/4	118 1/2	114 5/8
April.....	140 3/8	137 3/4	134 5/8	131 3/8	115 3/8	111 1/2	111 3/4	110 1/8	113 1/4	109 3/8	119 1/8	116 3/4
May.....	140 1/2	139 1/8	144 3/4	134 1/2	115 1/2	113 3/4	112 1/4	111	114 3/8	112 1/8	118 5/8	116 5/8
June.....	141 1/4	139 3/8	139 5/8	136 1/2	114 3/4	110 7/8	113 1/8	111 3/4	114 3/4	113	118 1/4	115
July.....	145 1/4	143 1/8	137 3/4	134 1/4	122 3/4	111 1/8	113 3/4	111 3/4	115 1/4	113 1/2	116 3/8	115
August.....	150	143 1/2	136 1/2	131 3/8	122	114 3/4	113 3/8	111 5/8	115 5/8	112 1/8	116 1/4	114 3/8
September.....	145 1/8	141 1/8	162 1/2	129 3/4	116 3/4	112 1/4	115 3/8	112 3/4	115 1/8	112 5/8	116 1/8	110 3/8
October.....	140 1/2	133 3/4	132	128 1/4	113 3/4	111 1/8	115	111 1/2	115 1/4	112 1/4	111 1/4	107 3/4
November..	137	132	128 3/8	121 1/8	113 3/4	110	112 3/8	110 3/8	114 1/4	111 3/8	110 1/2	106 1/8
December....	136 3/4	134 3/8	124	119 1/2	111 3/8	110 3/8	110 1/4	108 3/8	113 1/2	111 3/8	112 5/8	108 3/8
Year.....	150	132	162 1/2	119 1/2	123 1/4	110	115 3/8	108 3/8	115 5/8	108 1/2	119 1/8	106 1/8

MONTH.	1874.		1875.		1876.		1877.		1878.	
	H.	L.	H.	L.	H.	L.	H.	L.	H.	L.
January.....	112 1/8	110 1/8	113 3/8	111 3/4	113 1/4	112 3/8	107 1/8	105 1/4	102 7/8	101 1/4
February.....	113	111 3/8	115 3/8	113 1/4	114 1/8	112 3/4	106 1/8	104 5/8	102 3/8	101 5/8
March.....	113 3/8	111 1/4	117	114 3/8	115	113 3/4	105 3/8	104 1/4	102	100 3/4
April.....	114 3/8	111 3/4	115 1/2	114	113 3/8	112 1/2	107 3/8	104 3/4	101 1/4	100 1/8
May.....	113 3/8	111 7/8	116 3/8	115	113 1/4	112 1/4	107 3/8	106 1/4	101 1/4	100 3/8
June.....	112 1/4	110 1/2	117 1/2	116 1/4	113	111 7/8	106 3/8	104 3/4	101	100 5/8
July.....	110 3/8	109	117 1/4	111 3/4	112 3/8	111 3/8	106 1/8	105 1/8	100 3/4	100 3/8
August.....	110 1/4	109 1/4	114 3/4	112 5/8	112 1/8	109 3/4	105 1/2	103 7/8	100 3/4	100 1/2
September.....	110 1/4	109 3/8	117 3/8	113 3/4	110 3/8	109 1/4	104	102 7/8	100 1/2	100 1/3
October.....	110 3/8	109 3/4	117 5/8	114 1/2	113 1/4	108 3/8	103 3/8	102 1/2	100 3/8	100 1/4
November.....	112 3/8	110	116 3/8	114 1/8	110 1/8	108 1/8	103 3/8	102 1/2	100 1/2	100 1/4
December.....	112 3/8	110 1/2	115 1/4	112 3/8	109	107	103 3/8	102 1/2	100 1/2	100
Year.....	114 3/8	109	117 5/8	111 3/4	115	107	107 7/8	102 1/2	102 7/8	100

NOTE.—Specie payment resumed January 1, 1879, after a suspension of nearly 18 years.



HIGHEST AND LOWEST PRICES OF UNITED STATES SECURITIES FOR NINETEEN YEARS, 1860-1878.

Compiled from the Commercial and Financial Chronicle.

SALES AT THE NEW YORK STOCK EXCHANGE.

Years.	6s of 1868.		5s of 1874.		6s (5-20 years), Coupon.				5s, 10-40.				5s of 1881, Funded.		Currency Sixes.		Fund. 4 1/2s of 1907, Funded.			
	Coup.		Coup.		1864.	1865.		1865, new.		1867.		1868.		Coup.		H.	L.	H.	L.	
	H.	L.	H.	L.	H.	L.	H.	L.	H.	L.	H.	L.	H.	L.	H.	L.	H.	L.	H.	L.
1860	109 1/2	96	104 1/2	89																
1861	98	86	97	75																
1862	107 1/2	85	97 1/2	78																
1863			101	85 1/2																
1864			118	104																
1865			112 1/2	103 1/2																
1866			114 1/2	103 1/2																
1867			113 1/2	106 1/2																
1868			118 1/2	108 3/8																
1869			125	111																
1870			118 1/2	112 3/4																
1871			119 1/2	110 1/4																
1872			120 3/4	109 3/4																
1873			123 1/2	111 1/2																
1874			122 1/2	117																
1875			126 1/2	118 1/2																
1876			124 1/2	117																
1877			115 3/4	109 1/2																
1878			110 3/4	105 1/2																
1879			107 1/2	103 1/2																
1880			107 1/2	103 1/2																

NOTE.—It is to be understood that the prices quoted were in currency.





PRICES OF ACTIVE STOCKS—(Continued).

NAME OF STOCK.	1869.		1870.		1871.		1872.		1873.		1874.		1875.		1876.		1877.		1878.		1879.		1880.	
	H.	L.	H.	L.	H.	L.	H.	L.	H.	L.	H.	L.	H.	L.	H.	L.	H.	L.	H.	L.	H.	L.	H.	L.
Adams Express.....	69½	48	60¾	64½	91½	64½	88¾	92½	100½	76	120	92½	104½	98	114	100	105	91	109¾	98	110	100	120	110½
American Express.....	40¾	40¾	+	7	7	+	+	58½	70¾	41	65½	58½	65	50	67	55	60¼	43¼	52½	46	50	45	65	54
Atlantic and Pacific Tel. " " pref.	.....	.....	.....	35	37¼	.....	.....	10	38%	10	22	10¼	18	3¾	7	1	25	.....	.....	.....	42¾	29	47	34
Central of New Jersey..	122½	85¾	92	115	113½	100	98	109½	106½	85	109½	98	120	99½	109½	20%	37¾	6	45¼	13½	89½	88	90½	45
Chicago and Northwest'n	94	62	67	53	91½	53	66¾	62¼	85	31½	62¼	34¾	48%	33%	45¼	35½	43%	15	55¼	32½	94½	49½	130	87½
Chicago and Rock I-land.	106¼	73½	80¾	125	81¾	81¾	83%	74%	116	53	74%	48	62¼	46	67½	55½	69½	37¾	79½	108	108	119	204	104
Chicago and St. Paul	133%	101¼	101¾	126	95½	95½	117¼	92½	117%	83¼	109½	92½	109¾	100%	111½	18½	105½	11	59¾	59¾	149½	343%	114	66½
Chicago, Mil. and St. Paul " " pref.	84¾	60	52¾	64¾	64¾	48¾	52	21½	62¼	21½	49¾	31¾	40½	38%	46¾	18½	42½	40%	54¾	27½	82½	74¾	124	99
Col., Chicago and I. C....	96½	74	71%	89¼	82%	71¾	72½	43¾	79½	51	74¾	48	67¾	51	84¾	49%	73	40%	84¾	64	104¾	74¾	25%	68½
Delaware, Lack. and West.	59	19	15½	24%	24%	15¾	19¾	15%	43%	15%	32%	8	9¾	3	6¼	2½	79	4%	.....	.....	.....	5	9½	
Erie .....	120½	104¾	100½	111¼	102¾	102¾	107½	112¾	106	79½	112¾	99	123	106½	120¾	64½	77	30%	61%	41	94	43	107%	68½
Hannibal and St. Joseph.	48½	21	28¼	34¾	34¾	30½	29	26	69¾	35½	51¼	26	35½	12¼	23¾	7¼	15	4%	22½	7%	49	21½	49%	30
Harlem.....	139	90	97	106	57%	50½	57%	52%	52%	15	34¼	22½	30¼	15%	22½	10½	15	7	22½	10	41½	13¼	50%	22%
Lake Shore.....	168¾	123	129	135	117½	117½	107½	139	139	90	134¾	118¾	138	127½	145	130%	147	135	.....	.....	.....	23	23	.....
Michigan Central.....	110%	75¼	84	116	84½	84½	86¼	97¾	97¾	57¼	84½	67¾	80½	51¼	68%	43¾	73%	45	71%	55%	108	67	185¼	95
New York Central.....	217%	145	116	126	114	114	113	111	111	65	95½	68½	82¼	53	65½	34%	74¼	85½	75	58½	98	73¾	124	75
Ohio and Mississippi.....	39	22¼	23%	55	27¾	27¾	41¾	49%	49%	21	36	21%	107%	100	117½	96	109¼	85¼	115	103¾	139	12	149	122
Pacific Mail.....	123¾	42	30%	58¼	39½	39½	53	76%	76%	24	51½	33¾	45%	30%	39%	16¼	26¼	12%	11¼	6¾	33¾	7¾	44½	23
Panama.....	348	183	70	75	49	49	60	60½	60½	27½	48	29¾	55	7½	16	1½	26¼	.....	13%	12½	39½	10¾	62	27½
Quicksilver.....	26	12	15½	27¼	27¼	5	25½	46½	46½	18	36½	22¾	35	13	20¼	10½	130	80	131	112	182	123	225	168
Wabash.....	86	42¾	42½	71½	71½	48½	59	57¾	57¾	25	55¼	18%	21%	20	8	¾	20½	.....	37	29¾	69	32	64	41
Union Pacific.....	78	48½	27½	37%	37%	11½	79¾	39½	39½	14¾	38¾	23	82¾	36	74½	57¾	73	59¾	23%	12%	63¾	17¾	109½	26½
United States Express....	37½	16	32	66	66	33¼	88½	82	82	60	73	60	65	41½	76¾	49½	59¾	36	51¾	44	50	57½	55	42
Wells-Fargo Express.....	44%	32	30½	71½	71½	44½	95	86	86	56	84	69½	92½	71	90	79	90	81	99¾	82½	100½	93½	117	104½
Western Union Telegraph	.....	.....	.....	44½	44½	44½	67½	94½	94½	43½	83½	68	84%	70¾	80½	66¾	84½	56	102	75¼	116	88½	116½	77½

\* Hudson River Railroad consolidated with New York Central. † No sales reported.

LOWEST AND HIGHEST PRICES OF COMMODITIES FOR FIFTY-THREE YEARS—1825-1879.

(Compiled from the Reports of the Secretary of the Treasury for 1863 and 1873, the Commercial and Financial Chronicle, Reports of the N. Y. Chamber of Commerce, and the N. Y. Shipping List and Price Current.)

NOTE.—In the American Almanac and Treasury of Facts for 1878, pp. 278-9, appeared a table of prices compiled on the basis of the average price of each article in New York, the 1st of January of each year. Such a table, however useful, fails to give the data which are important in forming a judgment of the whole range of prices for each year. The following table, carefully compiled from the sources indicated, takes the prices of the twelve months in each year, selecting the highest and lowest quotation for each article. It is to be understood, where no mention of quality is made, that the price quoted is for the cheapest grade of each commodity. The prices are those of the New York market.

Year.	Beef, Mess.		Butter.	Cheese.		Coal, Anthracite.		Coffee, Rio.		Corn.		Cotton, Upland.		Flour, West.		Hams.
	Bbl.		lb.	lb.		Ton.		lb.		Bush.		lb.		Bbl.		lb.
	L.	H.	L. H.	L. H.	L.	H.	L.	H.	L.	H.	L.	H.	L.	H.	L.	H.
1825.	8 00	10 00	8 22	5 10	8 00	11 00	16	19	42	75	13	27	3 25	4 25	7	11
1826.	8 00	10 00	13 18	6 12	11 00	12 00	14	17	62	83	9	14	4 25	5 75	8	11
1827.	8 50	9 75	12 22	6 10	10 50	12 50	14	15	54	75	8	12	4 37	6 50	10	12
1828.	8 50	10 00	13 18	4 7	10 00	12 00	12	15	46	62	9	13	4 56	8 00	8	11
1829.	8 00	10 50	12 16	4 8	10 00	12 00	12	13	48	64	8	11	5 00	8 87	9	10
1830.	7 62	10 00	12 16	5 8	7 00	12 00	10	12	48	65	8	13	4 75	6 00	9	11
1831.	7 00	9 25	12 18	5 8	6 00	9 00	10	13	54	75	7	11	5 00	7 25	9	11
1832.	8 37	10 75	12 18	5 7	8 50	16 00	12	14	50	87	7	12	5 60	7 00	9	11
1833.	8 50	11 00	14 20	6 9	5 50	10 00	11	14	65	86	9	17	5 50	6 50	8	10
1834.	8 50	16 00	12 17	5 9	5 50	6 50	11	12	53	75	10	16	4 81	5 75	8	10
1835.	8 75	13 50	13 22	6 9	5 50	9 00	11	13	70	1 12	15	20	5 37	7 87	8	12
1836.	9 25	13 50	10 26	7 12	7 00	11 00	11	13	83	1 12	12	20	6 37	10 25	9	17
1837.	11 00	15 00	12 24	7 12	8 50	11 00	9	12	1 00	1 15	7	17	7 00	11 62	9	15
1838.	14 00	16 00	17 27	6 10	7 00	9 50	9	12	76	1 00	9	12	7 00	9 00	10	15
1839.	12 50	16 00	12 25	8 12	6 50	9 00	9	12	75	98	11	16	5 75	9 12	10	14
1840.	9 75	14 75	12 21	5 9	6 00	8 50	9	12	46	63	8	10	4 62	6 50	4	10
1841.	7 00	10 25	8 15	3 7	6 50	9 00	9	11	47	81	9	11	4 68	7 50	4	9
1842.	6 25	8 25	9 15	5 9	5 00	9 00	6	10	54	68	7	9	4 25	6 37	4	9
1843.	6 00	8 37	6 11	4 6	4 50	6 00	6	9	48	60	5	8	4 43	5 62	3	9
1844.	5 00	6 75	8 14	3 7	4 25	6 00	6	7	43	54	5	9	4 25	5 00	3	9
1845.	5 50	9 75	9 17	6 8	4 50	6 00	5	8	45	85	4	9	4 31	7 00	5	10
1846.	6 25	8 50	10 17	6 8	5 00	7 00	6	8	55	80	6	9	4 00	6 00	5	11
1847.	8 25	13 75	13 22	6 8	5 00	7 00	6	8	64	1 10	7	12	5 50	8 25	6	13
1848.	7 75	13 00	13 20	5 8	4 50	6 00	5	8	52	78	5	8	5 25	6 62	5	11
1849.	8 75	14 00	10 18	5 7	5 00	6 00	5	10	57	70	6	11	4 93	6 12	6	11
1850.	8 00	9 75	12 18	4 8	5 00	7 00	7	14	55	72	11	14	4 93	6 25	6	11
1851.	7 50	9 75	10 18	4 8	4 25	7 00	7	11	53	68	8	14	4 00	5 12	7	11
1852.	8 25	17 00	15 29	6 9	5 00	7 00	7	10	62	78	8	10	4 25	6 00	8	10
1853.	7 00	11 25	13 24	8 10	5 00	7 00	8	12	64	82	10	11	4 87	7 50	8	10
1854.	8 00	13 00	15 24	6 12	6 00	7 50	8	12	76	98	8	10	7 25	10 75	7	11
1855.	8 25	14 00	17 28	6 12	5 50	7 50	8	12	93	1 15	7	11	7 50	10 18	8	11
1856.	8 00	12 00	13 28	6 11	5 50	6 50	9	12	48	94	9	12	5 20	8 31	9	11
1857.	9 50	15 00	16 28	5 14	6 00	7 00	10	12	71	98	13	15	4 25	6 70	6	10
1858.	9 00	12 00	13 25	3 10	5 00	6 00	9	12	58	1 03	9	13	3 75	5 25	9	13
1859.	5 00	9 75	14 27	2 11	5 25	5 50	10	13	76	1 05	11	12	4 00	6 50	9	12
1860.	4 50	5 50	10 21	9 12	5 50	6 00	11	15	64	95	10	11	4 25	5 50	10	13
1861.	5 00	6 25	8 22	2 10	4 20	6 00	11	17	48	74	11	28	3 90	5 65	7	11
1862.	5 00	10 75	10 26	4 13	4 25	8 50	10	33	50	75	20	68	4 20	5 85	5	9
1863.	5 00	9 00	14 30	8 16	7 00	11 00	26	33	63	1 23	54	88	5 10	8 00	5	8
1864.	5 00	16 00	21 48	12 27	9 00	15 00	33	52	1 25	1 97	72	1 90	7 15	11 75	11	17
1865.	9 00	14 00	20 38	10 16	8 50	13 50	21	22	70	97	33	1 22	5 00	8 80	11	23
1866.	11 00	21 50	25 60	5 23	8 50	13 00	18	21	80	1 32	32	52	5 25	11 70	11	22
1867.	12 00	23 00	15 48	7 20	6 50	8 50	17	19	1 00	1 40	15	36	6 25	11 30	10	16
1868.	11 00	24 75	28 60	7 19	6 50	11 50	16	17	1 01	1 41	16	33	5 50	9 75	11	18
1869.	5 00	16 50	16 55	11 23	6 50	10 50	11	13	75	1 16	25	35	4 95	6 40	17	24
1870.	5 00	16 00	18 46	5 18	4 50	8 50	11	13	76	1 15	15	26	4 50	6 05	9	14
1871.	8 00	18 00	12 42	5 16	5 00	13 00	12	17	65	90	15	25	4 60	7 00	6	13
1872.	4 00	12 00	20 39	10 19	3 75	6 25	16	19	61	80	18	25	5 25	6 80	6	9
1873.	8 00	12 00	18 50	8 16	5 00	6 50	19	23	50	77	13	21	4 62	7 25	5	10
1874.	8 25	11 50	18 39	12 17	4 55	5 55	16	28	53	84	15	19	4 25	7 00	8	11
1875.	8 00	10 00	17 28	9 16	4 40	5 55	17	21	49	76	13	17	4 00	6 50	9	11
1876.	8 50	11 00	15 33	8 13	3 75	5 55	16	20	38	49	11	13	4 00	6 00	7	13
1877.	9 56	11 25	13 24	8 16	3 25	3 75	15	21	41	58	11	13	4 75	8 00	10	14
1878.	9 00	13 50	6 20	3 14	2 75	4 50	14	19	45	60	9	12	3 75	5 50	7	12
1879.	9 50	11 00	9 1/2 24	5 13	2 15	3 25	13	17 1/2	44	64	9 1/2 13 1/2	3 60	6 40	7	12	



LOWEST AND HIGHEST PRICES OF COMMODITIES FOR FIFTY-THREE YEARS—1825-1879.

These tables of prices have been compiled upon the basis of selecting the leading articles entering into general consumption, whether as semi-luxuries or the necessaries of life. The prices quoted being those of the New York market, still wider variations would in some cases have been exhibited if other markets, near the centres of production of some leading staples, had been collated with these. The tables exhibit the violent fluctuations of the civil war period in the United States—1861-65—and the years of expansion immediately succeeding, in contrast with the general decline of the past few years, which has not yet reached, however, save in a few articles, the minimum prices which prevailed before the war.

Year.	Hops.		Iron, Bar.		Iron, Scotch Pig.		Lard.		Leather Hem.		Mackerel, No. 1.		Molasses, N. O.		Oats.									
	lb.		Ton.		Ton.		lb.		lb.		Bbl.		Gal.		Bush.									
	L.	H.	L.	H.	L.	H.	L.	H.	L.	H.	L.	H.	L.	H.	L.	H.								
	cts.		\$		\$		cts.		cts.		\$		cts.		cts.									
1825....	13	25	85	00	120	00	35	00	75	00	7	10	21	25	5	00	5	75	28	43	26	40		
1826...	10	25	85	00	100	00	50	00	70	00	7	9	18	24	4	50	5	75	28	36	42	60		
1827....	8	18	77	00	95	00	50	00	55	00	7	10	17	24	4	75	6	12	31	39	31	56		
1828....	5	10	77	50	82	50	50	00	55	00	6	9	18	24	4	75	6	50	30	36	24	37		
1829....	4	11	72	50	82	50	40	00	55	00	4	6	18	23	4	87	6	00	27	33	27	46		
1830....	10	15	72	50	77	50	40	00	50	00	5	13	18	22	5	00	6	37	28	33	26	40		
1831....	8	17	70	00	80	00	40	00	47	50	8	11	19	24	5	50	6	75	25	34	27	48		
1832....	12	37	70	00	75	00	40	00	47	50	6	10	17	25	4	75	6	50	26	35	38	56		
1833....	17	38	71	00	75	00	37	50	47	50	7	11	16	20	6	25	7	00	27	36	30	48		
1834....	10	20	67	00	75	00	37	50	48	00	7	9	14	19	6	00	6	62	27	31	28	48		
1835...	11	19	67	50	75	00	38	00	42	50	7	11	14	20	6	00	8	25	26	36	33	75		
1836....	12	17	75	00	105	00	38	00	62	50	11	17	14	23	8	00	10	62	32	48	40	75		
1837....	5	9	85	00	105	00	40	00	70	00	6	15	15	24	8	00	10	75	32	45	40	75		
1838....	4	17	85	00	97	50	37	50	55	00	7	15	16	22	10	50	12	18	28	45	25	60		
1839....	15	18	82	50	95	00	37	50	45	00	8	15	17	25	12	00	14	62	26	36	30	60		
1840....	18	62	70	00	82	50	32	50	40	00	7	12	17	22	11	00	14	50	20	30	24	43		
1841....	12	40	60	00	75	00	32	00	37	50	6	9	19	22	12	00	14	75	20	28	37	50		
1842....	10	16	50	00	62	50	23	50	35	00	5	8	16	20	8	00	12	25	16	24	25	53		
1843....	6	12	55	00	60	00	22	50	52	00	5	8	15	18	7	62	11	00	18	31	27	34		
1844....	7	15	57	50	65	00	30	00	35	00	5	7	14	17	9	75	12	25	27	31	27	37		
1845....	12	33	62	50	85	00	30	00	52	50	6	8	14	16	11	50	14	00	22	37	29	51		
1846....	11	35	75	00	80	00	35	00	42	50	5	8	11	14	8	37	13	50	22	34	28	48		
1847....	8	15	70	00	77	50	30	00	42	50	6	11	11	18	8	12	11	75	30	38	39	65		
1848....	3	7	50	00	70	00	25	00	37	50	6	9	12	16	7	00	11	00	20	28	32	51		
1849....	6	17	40	00	55	00	22	50	27	50	6	8	13	17	8	12	13	50	20	32	33	49		
1850....	8	19	40	00	45	00	21	00	24	00	6	7	14	17	8	50	12	50	22	33	37	51		
1851....	24	63	33	50	41	00	19	00	25	00	7	10	13	16	8	50	11	75	28	33	65	80		
1852....	17	47	34	00	55	00	19	00	31	00	9	12	12	18	8	37	12	50	27	35	75	86		
1853....	18	40	55	00	75	00	28	50	38	00	9	12	17	21	11	50	16	00	26	33	41	52		
1854....	22	46	62	50	77	50	32	00	42	50	9	11	18	25	15	12	19	00	19	29	45	75		
1855....	5	27	55	00	65	00	26	50	37	00	9	12	19	25	18	50	22	00	23	40	42	82		
1856....	4	13	50	00	65	00	29	00	37	00	9	14	24	30	19	00	23	00	42	75	35	50		
1857....	3	12	52	00	62	50	28	00	37	50	10	16	25	33	19	00	22	00	35	80	40	66		
1858....	4	10	44	00	55	00	22	00	27	00	8	12	21	26	9	50	14	00	26	52	40	53		
1859....	8	18	42	50	50	00	22	00	31	50	10	12	20	27	15	25	16	75	36	51	36	58		
1860....	6	25	41	00	44	00	20	50	27	00	10	13	20	22	15	00	18	50	36	55	37	47		
1861....	6	32	38	00	50	00	20	00	24	50	8	10	17	22	7	50	14	75	30	55	30	47		
1862....	12	23	50	00	70	00	21	00	33	00	7	10	20	31	9	00	16	50	32	55	37	67		
1863....	15	30	65	00	76	00	32	50	45	00	9	12	26	32	15	50	18	50	35	62	53	90		
1864....	20	52	105	00	220	00	43	00	80	00	12	24	31	46	18	00	28	00	65	1	25	86	1	02
1865....	10	65	100	00	130	00	40	00	55	00	15	29	30	40	15	25	25	00	65	1	50	45	90	
1866....	25	70	94	00	115	00	42	00	55	00	12	22	30	39	20	00	26	00	66	1	25	55	85	
1867....	40	70	80	00	100	00	38	00	49	00	11	14	28	33	14	50	21	50	65	1	20	67	94	
1868....	5	55	80	00	95	00	35	00	45	75	12	20	25	30	14	25	22	50	60	1	05	Nominal.		
1869....	8	28	85	00	95	00	34	50	45	00	16	21	28	32	21	50	28	00	65	1	05	62	84	
1870....	3	27	70	00	90	00	31	00	37	00	12	18	27	31	27	00	30	00	65	1	20	52	69	
1871....	8	65	70	00	95	00	30	00	39	00	9	13	26	30	13	00	27	50	50	75	42	70		
1872...	20	75	85	00	120	00	33	50	61	00	7	10	27	31	10	00	25	00	48	86	42	57		
1873....	35	55	75	00	110	00	37	00	52	00	7	9	25	31	12	00	24	00	61	97	42	58		
1874....	22	45	55	00	80	00	33	00	45	00	8	16	28	30	8	50	22	00	60	85	38	53		
1875....	15	45	50	00	62	50	29	00	41	00	13	16	27	30	7	00	24	00	54	80	30	64		
1876....	15	37	40	00	54	00	27	50	34	00	12	14	21	29	11	50	23	00	50	68	28	35		
1877....	10	32	44	80	48	72	25	00	28	00	8	12	23	30	8	50	15	00	40	59	22	46		
1878.....	5	12	42	50	45	00	21	50	26	50	6	9	19	23	9	00	20	00	36	50	29	45		
1879.....	6	45	45	00	78	50	19	00	30	50	5 1/2	8	18	29	12	50	20	00	32	50	31	50		

LOWEST AND HIGHEST PRICES OF COMMODITIES FOR FIFTY-THREE YEARS—1825-1879.

(Compiled from the Reports of the Secretary of the Treasury for 1863 and 1873, the Commercial and Financial Chronicle, Reports of the N. Y. Chamber of Commerce, and the N. Y. Shipping List and Price Current.)

NOTE.—In the American Almanac and Treasury of Facts for 1873, pp. 278-9, appeared a table of prices compiled on the basis of the average price of each article in New York, the 1st of January of each year. Such a table, however useful, fails to give the data which are important in forming a judgment of the whole range of prices for each year. The following table, carefully compiled from the sources indicated, takes the prices of the twelve months in each year, selecting the highest and lowest quotation for each article. It is to be understood, where no mention of quality is made, that the price quoted is for the cheapest grade of each commodity.

Year.	Pork, Mess.		Rice.		Salt, Liverpool.		Sugar, Raw.		Tobacco, Ky. Leaf.		Wheat.		Whiskey.		Wool.		
	Bbl.		100 lbs.		Sack.		lb.		lb.		Bush.		Gal.		lb.		
	L.	H.	L.	H.	L.	H.	L.	H.	L.	H.	L.	H.	L.	H.	L.	H.	
1825..	12 00	14 75	2 00	4 00	2 37	3 00	6 11	3 9	75	1 06	25	31	30	38			
1826..	10 00	12 00	2 00	3 87	2 12	2 60	6 10	3 8	84	1 02	26	36	28	38			
1827..	11 25	15 25	2 50	4 00	2 15	2 35	6 10	3 6	90	1 25	25	35	20	30			
1828..	12 00	15 00	2 50	4 00	2 25	3 25	6 10	3 6	95	1 62	20	26	20	30			
1829..	11 00	13 75	2 50	3 75	2 12	3 00	5 9	5 7	1 00	1 75	20	26	18	27			
1830..	11 00	15 50	2 00	3 50	1 75	2 20	6 9	3 7	1 00	1 15	21	32	16	30			
1831..	12 00	15 25	2 50	4 00	1 75	2 25	4 7	3 6	1 06	1 35	27	37	20	35			
1832..	12 50	14 25	2 75	4 25	1 75	2 50	5 7	3 6	1 12	1 35	26	35	20	35			
1833..	12 50	17 00	2 75	3 75	1 60	2 00	5 9	3 8	1 15	1 28	29	36	27	35			
1834..	12 75	15 00	2 25	3 62	1 40	1 80	5 8	4 8	1 02	1 10	20	29	25	35			
1835..	13 50	18 50	2 75	4 50	1 47	2 25	6 9	6 11	1 04	1 50	30	38	25	40			
1836..	18 00	30 00	3 00	4 25	1 60	2 12	7 11	6 10	1 37	2 12	31	44	35	50			
1837..	16 00	24 50	3 12	5 00	1 20	2 62	5 8	3 9	1 55	2 10	20	48	28	50			
1838..	16 50	25 50	3 25	5 37	1 62	2 37	6 8	4 13	1 35	2 00	30	43	28	40			
1839..	14 50	23 50	3 00	5 00	1 44	2 12	6 8	8 16	1 15	1 37	28	46	37	40			
1840..	13 00	16 00	2 75	4 00	1 40	1 75	4 8	3 16	95	1 25	21	30	20	35			
1841..	8 75	13 50	2 87	4 12	1 40	1 98	4 7	4 14	90	1 50	19	25	20	30			
1842..	6 75	10 25	2 00	3 31	1 37	2 25	3 7	2 9	83	1 30	16	21	18	22			
1843..	7 50	11 50	1 87	3 00	1 35	1 62	3 7	2 7	84	1 20	18	24	18	24			
1844..	8 50	10 25	2 25	3 62	1 25	1 52	5 7	2 6	82	1 12	21	29	25	37			
1845..	9 25	14 12	2 62	4 75	1 32	1 47	3 7	2 7	85	1 40	20	28	24	30			
1846..	9 62	13 37	2 87	4 50	1 25	1 50	5 8	2 7	80	1 35	18	25	18	28			
1847..	10 25	16 00	8 25	13 75	1 20	1 55	5 8	2 8	1 05	1 95	24	34	22	30			
1848..	9 00	13 00	7 75	13 00	1 25	1 55	10 15	3 8	95	1 40	21	27	20	30			
1849..	9 87	14 25	2 25	3 50	1 20	1 40	4 6	3 9	1 20	1 35	20	28	25	32			
1850..	10 00	11 87	2 25	3 37	1 15	1 75	4 7	5 14	1 09	1 50	23	27	30	35			
1851..	12 06	15 50	2 75	3 12	1 02	1 60	4 6	3 14	93	1 22	20	27	30	41			
1852..	14 62	19 75	2 75	5 00	1 05	1 55	3 5	3 9	1 03	1 15	20	25	26	42			
1853..	13 01	19 75	3 37	4 50	1 12	1 62	4 6	4 10	1 22	1 80	22	32	38	44			
1854..	12 12	16 00	4 12	4 62	1 47	1 70	3 6	5 11	1 75	2 50	26	41	25	40			
1855..	12 50	23 00	2 50	5 87	90	1 22	4 8	6 13	1 96	2 80	30	43	24	34			
1856..	16 25	21 00	3 62	4 87	80	1 05	6 10	6 16	1 30	2 17	25	36	30	38			
1857..	16 50	25 70	3 25	5 37	70	84	9 11	7 20	1 25	1 95	21	37	30	44			
1858..	15 35	19 00	2 75	3 75	62	80	5 8	6 18	1 20	1 50	21	35	27	32			
1859..	14 60	18 12	3 00	4 50	75	1 07	5 8	4 14	1 30	1 65	23	29	34	45			
1860..	16 12	19 75	3 00	4 62	68	1 15	6 8	3 13	1 35	1 70	19	27	34	40			
1861..	12 25	18 00	3 00	7 25	50	95	4 9	3 16	1 20	1 60	15	21	22	45			
1862..	11 00	14 50	6 62	7 75	85	1 52	7 11	6 30	1 30	1 55	19	39	40	65			
1863..	11 50	18 25	3 75	8 50	1 20	1 70	7 14	8 36	1 25	2 00	44	78	62	80			
1864..	19 50	43 25	7 00	15 50	1 75	3 50	11 25	8 55	1 72	2 75	60	2 03	75	1 10			
1865..	19 00	31 50	9 75	14 00	1 55	2 50	11 17	7 45	1 25	1 88	1 92	2 25	70	77			
1866..	21 18	33 55	11 50	15 25	2 50	4 10	10 15	8 18	2 20	3 45	2 00	2 33	25	27			
1867..	18 90	24 10	8 50	12 50	2 60	2 75	9 10	9 16	2 30	3 40	2 10	2 32	25	37			
1868..	21 10	29 50	8 25	11 25	2 50	2 60	9 12	8 15	2 05	3 25	91	2 30	34	37			
1869..	26 50	33 37	7 25	10 00	2 50	3 00	9 13	8 13	1 45	2 18	90	1 14	32	35			
1870..	20 00	30 00	5 50	9 50	2 40	3 25	9 10	7 12	1 40	1 90	82	1 05	34	45			
1871..	12 85	23 00	6 75	9 75	2 80	3 25	7 10	6 11	1 45	2 00	85	95	32	63			
1872..	12 80	16 00	7 50	9 50	2 80	3 25	7 9	9 16	1 65	2 10	82	91	45	67			
1873..	13 00	11 00	7 00	9 50	3 00	3 50	7 9	9 16	1 55	2 25	86	1 05	35	57			
1874..	13 85	24 25	6 75	10 00	1 10	3 00	7 8	7 25	93	1 35	92	1 03	36	48			
1875..	18 00	22 75	6 50	8 50	1 15	2 35	7 9	9 28	92	1 37	93	1 19	38	48			
1876..	15 70	22 37	5 00	7 50	1 15	2 50	7 10	7 19	84	1 27	1 04	1 10	25	43			
1877..	11 75	17 37	5 00	7 00	1 10	2 50	7 10	7 16	1 06	1 85	1 04	1 09	32	43			
1878..	8 25	13 00	5 50	8 00	1 10	2 50	6 1/2	8 1/2	83	1 31	1 03	1 14	20	33			
1879...	7 80	12 75	5 50	7 25	1 40	2 50	6 9	4 1/2	7 1/2	1 10	1 56	1 05	1 17	27	50		



Comparative Rates of Weekly Wages Paid in Europe and in the United States in 1878.

[Condensed from the Report of the Secretary of State on the State of Labor in Europe, derived from facts reported by the United States Consuls, Washington, 1879.]

	Belgium.	Denmark	France	Germany	Italy.	Great Britain.	UNITED STATES.	
							New York.	Chicago.
	\$	\$	\$	\$	\$	\$	\$	\$
Bakers.....	4.40	4.25	5.55	3.50	3.90	6.50-6.60	5-8	8-12
Blacksmiths.....	4.40	3.90	5.45	3.55	3.94	7.04-8.12	10-14	9-12
Bookbinders.....	.....	3.72	4.85	3.82	3.90	6.50-7.83	12-18	9-20
Bricklayers.....	6.00	.....	4.00	3.60	3.45	7.58-9.13	12-15	6-10½
Cabinet-makers.....	4.80	.....	6.00	3.97	4.95	7.70-8.48	9-13	7-15
Carpenters and Joiners	5.40	4.25	5.42	4.00	4.18	7.33-8.25	9-12	7½-12
Farm Laborers.....	.....	.....	3.15	2.87	3.50	3.40-4.25	.....	.....
Laborers, Porters, etc.	3.00	.....	.....	2.92	2.60	4.50-5.00	6-9	5½-9
Painters.....	4.20	4.15	4.90	3.92	4.60	7.25-8.16	10-16	6-12
Plasterers.....	5.40	.....	.....	3.80	4.35	7.68-10.13	10-15	9-15
Plumbers.....	6.00	.....	5.50	3.60	3.90	7.13-8.46	12-18	12-20
Printers.....	.....	4.62	4.70	4.80	3.90	7.52-7.75	8-18	12-18
Shoemakers.....	.....	3.30	4.75	3.12	4.32	7.35	12-18	9-18
Tailors.....	.....	4.10	5.10	3.58	4.30	5.00-7.30	10-18	6-18
Tinsmiths.....	4.80	3.90	4.40	3.65	3.60	6.0-7.30	10-14	9-12

Comparative Retail Prices of the Necessaries of Life in Europe and the United States in 1878.

[Condensed from the Report of the Secretary of State on the State of Labor in Europe, derived from facts reported by the United States Consuls, Washington, 1879.]

	Belgium.	France	Germany	Italy.	Switzerland	Great Britain.	UNITED STATES.	
							New York.	Chicago.
	Cents	Cents.	Cents	Cents	Cents.	Cents.	Cents.	Cents.
Beef—Roast...lb.	20	22	22	20	50	22	12-16	8-12½
Corned...lb.	16	16	13	12	18	18-20	8-12	4-7
Beans.....qt.	.....	.....	10	13	.....	9	7-10	5-9
Bread.....lb.	4-5	3	3-7	6	4	3½-4½	4-4½	4-4½
Butter.....lb.	20-50	25	22	28	36	29-38	25-32	16-40
Coal.....ton.	.....	.....	\$4.25	\$11.00	.....	\$2.65-\$4.10	\$3-\$5.25	\$3-\$6.75
Codfish.....lb.	.....	.....	.....	9	.....	6-8	6-7	5-9
Coffee.....lb.	30-40	30	35	32	30	28-50	20-30	16-40
Eggs.....doz.	20-25	18	20	18	20	14-30	25-30	10-24
Flour.....lb.	.....	4	5½	10	7	3½-4½	3-4	2½-4½
Lard.....lb.	20	20	21	22	.....	12-18	10-12	6-10
Milk.....qt.	.....	.....	4	7	5	5-9	8-10	3-6
Mutton, fore qr.lb.	16	16	14½	15	18	16-17	9-10	5-12½
Oatmeal.....lb.	.....	.....	8	.....	.....	3½-4½	4-5	4-5
Pork, fresh...lb.	16	14	17	13	18	10-16	8-10	4-5
" salted...lb.	16	14	17	18	20	10-16	8-10	6-12
" Bacon...lb.	18	20	20	22	.....	12-16	8-10	7-12
" Sausage.lb.	20	16	19	20	.....	18	8-10	6-10
Potatoes..bushel.	56	50	50	\$1.15	60	68-\$2.00	\$1.40-\$1.60	60-80
Rice.....lb.	.....	.....	9	6	.....	3½-8	8-10	5-10
Soap.....lb.	.....	.....	10	4	.....	5½-9	6-7	3-8
Sugar.....lb.	15-20	.....	11	8½	08	5½-10	8-10	7-10
Tea.....lb.	.....	.....	75	.....	50	43-88	50-60	25-\$1.00

## STATE CAPITALS AND GOVERNORS IN 1881.

STATE.	CAPITAL.	GOVERNOR.	Years of Term.	Term Began.	Term Ends.	Salary.
Alabama.....	Montgomery.	Rufus W. Cobb, D.....	2	Nov. 29, '80	Nov. 29, '82	\$3,000
Arkansas.....	Little Rock....	Tho's J. Churchill, D..	2	Jan. 4, '81	Jan. 2, '83	3,500
California.....	Sacramento...	George C. Perkins, R..	4	Jan. 5, '80	Jan. 7, '84	6,000
Colorado.....	Denver.....	Fred'k W. Pitkin, R...	2	Jan. 11, '81	Jan. 9, '83	3,000
Connecticut.....	Hartford.....	Hobart B. Bigelow, R.	2	Jan. 5, '81	Jan. 3, '83	2,000
Delaware.....	Dover.....	John W. Hall, D.....	4	Jan. 21, '79	Jan. 21, '83	2,000
Florida.....	Tallahassee ...	Wm. D. Bloxham, D..	4	Jan. 4, '81	Jan. 6, '85	3,500
Georgia.....	Atlanta.....	Alfred H. Colquitt, D..	2	Nov. 3, '80	Nov. 3, '82	3,000
Illinois.....	Springfield...	Shelby M. Cullom, R..	4	Jan. 10, '81	Jan. 12, '85	6,000
Indiana.....	Indianapolis..	Albert G. Porter, R....	4	Jan. 10, '81	Jan. 12, '85	5,000
Iowa.....	Des Moines...	John H. Gear, R.....	2	Jan. 12, '80	Jan. 9, '82	4,000
Kansas.....	Topeka.....	John P. St. John, R...	2	Jan. 10, '81	Jan. 9, '83	3,000
Kentucky.....	Frankfort. ....	L. P. Blackburn, D...	4	Sept. 3, '79	Sept. 5, '83	5,000
Louisiana†.....	Baton Rouge..	Louis A. Wiltz, D.....	4	Jan. ...., '80	Jan. ...., '84	4,000
Maine.....	Augusta.....	Harris M. Plaisted,*D	2	Jan. 5, '81	Jan. 3, '83	2,000
Maryland.....	Annapolis.....	Wm. T. Hamilton, D..	4	Jan. 14, '80	Jan. 7, '84	4,500
Massachusetts..	Boston.....	John D. Long, R.....	1	Jan. 5, '81	Jan. 4, '82	4,000
Michigan.....	Lansing.....	David H. Jerome, R...	2	Jan. 1, '81	Jan. 1, '83	1,000
Minnesota.....	St. Paul.....	John S. Pillsbury, R...	2	Jan. 6, '80	Jan. 3, '82	3,800
Mississippi.....	Jackson.....	John M. Stone, D.....	4	Jan. 1, '78	Jan. 3, '82	4,000
Missouri.....	Jefferson City	Thos. T. Crittenden, D	4	Jan. 10, '81	Jan. 12, '85	5,000
Nebraska.....	Lincoln.....	Albinus Nance, R.....	2	Jan. 4, '81	Jan. 2, '83	2,500
Nevada.....	Carson City...	John H. Kinkead, R...	4	Jan. 6, '79	Jan. 2, '83	6,000
New Hampshire	Concord.....	Charles H. Bell, R.....	2	June 1, '81	June 6, '83	1,000
New Jersey.....	Trenton.....	George C. Ludlow, D.	3	Jan. 18, '81	Jan. 21, '84	5,000
New York.....	Albany.....	Alonzo B. Cornell, R..	3	Jan. 1, '80	Jan. 1, '83	10,000
North Carolina..	Raleigh.....	Thomas J. Jarvis, D..	4	Jan. 1, '81	Jan. 1, '85	3,000
Ohio.....	Columbus.....	Charles Foster, R.....	2	Jan. 12, '80	Jan. 9, '82	4,000
Oregon.....	Salem.....	William W. Thayer, D	4	Sept. 12, '78	Sept. 13, '82	1,500
Pennsylvania ...	Harrisburg ...	Henry M. Hoyt, R.....	3	May 25, '80	May 31, '83	10,000
Rhode Island...	N'port & Prov	A. H. Littlefield, R....	1	May 25, '80	May 31, '81	1,000
South Carolina..	Columbia.....	Johnson Hagood, D...	2	Dec. 30, '80	Dec. 30, '82	3,500
Tennessee.....	Nashville.....	Alvin Hawkins, R.....	2	Jan. 15, '81	Jan. 15, '83	4,000
Texas.....	Austin.....	Oran M. Roberts, D...	2	Jan. 15, '81	Jan. 15, '83	4,000
Vermont.....	Montpelier ...	Roswell Farnham, R..	2	Oct. 6, '80	Oct. 4, '82	1,000
Virginia.....	Richmond.....	F. W. M. Holliday, D.	4	Jan. 1, '78	Jan. 1, '82	5,000
West Virginia...	Wheeling.....	Jacob B. Jackson, D..	4	Mar. 4, '81	Mar. 4, '85	2,700
Wisconsin.....	Madison.....	William E. Smith, R...	2	Jan. 5, '80	Jan. 2, '82	5,000

Republican Governors, 20.  
Republican Legislatures, 21.

Democratic Governors, 18.  
Democratic Legislatures, 17.

\*.Elected by a fusion of the Democratic and Greenback parties.

† By the new Constitution of Louisiana, adopted Dec. 2, 1879, the State capital is removed from New Orleans to Baton Rouge after 1880.

## Governors of the Territories in 1881.

TERRITORY.	CAPITAL.	GOVERNOR.	Years of Term.	Term Began.	Term Ends.	Salary.
Arizona.....	Prescott.....	John C. Fremont, R...	4	June 12, '78	June 12, '82	\$2,600
Dakota.....	Yankton.....	Neh. G. Ordway, R....	4	May 22, '80	May 22, '84	2,600
Idaho.....	Boise City.....	John B. Neil, R.....	4	July 12, '80	July 12, '84	2,600
Montana.....	Helena.....	Benjamin F. Potts, R.	4	July 13, '78	July 13, '82	2,600
New Mexico.....	Santa Fé.....	Lewis Wallace, R.....	4	Sept. 3, '78	Sept. 3, '82	2,600
Utah.....	Salt Lake City	Eli H. Murray, R.....	4	Jan. 27, '80	Jan. 27, '84	2,600
Washington.....	Olympia.....	William A. Newell, R.	4	April 26, '80	April 26, '84	2,600
Wyoming.....	Cheyenne.....	John W. Hoyt, R.....	4	April 10, '78	April 10, '82	2,600



LEGISLATURES AND ELECTIONS OF STATES.

STATES.	Ses- sions.	Next Legis- lature meets	Limit of Session.	T'm of S.	T'm of R.	Salary.	Next Election.
Alabama.....	Bien.	Nov. 7, '82.	50 days.	4	2	\$4 a day & 10c. mil.	Bien. Aug. 7, '82.
Arkansas.....	Bien.	Jan. 10, '81.	60 days.	4	2	\$6 a day.	Bien. Sep. 4, '82.
California.....	Bien.	Jan. 2, '82.	60 days.	4	2	{ \$8 a day & 10c. } mileage & \$25.	Bien. Nov. 7, '82.
Colorado.....	Blen.	Jan. 5, '81.	40 days.	4	2	\$4 a day & 15c. mil.	Bien. Nov. 7, '82.
Connecticut..	Ann.	Jan. 5, '81.	None.	2	1	\$300 & mileage.	Ann. Nov. 3, '81.
Delaware.....	Bien.	Jan. 4, '81.	None.	4	2	\$3 a day & mil.	Bien. Nov. 7, '82.
Florida.....	Bien.	Jan. 4, '81.	60 days.	4	2	\$6 a day & 10c. mil.	Bien. Nov. 7, '82.
Georgia.....	Bien.	Nov. 1, '82.	40 days.	2	2	\$4 a day & mil.	Bien. Oct. 4, '82.
Illinois.....	Bien.	Jan. 5, '81.	None.	4	2	{ \$5 a day & 10c. } mileage & \$50.	Bien. Nov. 7, '82.
Indiana (1)....	Blen.	Jan. 6, '81.	60 days.	4	2	\$6 a day & 20c. mil.	Bien. Oct. 10, '82.
Iowa.....	Bien.	Jan. 9, '82.	None.	4	2	\$550 a year.	Bien. Oct. 11, '81.
Kansas.....	Bien.	Jan. 11, '81.	50 days.	4	2	\$3 a day & 15c. mil.	Bien. Nov. 7, '82.
Kentucky.....	Bien.	Dec. 31, '81.	60 days.	4	2	\$5 a day & 15c. mil.	Bien. Nov. 7, '82.
Louisiana.....	Bien.	May 8, '82.	90 days.	4	4	\$4 a day & mil.	Bien. Nov. 7, '82.
Maine.....	Bien.	Jan. 5, '81.	None.	2	2	\$150 a year.	Bien. Sep. 11, '82.
Maryland.....	Bien.	Jan. 4, '82.	90 days.	4	2	\$5 a day & mil.	Bien. Nov. 7, '82.
Massachu's..	Ann.	Jan. 5, '81.	None.	1	1	\$500 a year.	Ann. Nov. 8, '81.
Michigan.....	Bien.	Jan. 5, '81.	None.	2	2	\$3 a day & 10c. mil.	Bien. April 4, '81.
Minnesota.....	Bien.	Jan. 4, '81.	60 days.	2	1	\$5 a day & 15c. mil.	Bien. Nov. 7, '82.
Mississippi...	Bien.	Jan. 2, '82.	None.	4	2	\$300 a year.	Bien. Nov. 8, '81.
Missouri.....	Bien.	Jan. 5, '81.	70 days.	4	2	{ \$5 a day & mil. } & \$30.	Bien. Nov. 7, '82.
Nebraska.....	Bien.	Jan. 4, '81.	40 days.	2	2	\$3 a day & 10c. mil.	Bien. Nov. 7, '82.
Nevada.....	Bien.	Jan. 3, '81.	60 days.	4	2	\$8 a day & 40c. mil.	Bien. Nov. 7, '82.
N. Hamp're...	Bien.	June 1, '81.	None.	2	2	\$3 a day & mil.	Bien. Nov. 7, '82.
New Jersey...	Ann.	Jan. 11, '81.	None.	3	1	\$500 a year.	Ann. Nov. 8, '81.
New York.....	Ann.	Jan. 4, '81.	None.	2	1	\$1,500 & 10c. mil.	Ann. Nov. 8, '81.
N. Carolina...	Bien.	Jan. 5, '81.	60 days.	2	2	\$4 a day & 10c. mil.	Bien. Nov. 7, '82.
Ohio.....	Bien.	Jan. 3, '81.	None.	2	2	{ \$5 a day & \$3 } for 25 miles.	Ann. Oct. 11, '81.
Oregon.....	Bien.	Sep. 11, '82.	40 days.	4	2	\$3 a day & 15c. mil.	Bien. June 5, '82.
Pennsylv'a ...	Bien.	Jan. 4, '81.	None.	4	2	{ \$1,000 for 100 } days & 5c. mil.	Ann. Nov. 8, '81.
Rhode Isl'd*..	Ann.	Jan. 18, '81.	None.	1	1	\$1 a day & 8c. mil.	Ann. April 6, '81.
S. Carolina...	Ann.	Nov. 23, '81.	None.	4	2	\$5 a day & 10c. mil.	Bien. Nov. 7, '82.
Tennessee....	Bien.	Jan. 3, '81.	75 days.	2	2	\$4 a day & 16c. mil.	Bien. Nov. 7, '82.
Texas.....	Bien.	Jan. 11, '81.	60 days.	4	2	\$5 a day.	Bien. Nov. 7, '82.
Vermont.....	Bien.	Oct. 4, '82.	None.	2	2	\$3 a day.	Bien. Sep. 5, '82.
Virginia.....	Bien.	Dec. 7, '81.	90 days.	4	2	\$540 a year.	Bien. Nov. 7, '82.
W. Virginia...	Bien.	Jan. 12, '81.	45 days.	4	2	\$4 a day & mil.	Bien. Oct. 10, '82.
Wisconsin.....	Ann.	Jan. 12, '81.	None.	2	1	\$350 & 10c. mil.	Ann. Nov. 8, '81.
<b>TERRITORIES.</b>							
Arizona.....	Bien.	Jan. 3, '81.	40 days.	2	2	} \$4 a day & 20c. mileage.	Bien. Nov. 7, '82.
Dakota.....	Bien.	Jan. 11, '81.	40 days.	2	2		Bien. Nov. 7, '82.
Idaho.....	Bien.	Dec. 13, '80.	40 days.	2	2		Bien. Nov. 7, '82.
Montana.....	Bien.	Jan. 10, '81.	40 days.	2	2		Bien. Nov. 7, '82.
N. Mexico.....	Bien.	Jan. 2, '82.	40 days.	2	2		Bien. Nov. 7, '82.
Utah.....	Bien.	Jan. 2, '82.	40 days.	2	2		Ann. Aug. 7, '81.
Washington..	Bien.	Oct. 3, '81.	40 days.	2	2		Bien. Nov. 7, '82.
Wyoming.....	Bien.	Jan. 11, '82.	40 days.	2	2	Bien. Nov. 7, '82.	

\* The Rhode Island Legislature is required to meet annually the last Tuesday in May, at Newport, and an adjourned session to be holden annually at Providence.

NOTE.—In Ohio and a few other States, where the Legislative sessions are biennial, the Legislature holds "Adjourned Sessions," practically amounting to annual meetings.

By Act of Congress, March 1, 1792, amended in 1845, a uniform day of election for Electors of President and Vice-President is fixed for all the States—being the Tuesday after the first Monday in November, every fourth year after a President has been elected.

(1.) In Indiana a constitutional amendment, changing election day from October to November, was adopted, April, 1880, by popular majority, but adjudged invalid by the Supreme Court.

STATE DEBTS, VALUATION AND TAXES.

THE following statistics of the finances of the thirty-eight States in the Union have been derived in most cases from the officers of the States themselves.

STATES.	Date of Statement.	AMOUNT OF STATE DEBT.		Amount raised by Taxation last year.	AMOUNT OF TAXABLE PROPERTY AS ASSESSED		State Tax on \$100.
		Funded.	Unfund'd		Real.	Personal.	
Alabama ...	Sept. 30, 1880	\$ 9,079,000	\$ 2,523,252	\$ 763,735	\$ 83,000,000	\$ 37,000,000	Cts. 65
Arkansas ...	Sept. 30, 1880	2,813,509	2,232,905	613,957	54,606,057	32,286,484	65
California ..	July 1, 1880	3,396,500 <sup>6</sup>	None.	3,153,022	329,213,192	140,431,866	62½
Colorado ...	Nov. 30, 1880	No funded debt.	162,887	155,506	25,804,345	17,268,303	36
Connectic't	Dec. 1, 1880	4,967,600	None.	1,466,263	228,487,700	95,901,223	15
Delaware...	Jan. 1, 1879	953,000	.....	134,400	..... 7	.....	.....
Florida.....	Jan. 1, 1879	1,284,700	10,905	250,473	18,950,160	10,521,067	70
Georgia.....	Oct. 1, 1880	9,951,500	.....	1,092,822	139,657,250	99,276,876	35
Illinois.....	Oct. 1, 1880	No debt.	None.	3,300,000	620,042,868	106,573,526	36
Indiana.....	Nov. 1, 1880	4,998,178	.....	1,670,292	525,413,900	192,382,202	30
Iowa.....	Oct. 30, 1880	545,425	.....	843,964	303,381,498	102,159,899	20
Kansas.....	July 1, 1880	1,181,975	.....	883,139	108,101,122	52,469,639	55
Kentucky... Oct. 10, 1879	1,858,008	.....	1,430,957	{ 345,037,875 Real & Personal. }	40		
Louisiana.. Jan. 1, 1880	11,781,761	4,559,732	2,432,188	{ 149,635,805 Real & Personal. }	60		
Maine..... Jan. 1, 1880	5,848,900	2,521,657	900,000	{ 224,579,569 Real & Personal. }	40		
Maryland... Oct. 1, 1880	11,277,111 <sup>1</sup>	.....	938,463	{ 459,187,408 Real & Personal. }	18¾		
Massac'ts... Jan. 1, 1880	33,020,464 <sup>2</sup>	.....	4,950,000	{ 1,111,160,072 Real & Personal. }	3½		
Michigan... Oct. 1, 1880	905,149	.....	1,153,096	{ 630,000,000 Real & Personal. }	13½		
Minnesota.. Nov. 30, 1880	2,565,000	122,002	380,906	{ 203,473,637 Real & Personal. }	20		
Mississippi Jan. 1, 1880	3,090,155 <sup>3</sup>	.....	444,327	{ 76,139,102 Real & Personal. }	35		
Missouri ... Jan. 1, 1880	16,508,000	250,000	2,129,518	{ 381,555,000 Real & Personal. }	40		
Nebraska... Nov. 30, 1880	449,267	.....	907,468	{ 43,694,355 Real & Personal. }	40		
Nevada..... Jan. 1, 1879	557,017	88,625	252,404	{ 16,820,384 Real & Personal. }	90		
N. Hamps... June 1, 1880	3,501,100	60,100	400,000	{ 206,959,017 Real & Personal. }	20		
N. Jersey... Nov. 1, 1880	1,896,300	.....	820,000	{ 445,918,221 Real & Personal. }	25		
New York... Oct. 1, 1880	9,114,054 <sup>4</sup>	.....	7,690,416	{ 2,333,669,813 Real & Personal. }	65		
N. Carolina Sopt. 30, 1879	16,969,045	10,160,183	533,635	{ 381,555,018 Real & Personal. }	32½		
Ohio..... Nov. 15, 1880	6,476,805	4,165	4,411,725	{ 1,102,049,931 Real & Personal. }	29		
Oregon..... Sept. 1, 1880	356,508	154,868	324,959	{ 46,422,817 Real & Personal. }	70		
Pennsylv'a Dec. 1, 1879	21,389,950 <sup>5</sup>	88,719	5,392,361	{ No tax on Real Estate. }	128,490,420	30	
Rhode Isl'd Nov. 1, 1880	2,534,500	None.	388,552	{ 243,658,190 Real & Personal. }	84,872,369	12	
S. Carolina Nov. 23, 1880	5,967,450	671,721	715,982	{ 76,883,366 Real & Personal. }	43,967,758	45	
Tennessee.. Dec. 1, 1880	20,206,300	6,636,550	626,529	{ 196,165,644 Real & Personal. }	16,952,036	10	
Texas..... Jan. 1, 1879	5,034,109	52,674	1,396,170	{ 186,297,495 Real & Personal. }	114,227,912	50	
Vermont ... Oct. 1, 1880	No debt.	.....	292,228	{ 71,017,001 Real & Personal. }	15,375,533	40	
Virginia ... Dec. 1, 1879	29,189,523	2,037,560	2,067,678	{ 248,455,933 Real & Personal. }	70,937,626	50	
West Va.... { Creation of State Debt prohibited by Constitution. }	.....	.....	515,241	{ 95,079,808 Real & Personal. }	33,480,119	30	
Wisconsin . Nov. 29, 1880	2,252,057	.....	557,003	{ 344,788,771 Real & Personal. }	94,183,030	10 3-10	
Aggregate...		251,840,921	32,329,505	56,379,679	15,101,534,830		

1. The State of Maryland held \$4,235,713 in interest-paying securities of corporations, besides \$23,360,682 in unproductive securities.

2. Massachusetts held \$12,235,248 in sinking fund, January 1, 1880.

3. Mississippi's debt was due the school fund to the amount of \$1,818,145, on which interest only is payable, leaving net debt, less cash in treasury, \$386,253.

4. New York held in sinking fund, October 1, 1880, \$2,054,480.

5. Pennsylvania held, December 1, 1879, \$1,202,373 in sinking fund; in stocks of incorporated companies, interest paying, \$7,300,000; net debt, \$13,794,328.

6. California holds in trust for her own school and university funds, \$2,790,000 of her bonded debt, on which interest only is payable, reducing the net debt to \$606,500.

7. Delaware has no State tax on property, and therefore no State valuation of taxable property.



Historical and Statistical Table of the United States and Territories, showing the Area of each in Square Miles and in Acres; the Date of Organization of Territories; Date of Admission of New States into the Union, with the Statutory References for each.

Corrected from Report of Commissioner of the General Land Office.

THE THIRTEEN ORIGINAL STATES.	Ratified the Constitution.	Area of the Original States.	
		In Square Miles.	In Acres.
New Hampshire.....	June 21, 1788	9,280	5,939,200
Massachusetts.....	Feb. 6, 1788	7,800	4,992,000
Rhode Island.....	May 29, 1790	1,306	835,840
Connecticut.....	Jan. 9, 1788	4,750	3,040,000
New York.....	July 26, 1788	47,000	30,080,000
New Jersey.....	Dec. 18, 1787	8,320	5,324,800
Pennsylvania.....	Dec. 12, 1787	46,000	29,440,000
Delaware.....	Dec. 7, 1787	2,120	1,356,800
Maryland.....	April 28, 1788	11,124	7,119,360
Virginia—East and West.....	June 25, 1788	61,352	39,265,280
North Carolina.....	Nov. 21, 1789	50,704	32,450,560
South Carolina.....	May 23, 1788	34,000	21,760,000
Georgia.....	Jan. 2, 1788	58,000	37,120,000

STATES ADMITTED.	Act Organiz- ing Territory.	U. S. Statutes.		Act Admit- ting State.	U. S. Statutes.		Admission Took Effect.	Area of Admitted States and Territories.	
		Vol.	P.		Vol.	P.		In Sq. Miles.	In Acres.
Kentucky.....	(Out of Va.)	.....	.....	Feb. 4, 1791	1	189	June 1, 1792	37,680	24,115,200
Vermont.....	Out of N.H.&N.Y.	.....	.....	Feb. 18, 1791	1	191	Mar. 4, 1791	9,612	6,151,680
Tennessee.....	(Out of N. C.)	.....	.....	June 1, 1796	1	491	June 1, 1796	45,600	29,184,000
Ohio.....	Ord'n'e of 1787	1	5	Apr. 30, 1802	2	173	Nov. 29, 1802	39,964	25,576,960
Louisiana.....	March 3, 1805	2	331	Apr. 8, 1812	2	701	Apr. 30, 1812	41,346	26,461,440
Indiana.....	May 7, 1800	2	58	Dec. 11, 1816	3	399	Dec. 11, 1816	33,809	21,637,760
Mississippi.....	April 7, 1798	1	549	Dec. 10, 1817	3	472	Dec. 10, 1817	47,156	30,179,840
Illinois.....	Feb. 3, 1809	2	514	Dec. 3, 1818	3	536	Dec. 3, 1818	55,410	35,462,400
Alabama.....	March 3, 1817	3	371	Dec. 14, 1819	3	608	Dec. 14, 1819	50,722	32,462,080
Maine.....	(Out of Mass.)	.....	.....	Mar. 3, 1820	3	544	Mar. 15, 1820	35,000	22,400,000
Missouri.....	June 4, 1812	2	743	Mar. 2, 1821	3	645	Aug. 10, 1821	65,350	41,824,000
Arkansas.....	March 2, 1819	3	493	June 15, 1836	5	50	June 15, 1836	52,198	33,406,720
Michigan.....	Jan. 11, 1805	2	309	Jan. 26, 1837	5	144	Jan. 26, 1837	56,451	36,128,640
Florida.....	Mar. 30, 1822	3	654	Mar. 3, 1845	5	742	Mar. 3, 1845	59,268	37,931,520
Iowa.....	June 12, 1838	5	235	Mar. 3, 1845	5	742	Dec. 28, 1846	55,045	35,228,800
Texas.....	(Annexed.)	5	797	Mar. 1, 1845	9	108	Dec. 29, 1845	274,356	175,587,840
Wisconsin.....	April 20, 1836.	5	10	Mar. 3, 1847	9	178	May 29, 1848	53,924	34,511,360
California.....	(Fr'm Mexico)	.....	.....	Sept. 9, 1850	9	452	Sept. 9, 1850	157,801	100,992,640
Minnesota.....	March 3, 1849	9	403	May 4, 1858	11	285	May 11, 1858	83,531	53,459,840
Oregon.....	Aug. 14, 1848	9	323	Feb. 14, 1859	11	383	Feb. 14, 1859	95,274	60,975,360
Kansas.....	May 30, 1854	10	277	Jan. 29, 1861	12	126	Jan. 29, 1861	80,891	51,770,240
West Virginia.....	(Out of Va.)	.....	.....	Dec. 31, 1862	12	633	June 19, 1863	23,000	14,720,000
Nevada.....	March 2, 1861	12	209	Mar. 21, 1864	13	30	Oct. 31, 1864	112,090	71,737,600
Nebraska.....	May 30, 1854	10	277	Feb. 9, 1867	14	391	Mar. 1, 1867	75,995	48,636,800
Colorado.....	Feb. 28, 1861	12	172	Mar. 3, 1875	18	474	Aug. 1, 1876	104,500	66,880,000

## POPULATION, CAPITALS, AND AREA OF PRINCIPAL NATIONS.

COUNTRIES.	CAPITAL.	Last Census.	Population.	Area Square Miles.	Inhabitants to the Square Mile.
Argentine Republic.....	Buenos Ayres.....	1875	1,715,681	871,000	1.96
Austria-Hungary.....	Vienna.....	1869	35,904,435	226,406	158.58
Belgium.....	Brussels.....	1876	5,336,185	11,373	469.20
Bolivia.....	La Paz.....	1861	1,742,352	473,300	3.70
Brazil.....	Rio de Janeiro....	1872	10,108,291	3,275,326	3.08
Canada, Dominion of....	Ottawa.....	1871	3,602,321	3,483,952	1.03
Chile.....	Santiago.....	1875	2,075,971	130,977	15.79
Chinese Empire.....	Pekin.....	Est.	433,500,000	3,924,627	110.45
Colombia.....	Bogota.....	1870	2,951,311	432,400	6.82
Egypt.....	Cairo.....	Est.	5,252,000	212,600	24.70
Denmark.....	Copenhagen.....	1870	1,980,675	14,553	131.32
Ecuador.....	Quito.....	1875	866,137	218,984	3.49
France.....	Paris.....	1876	36,905,788	201,900	182.79
Germany.....	Berlin.....	1875	42,727,360	212,091	201.45
Great Britain and Ireland.	London.....	1871	31,628,338	121,230	268.08
Greece.....	Athens.....	1870	1,457,894	19,941	72.96
India, British.....	Calcutta.....	1871	190,663,623	950,919	200.50
Italy.....	Rome.....	1871	26,801,154	112,677	243.91
Japan.....	Yeddo.....	1874	33,623,319	156,604	214.71
Mexico.....	Mexico.....	1871	9,276,079	761,640	12.18
Morocco.....	Morocco.....	Est.	6,000,000	219,000	27.39
Netherlands.....	Amsterdam.....	1869	3,579,529	12,680	282.30
Norway.....	Christiania.....	1875	1,806,900	122,280	14.78
Paraguay.....	Asuncion.....	1873	221,079	57,303	3.85
Persia.....	Teheran.....	Est.	6,500,000	648,000	10.03
Peru.....	Lima.....	1876	2,699,945	502,760	5.31
Portugal.....	Lisbon.....	1875	4,441,037	36,510	121.31
Russian Empire.....	St. Petersburg....	1876	86,952,347	8,404,767	10.34
Roumania.....	Bucharest.....	Est.	5,376,000	51,033	105.34
Servia.....	Belgrade.....	1874	1,720,270	19,721	87.33
Siam.....	Bangkok.....	Est.	6,300,000	250,000	25.20
Spain.....	Madrid.....	1870	16,222,814	182,758	92.11
Sweden.....	Stockholm.....	1876	4,429,713	170,980	25.90
Switzerland.....	Berne.....	1870	2,759,854	15,233	181.17
Turkey.....	Constantinople....	Est.	31,669,147	1,812,048	17.62
Uruguay.....	Montevideo.....	1876	445,000	70,000	6.35
United States.....	Washington.....	1880	50,152,866	3,603,884	13.91
Venezuela.....	Caracas.....	1873	1,784,197	268,235	4.92

## ORGANIZATION AND AREA OF TERRITORIES.

TERRITORIES.	Act organizing Territory.	U. S. Statutes.		Area of the Territories.	
		Vol.	Page.	In Sq. Miles.	In Acres.
New Mexico.....	Sept. 9, 1850	9	446	121,201	77,568,640
Utah.....	Sept. 9, 1850	9	453	84,476	54,064,640
Washington.....	Mar. 2, 1853	10	172	69,994	44,796,160
Dakota.....	Mar. 2, 1861	12	239	150,932	96,596,480
Arizona.....	Feb. 24, 1863	12	664	113,916	72,906,304
Idaho.....	Mar. 3, 1863	12	808	86,294	55,228,160
Montana.....	May 26, 1864	13	85	143,776	92,016,640
Wyoming.....	July 25, 1868	15	178	97,833	62,645,120
Indian*	June 30, 1834	4	729	68,991	44,154,240
District of Columbia*.....	July 16, 1790	1	130	164	41,060
	Mar. 3, 1791	1	214		
Alaska*.....	July 27, 1868	15	240	577,390	365,539,600

\* No Territorial government.

† Reduced from 100 to 64 square miles by recession of part to Virginia in 1846.

The whole area of the States and Territories, including water surface of lakes and rivers.

is nearly equal to four million square miles



HEADS OF THE PRINCIPAL NATIONS OF THE WORLD  
IN 1881.

Governments.	Rulers.	Title.	Year of Birth.	Date of Accession.
Argentine Republic.....	Julio A. Roca.....	President. ....	.....	June — 1880
Austria-Hungary.....	Franz Joseph I.....	Emperor. ....	1830	Dec. 2, 1848
Belgium.....	Leopold II.....	King.....	1835	Dec. 10, 1865
Bolivia.....	Nicolas Campero.....	President. ....	.....	June 1, 1880
Brazil.....	Pedro II. Alcântara.....	Emperor. ....	1825	April 7, 1831
Chili.....	Anibal Pinto.....	President. ....	.....	Sept. 18, 1876
China.....	Kwong Shu.....	Emperor.....	1871	Jan. 12, 1875
Colombia.....	R. Nuñez.....	President. ....	.....	April 1, 1880
Costa Rica.....	Tomas Guardia.....	President. ....	.....	Provisional.
Denmark.....	Christian IX.....	King.....	1818	Nov. 15, 1863
Ecuador.....	José de Vintimilla.....	President. ....	.....	Sept. 8, 1876
France.....	François P. Jules Grévy.....	President. ....	1813	Jan. 30, 1879
Germany.....	Wilhelm I.....	Emperor.....	1797	Jan. 18, 1871
Alsace-Lorraine.....	F. M. Baron Manteuffel.....	Oberpräsid't.....	.....	....., 1880
Anhalt.....	Friedrich.....	Duke.....	1831	May 22, 1871
Baden.....	Friedrich I.....	Grand Duke.....	1826	April 24, 1852
Bavaria.....	Ludwig II.....	King.....	1845	Mar. 10, 1864
Bremen.....	.....	Burgomasters.....	.....	.....
Brunswick.....	Wilhelm I.....	Duke.....	1806	April 20, 1831
Hamburg.....	.....	Burgomasters.....	.....	.....
Hesse.....	Ludwig IV.....	Grand Duke.....	1834	June 13, 1877
Lippe.....	G. F. Waldemar.....	Prince.....	1824	Dec. 8, 1875
Lubeck.....	.....	Burgomasters.....	.....	.....
Mecklemburg-Schwerin.....	Friedrich Franz II.....	Grand Duke.....	1823	Mar. 7, 1842
Mecklemburg-Strelitz.....	Friedrich Wilhelm.....	Grand Duke.....	1819	Sept. 6, 1860
Oldenburg.....	Peter.....	Grand Duke.....	1827	Feb. 27, 1853
Prussia.....	Wilhelm I.....	King.....	1797	Jan. 2, 1861
Reuss-Greiz.....	Henrich XXII.....	Prince.....	1846	Nov. 8, 1859
Reuss-Schleiz.....	Heinrich XIV.....	Prince.....	1832	July 10, 1867
Saxe-Altenburg.....	Ernst.....	Duke.....	1826	Aug. 3, 1853
Saxe-Coburg and Gotha.....	Ernst II.....	Duke.....	1818	Jan. 29, 1844
Saxe-Meiningen.....	Georg II.....	Duke.....	1826	Sept. 20, 1866
Saxe-Weimar Eisenach.....	Karl Alexander.....	Grand Duke.....	1818	July 8, 1853
Saxony.....	Albert.....	King.....	1828	Oct. 29, 1873
Schaumburg-Lippe.....	Adolf.....	Prince.....	1817	Nov. 21, 1860
Schwarzburg-Rudolstadt.....	Georg.....	Prince.....	1838	Nov. 26, 1869
Schwarzburg-Sondershausen.....	Günther III.....	Prince.....	1830	July 17, 1880
Waldeck.....	Georg Victor.....	Prince.....	1831	May 14, 1845
Wurtemberg.....	Karl I.....	King.....	1823	June 25, 1864
Great Britain and Ireland.....	Victoria I.....	Queen & E. of I.....	1819	June 20, 1837
Greece.....	Georgios I.....	King.....	1845	June 6, 1863
Guatemala.....	J. Rufino Barrios.....	President. ....	.....	May 7, 1873
Haiti.....	Gen. Salomon.....	President. ....	.....	Nov. 25, 1879
Hawaiian Islands.....	Kalakaua I.....	King.....	1836	Feb. 12, 1874
Honduras.....	M. A. Soto.....	President. ....	.....	May 29, 1877
Italy.....	Humbert I.....	King.....	1844	Jan. 9, 1878
Japan.....	Mutsu Hito.....	Mikado.....	1852	Feb. 13, 1867
Mexico.....	Manuel Gonzalez.....	President. ....	.....	Dec. 1, 1880
Morocco.....	Muley-Hassan.....	Sultan.....	1831	Sept. 25, 1873
Netherlands.....	Willem III.....	King.....	1817	Mar. 17, 1849
Nicaragua.....	Joaquin Zavala.....	President. ....	.....	Mar. 1, 1879
Paraguay.....	Candido Bareiro.....	President. ....	.....	April 12, 1878
Persia.....	Nassr-ed-deen.....	Shah.....	1829	Sept. 10, 1848
Peru.....	Nicola Pierola.....	President. ....	.....	Dec. 23, 1879
Portugal.....	Luis I.....	King.....	1838	Nov. 11, 1861
Roumania.....	Karl I. Domnu.....	Prince.....	1839	May 10, 1866
Russia.....	Alexander II.....	Emperor.....	1818	Mar. 2, 1855
Salvador.....	Rafael Zaldivar.....	President. ....	.....	April 30, 1876
Santo Domingo.....	F. A. de Moreño.....	President. ....	.....	July 23, 1880
Servia.....	Milan IV, Obrenovic.....	Prince.....	1855	July 2, 1868
Spain.....	Alfonso XII.....	King.....	1857	Dec. 30, 1874
Sweden and Norway.....	Oscar II.....	King.....	1829	Sept. 18, 1872
Switzerland.....	Numa Droz.....	President. ....	.....	Jan. 1, 1881
Turkey.....	Abdul-Hamid-Khan.....	Sultan.....	1842	Aug. 31, 1876
Egypt.....	Tewfik Pacha.....	Khedive.....	.....	June 25, 1879
United States.....	James A. Garfield.....	President. ....	1831	Mar. 4, 1881
Uruguay.....	F. A. Vidal.....	President. ....	.....	Mar. 17, 1880
Venezuela.....	Guzman Blanco.....	President. ....	.....	Feb. 26, 1879

## DEBTS, REVENUES, EXPENDITURES, AND COMMERCE OF NATIONS.

Compiled from the Almanach de Gotha, the Statistical Abstracts of the United Kingdom, and from Official Documents. The figures are for the latest attainable years as to each country.

COUNTRIES.	Public Debt.	Revenue.	Expenditures.	Imports.	Exports.
	\$	\$	\$	\$	\$
Argentine Republic.....	54,371,335	20,961,893	22,000,000	44,867,000	47,765,000
Australia.....	389,480,915	79,637,440	82,098,760	236,893,915	156,384,280
Austria-Hungary.....	205,999,961	58,961,242	58,014,812	268,500,000	352,700,000
Austria proper.....	1,577,922,013	194,139,142	212,775,209	.....	.....
Belgium.....	231,000,000	54,048,972	54,695,060	476,760,000	401,940,000
Bolivia.....	30,000,000	2,929,574	4,504,504	5,000,000	5,647,000
Brazil.....	407,500,000	55,372,840	75,746,147	111,211,338	89,110,116
Canada.....	158,745,581	23,468,585	25,161,713	96,960,195	82,628,820
Chili.....	54,833,325	20,443,977	21,375,728	29,279,112	29,784,195
China.....	3,200,000	124,000,000	.....	105,000,000	101,252,000
Colombia.....	19,842,935	4,910,000	6,266,930	10,787,654	13,711,511
Denmark.....	52,000,000	11,900,000	11,900,000	57,241,360	45,966,600
Ecuador.....	19,270,000	1,704,830	1,520,000	7,596,264	8,634,331
Egypt.....	372,198,400	37,165,000	53,545,000	25,655,000	68,918,000
France.....	5,291,860,700	592,799,560	589,334,162	918,967,400	632,618,000
Germany (all the States)	1,100,000,000	330,240,000	.....	930,675,000	729,100,000
Great Britain & Ireland.	3,890,969,680	406,325,275	412,017,475	1,814,999,375	1,243,916,820
Greece.....	98,012,000	8,180,075	10,720,350	29,101,400	17,992,000
Guiana.....	460,000	580,000	580,000	1,811,770	2,241,040
Hawaii.....	444,800	575,856	555,206	3,046,000	3,548,000
Hungary proper.....	331,202,401	116,267,410	144,590,048	.....	.....
India, British.....	233,423,850	272,649,885	292,503,145	224,288,165	324,595,525
Italy.....	2,042,030,000	294,846,505	312,561,940	252,330,285	221,383,855
Japan.....	363,327,974	59,933,507	59,204,609	32,508,367	28,364,000
Luxembourg.....	2,400,000	1,438,660	1,409,344	.....	.....
Mexico.....	119,232,270	17,811,125	23,128,218	29,062,407	31,659,151
Netherlands.....	410,000,000	44,151,676	44,270,530	305,416,000	226,750,000
Norway.....	26,240,000	14,364,220	10,726,500	36,500,000	25,000,000
Paraguay.....	12,098,417	216,599	270,031	565,595	607,653
Persia.....	No debt.	8,240,000	8,750,000	5,625,000	2,813,000
Peru.....	213,482,680	29,801,195	33,755,375	24,179,094	57,500,000
Portugal.....	446,445,000	33,309,140	37,838,716	38,131,520	26,448,600
Prussia.....	326,661,048	128,520,680	199,341,250	.....	.....
Roumania.....	111,100,560	19,578,885	19,578,885	50,896,526	47,730,301
Russia.....	2,488,579,449	537,500,000	490,557,403	365,426,400	286,484,000
Servia.....	7,130,000	3,982,100	3,869,018	6,197,000	5,500,000
Siam.....	.....	4,000,000	4,000,000	7,100,000	8,300,000
Spain.....	2,151,836,200	162,492,760	166,158,290	66,670,000	75,564,000
Sweden.....	60,000,000	22,563,201	21,872,193	85,936,800	62,532,960
Switzerland.....	6,225,000	9,100,000	9,162,000	Not given.	Not given.
Turkey.....	1,212,772,200	68,764,050	140,000,000	72,430,000	51,000,000
United States.....	2,120,415,370	333,526,611	267,642,958	760,989,056	852,781,577
Uruguay.....	47,861,042	8,936,714	4,614,649	15,928,000	17,442,000
Venezuela.....	67,354,260	4,680,000	4,448,000	14,800,000	11,300,000
<b>Total debts.....</b>	<b>26,757,899,396</b>				

## STATISTICS OF SILK PRODUCTION IN THE UNITED STATES IN 1880.

From unpublished Returns of the Tenth Census, 1880.

Machine twist.....	\$5,891,300	Cords, tassels, passementerie and millinery trimmings.....	\$ 930,540
Sewing silk.....	778,250	Upholstery and military trimmings.....	947,405
Floss silk.....	166,935	Coach laces and carriage trimmings.....	23,470
Dress goods.....	3,896,525	Fur, hatters' and undertakers' trimmings.....	62,810
Satins.....	1,100,175	Embroideries.....	54,900
Tie silks and scarfs.....	547,675	Silk value in upholstery and mixed goods.....	123,750
Millinery silks.....	977,495		
Broad goods not above enumerated.....	538,655	<b>Total.....</b>	<b>\$29,983,630</b>
Handkerchiefs.....	3,583,125		
Ribbons.....	5,535,205		
Laces.....	406,300		
Braids and bindings.....	828,255		
Fringes, dress and cloak trimmings.....	3,590,860		



NATIONAL DEBTS, EXPENDITURE, AND COMMERCE,  
 PER CAPITA.

Computed from the official census and finance statements of each country.

COUNTRY.	Debt per head.	Annual expenditure per head.	Annual imports per head.	Annual exports per head.
	Dollars.	Dollars.	Dollars.	Dollars.
Argentine Republic.....	39.07	12.04	20.31	25.66
Austria-Hungary.....	5.73	1.63	7.19	5.70
Austria proper.....	65.26	9.29	.....	.....
Hungary proper.....	17.68	7.53	.....	.....
Belgium.....	48.08	10.13	53.41	46.06
Bolivia.....	10.04	2.58	3.30	2.08
Brazil.....	36.43	6.70	8.71	10.31
Canada.....	31.16	6.69	25.87	24.94
Chili.....	24.49	10.66	18.21	17.95
Colombia.....	5.22	.94	2.35	3.38
Denmark.....	27.19	6.83	26.31	17.95
Ecuador.....	20.20	24.36	8.77	4.51
Egypt.....	85.82	10.42	5.52	12.94
France.....	127.23	14.07	24.17	26.05
German Empire.....	.70	3.15	21.54	14.21
Prussia.....	10.55	6.33	.....	.....
Great Britain and Ireland.....	114.62	12.35	59.11	40.59
Greece.....	27.50	5.35	16.49	10.30
India, British.....	3.01	1.42	.93	1.48
Italy.....	71.94	10.12	9.67	8.85
Mexico.....	42.63	2.68	3.13	3.41
Netherlands.....	101.21	11.37	71.27	67.70
Norway.....	7.48	5.91	28.77	18.77
Paraguay.....	54.72	3.39	2.55	2.74
Peru.....	79.82	12.62	.....	14.02
Portugal.....	96.84	6.70	8.60	5.97
Roumania.....	11.82	3.85	3.19	5.60
Russia.....	26.33	4.83	4.22	3.23
Servia.....	3.61	1.43	4.58	4.06
Spain.....	142.71	7.83	3.96	4.48
Sweden.....	8.86	4.93	19.39	14.11
Switzerland.....	2.25	3.08	.....	.....
Turkey.....	31.70	4.38	2.23	1.59
United States.....	52.56	6.13	12.64	16.92
Uruguay.....	98.00	15.28	49.25	38.09
Venezuela.....	35.11	2.04	6.72	9.52

## Aggregate Issues of Paper Money in War Times.

The following table exhibits the amount *per capita* issued of the Continental money, the French *assignats*, the Confederate currency, and the legal-tender greenbacks and national bank-notes of the United States.

	POPULATION.	AMOUNT ISSUED.	Amount per head.
		Dollars.	Dollars.
Continental money.....	3,000,000 in 1780.	359,546,825	119 84
French assignats.....	26,500,000 (France in 1790)	9,115,600,000	343 98
Confederate currency.....	9,103,332 (11 Confederate States, 1860.)	654,465,963	71 89
Greenbacks and national bank-notes.....	31,443,321 (United States in 1860.)	Highest amount in circulation, Jan., '66. 750,820,228	23 87

## FOREIGN COUNTRIES.

NOTE.—For the rulers or heads of the principal nations, see page 109.

**Argentine Republic.**

THIS country has an area as great as all Central and Western Europe combined (about 1,619,500 sq. miles), and a population of 1,768,681 by census of 1869, now estimated at 2,500,000. It bounds in remarkably fertile plains, called pampas, with rich alluvial soil four or five feet thick, formed by decay of luxurious vegetation.

It consists of 14 provinces; the province of Buenos Ayres is the most populous, having over half a million population, with a capital city—Buenos Ayres—of 200,000, estimated for 1878. The vast extent of Indian country is very sparsely populated. The population of Buenos Ayres and the riverine provinces is largely European, and immigration has increased enormously of late years, attracted by the fertility of the soil and the prosperity and free institutions of the Republic. By the last census there were 212,000 people of foreign birth, occupying 2,000,000 acres of land, in the province of Buenos Ayres alone, and owning 35 million sheep, besides multitudes of horned cattle, buildings, etc., acquired in a few years by men who, on arrival, did not own a dollar.

Eminently a pastoral country, with about 18 million horned cattle, and 100 million sheep, the exports are largely of wool, hides, and tallow. The premium on gold varied from 30 to 33 per cent in 1878. The exports in 1877 were \$43,393,609, and the imports \$39,309,141. Twelve lines of steamers run to Europe, the passage occupying 29 days. The Republic has nearly 1500 miles of railway, and 8000 miles of telegraph, besides an Atlantic cable communicating with London.

The revenue for 1879 was \$16,870,000, derived almost wholly from import and export duties. The expenditure in 1877 was \$17,193,284, and the total national debt \$61,277,802.

The government is a Federal Republic, modelled on the Constitution of the United States, except that the ministry is responsible to Congress, an adverse vote in the Senate and House leading to the formation of a new Cabinet. The laws are the same for all, native or foreign; immigrants are free to naturalize themselves as Argentines or to maintain their foreign nationality.

**Austria,**

Called, since 1867, the Austro-Hungarian Monarchy (240,000 square miles; population in 1869, 35,904,435), comprises five countries, each bearing the name of kingdom. Its largest city and capital, Vienna, had 833,855 inhabitants in 1869.

The population of Austria em-

braces several distinct races, the most numerous being the German, numbering 9 millions, or 25 per cent of the whole.

The various Slavonic races number about 16½ millions, or 46 per cent. Poles, Croats, Serbians, Czechs, Moravians, etc. The Magyars, or Hungarians, number 5½ millions, or 16 per cent; the Wallachians, nearly 3 millions; the Jews, 1,100,000; the Italians, 515,000; and Gypsies, 140,000.

About two thirds of the people profess the Roman Catholic religion. Education receives great attention, and is open to all at small cost, or even gratuitously. In Austria, all children from six to twelve are bound to attend the common schools, and 76 per cent actually do so. There are 92 gymnasias, or higher schools, and 6 universities, while Hungary has 142 gymnasias and one university.

The majority of the people pursue agriculture. About 39 per cent are engaged in trade or manufactures. The productive land of Austria is estimated at 89 per cent of its area; Hungary, 84 per cent. The great crop is grain, an annual yield of over 400 million bushels. For commerce, Austria is not favorably situated, being an inland country. The principal seaport is Trieste, on the Adriatic. Total imports about 83 million dollars, and exports 65 million dollars.

The legislative body, or Reichsrath, consists of a House of Lords nominated by the Emperor, consisting partly of life members and partly of hereditary nobles; and a House of Representatives, 353 members, elected by all citizens who possess a small property qualification.

Hungary has a Reichstag, consisting of a House of Magnates for high officers and peers of the kingdom, and a House of Representatives elected for three years. The sovereign (the Austro-Hungarian Emperor) is styled king in Hungary.

In the imperial finances Austria pays 70 per cent and Hungary 30 per cent toward the expenses of the empire. The budget of 1878 summed up: receipts, 56 million dollars; expenditures, about the same. The budget of Austria proper amounted to 181 million dollars in 1878; the expenditures to \$179,500,000. The Hungarian budget for 1878, including receipts, \$109,000,000; and expenditures, \$120,500,000. The public debt of the empire was \$1,489,600,000.

The army, on a peace footing, consisted in 1878 of 275,531 men and 16,635 officers. Military service is compulsory for ten years.

The navy in 1878 consisted of 55 vessels, 11 of which were ironclads, and 30 steam vessels, with 320 guns.



**Belgium.**

Belgium is a kingdom of Western Europe; area, 11,378 square miles; population, 1876, 5,336,185; capital, Brussels, 164,598. Most of the people are Roman Catholics, there being about 15,000 Protestants, and 3000 Jews. Revenue, 1875, \$58,340,000; expenditures, \$142,720,000.

The public debt in 1878 was \$374,620,201. Imports in 1876, \$290,000,000; exports, \$213,000,000. Army, peace footing, 46,383 men.

Railways in operation, 1878, 2194 miles, two thirds of which were owned and managed by the government. Miles of telegraph, 1878, 3144; post-offices, 585; letters carried, 63,641,094; postal-cards, 11,671,296; journals, 77,938,000. The great interests are agriculture and manufactures, Belgium being one great workshop. Education is zealously promoted by the government, but, notwithstanding abundant primary school provisions, only 58 per cent of the population above 7 years of age were able to read and write in 1866.

**Bolivia.**

Bolivia, a republic of South America, named in honor of Bolivar (536,200 square miles; population 1874, estimated, 1,811,368, to which should be added about 245,000 wild Indians), is divided into 9 departments, each having a distinct governor. The government is popular in form, three legislative chambers being elected for four years, eight years, and for life. The president is elected for life by a majority of the collective legislature. The administration belongs wholly to the ministry, which is responsible to the Senate. Religion is free, the Roman Catholic being the prevailing form.

The public debt in 1875 was \$17,000,000. The revenue was \$2,929,574 in 1874, one fifth of which was derived from customs, about as much from Indian tribute, and half as much from the sale of guano; expenditure, \$4,505,504. Imports in 1877, \$5,500,000; exports, \$4,500,000.

Bolivia abounds in high plateaus, constituting granaries of wheat production, has much valuable timber, and the lowlands are the seat of tropical forests and swamps, with every variety of climate, and two or more zones of production. It produces coffee, cotton, sugar-canes, garden vegetables and fruits in surprising luxuriance and abundance. Western Bolivia contains the highest mountains of the two Americas, with frequent volcanoes. The great Cordillerarange, reaching up into the region of eternal ice and snow, culminating in the peak of Sorata, 24,800 feet high. The silver-mines of Potosi, world-famous for richness of production, have yielded over \$1,600,000,000 since 1545. Bolivia is poorly supplied with roads, and railroads are as yet almost un-

known, great natural difficulties being presented to their construction.

**Brazil.**

Brazil, the only kingdom in America (area, 3,287,964 square miles; population, 1872, 9,700,187), is the largest of the South American countries. First occupied by the French in 1558, the country early fell into Portuguese possession, afterwards passing under the Spanish rule, but reverting to Portugal in 1640.

The legislative power is vested in a Senate of 58 members elected for life, and a Chamber of Deputies, 122 members, chosen for four years by indirect suffrage involving a property qualification.

The executive power is vested in the emperor and his ministers and secretaries of state. For administrative purposes, the Brazilian empire is divided into twenty provinces, comprising 642 municipalities, each having a council chosen directly by citizens possessed of an annual income of \$112.

The public debt of Brazil is about \$380,000,000, of which \$85,000,000 consists of paper money issues. The revenue for 1879 was \$52,541,100, more than one half of which was customs duties, and one sixth from export duties, the taxes in both these forms on commodities being very heavy. The expenditure in 1879 was \$51,885,000.

The army consists of 17,942 men, raised to 32,000 on a war footing.

The naval force embraces 61 steam vessels, with 230 guns, and 4136 seamen.

Free public schools supported by the state exist throughout the empire, and in some of the provinces instruction is compulsory.

Brazil has about 200 newspapers, of which six dailies are published at the capital, Rio de Janeiro.

The Roman Catholic religion is established, other forms being tolerated, though they may only be practised privately, and dissenters enjoy civil rights, except that of election to the General Assembly.

Brazilian commerce is flourishing, and there are 18 lines of steam vessels, receiving annual subsidy from the state to the amount of \$750,000; besides this, the North American steamship line, running between Brazil and New York, enjoys a Brazilian subsidy of \$100,000 annually. The imports in 1876 aggregated \$86,650,000, and the exports, chiefly of coffee, hides, and sugar, \$92,449,050. By a decree of 1867 the great river Amazon was opened to the trading ships of all nations. In 1874 a submarine telegraph cable was completed from Europe. The roads of Brazil are wretched, but railways have been constructed to the number of over twenty, and are being rapidly extended by the state, as well as by private enterprise.

## THE DOMINION OF CANADA.

Compiled from the Sessional Papers of the Dominion of Canada for 1880.

The Dominion of Canada forms (since 1867) a confederate government, with a representative parliament meeting annually at Ottawa, the capital. The members of the Senate, 78 in number, are nominated for life by the summons of the Governor-General. The House of Commons, with 206 members, is elected by the people for five years, the right of suffrage being subject to a property qualification. The Governor-General (appointed in 1878) is the Marquis of Lorne, salary \$50,000. The funded debt in 1879 was \$183,974,754, drawing interest at an average of 4.51 per cent., having increased to this amount from 93 millions in 1867. The revenue for the fiscal year ending June 30, 1879, \$22,517,382, derived from the following principal sources: customs, \$12,900,659; excise, \$5,390,763; public works, including railways and canals, \$1,863,149; post office, \$1,172,418.

The expenditure for 1879 was \$47,456,422, of which \$8,000,000 was for redemption of the debt, \$6,000,000 for the Pacific railway and other public works. The net ordinary expenses amounted to \$24,455,382, the principal item being for interest on the public debt, \$6,664,252.

## Commerce of Canada for 12 Years--1868-1879.

Statement showing the values of total Exports, Imports, and Goods entered for Consumption in the Dominion, with the Duty collected thereon.

Year ending June 30.	Total Exports	Total Imports	Entered for Consumption	Duty.
	\$	\$	\$	\$
1868.....	57,567,888	73,459,644	71,985,306	8,819,431 63
1869.....	60,474,781	70,415,165	67,402,170	8,298,909 71
1870.....	73,573,490	74,814,339	71,237,663	9,462,940 44
1871.....	74,173,618	96,092,971	86,947,482	11,843,655 75
1872.....	82,639,663	111,430,527	107,709,116	13,045,493 50
1873.....	89,789,922	128,011,281	127,514,594	13,017,730 17
1874.....	89,351,928	128,213,582	127,404,169	14,421,882 67
1875.....	77,886,979	123,070,283	119,618,657	15,361,382 12
1876.....	80,966,435	93,210,346	94,733,218	12,833,114 48
1877.....	75,875,393	99,327,962	96,300,483	12,548,451 09
1878.....	79,323,667	93,081,787	91,199,577	12,795,693 17
1879.....	71,491,255	81,964,427	80,341,608	12,388,225 39

The chief items of export were in 1879:

Wood, timber, lumber, etc.....	\$13,000,000	Animals, and produce of.....	\$14,100,000
Bread-stuffs.....	19,000,000	Products of the mines.....	3,000,000
Fisheries.....	7,000,000	Manufactured articles.....	3,200,000

Of the imports, 31 millions came from Great Britain, 44 millions from the United States, and \$5,300,000 from all other countries.

Of the exports, \$36,295,718 went to Great Britain, 27 millions to the United States, and 8 millions to all other countries. The Canadian lumber trade is of great extent and value, and from 94 to 96 per cent. of its aggregate exports go to the United States.

The merchant shipping of the Dominion, Jan. 1, 1878, numbered 7,471 vessels, measuring 1,332,094 tons, and is steadily increasing. The canals of Canada are extensive and profitable, and are managed by the Government. The Welland canal charges 20 cents per ton on grain and other bulky freights, and 2½ cents a ton on each vessel. The total tonnage passing the Welland canal in 1877 was 1,216,659, and that through the St. Lawrence canals, 1,341,156. The revenue from all the canals in 1879 was \$352,565.

The savings banks of Canada in 1879 numbered 287 post-office and government savings banks (first started in 1868), with deposits amounting to \$9,207,683, on which the interest allowed depositors was \$353,578.

The total money value of the fisheries within the Dominion of Canada has been as follows, for the past ten years:

1870.....	\$6,577,391 72	1875.....	\$10,350,385 29
1871.....	7,573,199 85	1876.....	11,012,302 39
1872.....	9,570,116 05	1877.....	11,422,501 77
1873.....	10,547,402 44	1878.....	13,373,486 00
1874.....	11,681,886 20	1879.....	13,500,000 00

Of this aggregate the value of codfish figures at about \$3,300,000 *per annum*; mackerel, \$900,000; herring, \$459,000, and lobsters, \$1,153,000.

The Indian population of Canada, as reported by the Superintendent of Indian Affairs in 1877, was 99,650.

The average of duty on all imported commodities (dutiable and free) was 15.78 per cent. in 1879.



**Chili.**

Chili, a republic of South America, area 132,606 square miles, population, 1875, 2,075,971, to which should be added omissions, 10 per cent, and about 50,000 Indians, is a mountainous country subject to frequent earthquakes. It has almost every variety of climate, its long narrow territory extending from the hot deserts near the equator to the cold and wet region within twelve degrees of the Antarctic Circle. One quarter of the country is near the level of the sea, while the great Andes range of mountains rise far above the line of perpetual snow, their mean elevation being 11,830 feet, and the highest peak (Aconcagua) 22,427 feet.

Chili, originally a Spanish settlement, became independent in 1810-'17. By the constitution of 1833 the legislative power is in a National Congress composed of 37 members, elected for six years, and a Chamber of Deputies, 109 members, for three years. Suffrage is universal to citizens able to read and write and paying a small annual tax.

The executive power resides in a President elected for five years, a council of state, and five cabinet ministers, having salaries of \$6,000 each.

The national debt in 1879 amounted to \$79,452,490, mostly contracted in England for the construction of railways. The revenue for 1879 was \$16,001,463, one half derived from customs and monopolies; and the expenditure \$17,496,922. The commerce of Chili is considerable, the exports being \$37,771,440 in 1876, and the imports \$35,291,112, nearly one half the commerce being with Great Britain.

Agriculture flourishes, although about 82 per cent of the entire surface is desert, pasture, or forests, with only 18 per cent arable land. Wheat is the most important product, the crop averaging ten million bushels, two thirds of which is exported.

Chili is rich in gold, silver, and especially in copper.

The army, reduced in 1875 to 3500 men, was largely increased in 1879 on account of the Peruvian war.

The navy consists of 10 or 12 steam vessels, manned by 1800 men.

Education is largely aided by government, which supports 810 schools through the country, besides lyceums and the University of Chili, an invaluable government institution, with 700 students, 37 professors, and free instruction.

The Roman Catholic religion is recognized by the constitution, but the public profession of other forms is tolerated.

**China.**

China, an immense empire in Asia, area 1,554,000 square miles, popula-

tion 405,000,000 (estimated), has of late years opened diplomatic and commercial intercourse with other nations. It includes Tibet, Mongolia, and Manchuria, besides China proper; the country abounds in numerous rivers, forming the chief highways of the empire. The government is a patriarchal despotism, the Emperor being an autocrat, whose sway is limited only by the sacred right of rebellion. Its vast and productive territory is larger than that of any nation except Russia, and its civilization, the most ancient in the world, has peculiarities unknown to the civilizations of Europe or America. The exclusiveness which long made China a sealed book is slowly giving way, and the empire now sends its ministers to the United States, England, France, Germany, Russia, Spain, the West Indies, and Japan; but the Chinese government still refuses to open the empire to railroads and telegraphs, and destroyed in 1877 the first and only railway laid in the empire; and only 14 of its numerous ports are open to foreign trade. The imports in 1876 were \$105,360,000, and the exports \$122,360,000; about one-third of the commerce is with Great Britain; silk and tea make up three-fourths of the exports, while opium and cotton goods constitute two-thirds of the imports. No certain information regarding Chinese finances exists, but the revenues were estimated in 1875 at \$126,000,000; the public debt is of unknown amount, being wholly domestic, except one foreign loan of \$3,135,000 at 8 per cent recently contracted, and guaranteed by the customs receipts.

The army of China has 270,000 men organized after the European custom, while on paper the military force is set down 800,000 Chinese and 271,000 Manchos. The navy embraces 38 vessels.

**Colombia.**

Colombia (the United States of) is a confederated republic in South America, including a large part of what was called New Granada; area 500,000 square miles; population, 1870, 2,950,017, besides about 100,000 wild Indians. Its present political organization dates from 1863. The largest city is Bogota, the capital, with 50,000 inhabitants, and Panama has about 20,000.

The legislative power resides in a Senate of 27 members, and a Representative Chamber of 61, elected by general suffrage. The executive power is exercised by a President chosen for two years by the people of the different States, and by four ministers. The revenue is very small, amounting in 1878 to only \$4,838,800, two-thirds of which was from customs. The expenditure was \$7,271,933 in 1878. The public debt amounted to



\$15,999,304 in 1878, imports in 1877 to \$6,709,109; exports, \$10,049,071.

Coffee, cotton, tobacco, and cinchona bark form a large part of the exports, and agriculture is the leading industry. Only two railways are in operation, the Panama line across the Isthmus, 46 miles, being the principal. Telegraphs, 1,520 miles. Letters carried by post-office, 358,254.

Colombia has no navy, and the army in time of peace musters only 1,420 men. Education has been recently much improved, the law of 1870 transferring it from the hands of the clergy to the State, and requiring compulsory instruction, the general government subsidizing the States to maintain schools. Religious freedom prevails, there being no State church, though the predominant religion is Roman Catholic.

#### Costa Rica.

Costa Rica, the most southern republic of Central America, area 21,495 square miles, population in 1874, 185,000, mostly of Spanish descent, with very slight foreign elements. It is divided into six provinces, the government being vested in a President elected for 4 years, two Vice-Presidents and four ministers. The legislative power is in a Congress of Deputies chosen for 4 years.

The revenue for fiscal year 1878, \$3,819,211, one-third of which is derived from the monopoly of tobacco and brandy by the government, the rest from customs and various taxes. The expenditure was \$3,904,657, and the public debt \$12,000,000. The exports of 1878 were \$6,187,062, of which coffee alone amounted to about \$4,450,000; the imports were \$3,116,290, chiefly manufactures from England.

There is no standing army except 900 soldiers of the militia, which comprises 16,370 men, or all between the age of 15 and 30. The State religion is Roman Catholic, but full religious liberty is guaranteed by the Constitution. The soil is extremely fertile; there are vast forests of mahogany, ebony, Brazil-wood, and India-rubber trees, and the climate fosters almost all the fruits of the tropic and temperate zones, about 1,100 square miles being under cultivation. Railways, 36 miles; telegraphs, 193 miles.

#### Cuba.

Cuba, a colony of Spain, in the West Indies, having 72,000 square miles; population, 1876, 1,414,508, half of whom are blacks, and 8 per cent slaves. The island is governed by a Captain General, appointed by the Spanish crown. Its great staple is sugar, of which 620,000 to 800,000 tons are annually exported, two-thirds of it to the United States besides 4,000,000 to 5,000,000 gallons of molasses.

#### Denmark.

Denmark, (area 14,553 square miles; population, 1870, 1,912,142), is a constitutional kingdom, occupying an almost insular position between the North Sea and the Baltic. The climate is like that of Scotland in the same latitude, the mean temperature of the year being 47° at Copenhagen. The constitutional charter of 1850, vests the legislative power in the Reichsdag, consisting of a Folksting, 102 members, and a Landsting, 66 members (1850 charter amended in 1866). The Folksting are elected for three years by universal suffrage, and the Landsting for eight years by electoral districts, except 12 members who are nominated for life by the King. King, Christian IX.; Minister of Finance, J. B. S. Estrup; Minister of the Interior, E. V. R. de Speel; Minister of Justice, J. M. V. Nellesmann; Minister of Worship and Public Instruction, J. C. H. Fischer; Minister of Foreign Affairs, Baron de Rosenarn-Lehn; Minister of War and Marine, J. C. F. Dreyer. The budget for 1878-9 included receipts \$13,800,000, of which no less than \$8,300,000 were from indirect taxes, and \$2,300,000 from direct taxes. The expenditure was \$13,200,000, one-fourth of which was on account of the national debt, which amounted in 1877 to \$25,250,000.

The army (recruited by conscription) embraces 35,975 men, besides a reserve of 15,258. The navy in 1876 included 33 steam vessels with 230 guns, and 29 sail vessels.

The commerce of Denmark in 1876 comprised \$77,000,000 imports, and \$63,000,000 exports, the exports chiefly grain.

There are 700 miles of railway, two-thirds of which are operated by the State. The government telegraph embraces 1,650 miles, which transmitted a total of 940,655 dispatches in 1876. The postal system in 1876 transmitted 20,088,138 letters and 19,318,353 newspapers.

The established church of Denmark is the Lutheran—Protestant—Roman Catholics having been but recently tolerated in Scandinavia.

By the census of 1870 there were, Lutherans, 1,777,000; Jews, 4,300; Baptists, 3,200; Mormons, 2,200; Roman Catholics, 1,800.

Education is highly developed by the compulsory system, and almost all the lower classes can read and write.

#### Ecuador.

Ecuador, a South American republic, traversed by the equator, from which it takes its name, area 248,580 square miles, population 946,033 (estimated), besides about 200,000 Indians. capital, Quito, has about 80,000 people; Guayaquil, the principal seaport, 26,000. Quito is the loftiest inhabited



city, 9500 feet above the sea. The country is traversed by the two vast mountain ranges of the Cordilleras, reaching to a height of 18,000 feet, full of noble volcanic summits, and divided by magnificent valleys. Cotopaxi and Chimborazo are capped with perpetual snow.

The government is vested in a President, chosen by 900 electors appointed by popular vote, the Vice-President, who is Minister of the Interior, and three other cabinet officers. The Congress consists of a Senate of sixteen and a House of thirty members chosen by popular suffrage. The army has only 1200 men, and the navy three small steamers. The finances, which are in a state of chronic deficit, represented in 1876 revenues (half derived from customs) amounting to \$2,317,000, expenditures \$3,360,000. The public debt in 1877 was \$22,938,000.

Roads are almost unknown in Ecuador, being mostly mere mule tracks, impassable for several months of the year; all transportation of goods is on the backs of mules, wheeled conveyances being almost unknown. There are thirty miles of railway.

The principal article of export is cocoa, amounting to \$3,539,641 in 1876, out of a total of \$7,371,912; the imports were about \$2,000,000.

The sole religion professed is the Roman Catholic, and 10 per cent of the Church revenue belonging to the State goes to the Pope as an annual offering. Education is in the hands of the clergy, with about 600 schools, one university, and several colleges.

#### Egypt.

Egypt, a dependency of Turkey, situated in northern Africa; area, 869,391 square miles; population in 1877, 17,402,627 (estimated), including Nubia and Soodan. Imports, 1877, \$223,644,000; exports, \$615,229,648; more than half the commerce is with Great Britain. The executive power, which is absolute, is in the hands of the Khedive, a prince tributary to the Sultan. The largest city is Cairo, 349,883 inhabitants. Revenue for 1879 was estimated at \$49,683,000, and the expenditures at \$51,260,000. Public debt, \$398,420,140. Army, 53,760 men; navy, 14 vessels. Railways in 1877, 1080 miles; telegraphs, 5,260 miles. Letters carried by post in 1877, 2648,000; journals, 728,949.

#### France.

The republic of France (204,147 square miles; population in 1876, 36,905,788) dates its present constitution and government from the 4th of September, 1870, when the Second Empire, under Napoleon III., came to an end. The legislative power is vested in a *Corps Legislatif*, consisting of a Senate of 300 members, 225 of whom

are chosen for 9 years by the Departments and the colonies, and 75 for life by the National Assembly; and a Chamber of Deputies, now 532 members, elected by universal suffrage, one deputy to each 100,000 inhabitants. Salary of Senators and Deputies, \$1,800. Every Frenchman of 21 years has the right to vote, and there were in 1876, 9,948,070 legal voters, a ratio of one voter to every four inhabitants nearly.

The executive power is vested in a President, elected for seven years by a joint assembly of the Senate and the Chamber of Deputies; salary, \$120,000, and \$32,480 for household expenses; he has power to dissolve the Chamber of Deputies upon the advice of the Senate. The ministry, or Secretaries of State, consisting of nine members, are responsible to the Chambers for the political conduct of the government, while the President is responsible only in case of high treason.

Besides these officers there is a Council of State presided over by the Minister of Justice, whose function it is to advise on all subjects of law and administrative regulations submitted to it, its decision being final on causes or complaints against officers of the Government.

France is divided into 87 departments, which are subdivided into 363 "arrondissements," 2865 "cantons," and about 36,000 "communes." The President of the Republic appoints a prefect or administrative officer for each department, who is head of the police, issues local decrees, superintends tax collection, and, in a word, represents the government as general agent, assisted by a council elected by the people.

Public debt is divided into funded debt, which is not subject to reimbursement, but only to interest payment, and floating debt or deposits with the treasury, and bills of exchange called "bons du trésor." The funded debt, represented by 5 per cent Rentes, was \$4,750,337,109, and the floating debt, \$65,000,000.

Revenue for 1879, \$545,000,000; expenditure, \$552,800,000.

Imports in 1878 amounted to \$802,195,000, and exports the same year to \$673,961,400.

Miles of railway January 1, 1879, 15,265.

The large revenues are derived chiefly from excise and stamp taxes, only the insignificant sum of \$54,000,000, or about 10 per cent of the whole revenue, coming from customs; the land tax or "contribution foncière" is assessed on the net revenue of lands and houses; the poll-tax, the door and window tax, and the license tax bring in large sums; the income tax is 3 per cent on income from public funds or any other dividends, besides which



the stamp taxes amount to 3 or 4 per cent on this class of property; the excise brings in the largest revenue of all, about \$200,000,000 per annum, and is levied on spirits, tobacco, salt, sugar, paper, matches, coaches, railways, bridges, receipts, etc.

The army, consisting of about 440,000 men in time of peace, and 19,057 officers, costs about \$100,000,000 per annum. Every Frenchman of 20 years owes to the country five years active service, with very slight exemptions.

The French navy has 110 vessels, 1758 officers and about 20,000 marines.

The Roman Catholic Church is the most powerful in France, and the sums paid to the clergy of that faith by the government amount to about \$8,000,000 a year.

Systematic provision is made for public instruction, every commune having to maintain primary schools, though education is neither gratuitous nor compulsory. In 1873, out of a population of 23,294,554 above 20 years, 7,702,362 could neither read nor write.

About half the French people are engaged in agriculture, and the multitude of small landed proprietors is greater proportionally than in any country except the United States: out of 18,513,325 rural population there were 9,000,000 land owners living on their lands, 4,570,000 farmers and tenants, and only 3,255,000 day laborers. The value of land under tillage varied from \$105 to \$323 per acre, and the rent of land from \$3.64 to \$12.14 per acre.

### Germany.

The empire of Germany (208,427 square miles; population, 1875, 42,727,360) succeeded in 1871, to the North German Confederation of 1866. It is a union of 25 sovereign states, consisting of 4 kingdoms, 6 grand duchies, 5 duchies, 7 principalities, and 3 free towns. Alsace-Lorraine, ceded by France at the close of the war of 1870-71, forms a 26th member of the confederation, but is governed by Imperial authority.

Germany is a constitutional monarchy, the Emperor exercising imperial power in the name of the 25 confederated states. The Bundesrath, or federal council, has 59 members appointed for each session by the governments of the several states. The Reichstag, or House of Representatives, has 397 members, elected for 3 years by universal suffrage—every German of 21 years being an elector. The sessions of the legislature are annual, and every law must receive a majority of the whole number of members of both Houses, and the sanction of the Emperor.

The revenue for fiscal year ending March 31, 1879, was \$83,204,050, derived one-third from customs, one-third

from excise on sugar, salt, tobacco, spirits, and malt, and the remaining third from various sources. The expenditure for ordinary purposes was \$103,877,190, of which no less than \$80,600,000 was for the army, and \$30,000,000 extraordinary expenses. The deficiency in revenue to meet expenditure was made up by contributions of the states, \$22,000,000, and loans \$29,000,000. In 1879 heavy additions were made to the tariff on imported goods, and Germany has returned to an extreme protective system.

The public debt is only about \$44,000,000 funded, and about \$40,000,000 floating debt, represented by Treasury notes bearing no interest.

An exclusive gold currency was adopted by law of December 4, 1871.

The German army on a peace footing has been fixed at 401,659 men until December 31, 1881. Military service is compulsory upon every German capable of bearing arms.

The German navy consists of 70 vessels, 965 officers, and 9,265 men.

Public school education is compulsory in Germany; the number of primary schools is about 60,000, and of pupils 6,500,000. There are 360 gymnasia for preparatory training for the universities; of the latter there are 21, with 1,913 professors, and 20,826 students.

The population of Germany in 1875 embraced about 27,000,000 Protestants, 15,000,000 Roman Catholics, and 500,000 Jews.

The foreign commerce of Germany amounted in 1876 to \$918,850,000 imports, \$608,200,000 exports.

Germany had in 1878, 18,830 miles of railway, about 11,000 miles of which were worked by the government, and 7,689 miles only were private railways.

In 1878 there were 33,660 miles of telegraph lines, sending 14 million messages. The postal and telegraphic departments are managed conjointly by the government, and have increased greatly of late years, the number of letters carried in 1877 being 604 millions, against 352 millions in 1872.

### Great Britain.

Great Britain, a kingdom embracing England, Wales, Scotland, Ireland, and the Channel Islands, area 121,230 square miles, population 1871, 31,628,338, has also immense landed possessions in all parts of the globe; its colonies in Asia, chiefly British India, embrace over 210,000,000 inhabitants, in America over 5,000,000, and in Australia 2,400,000. By the British constitution the supreme legislative power is in a Parliament which holds for 7 years unless sooner dissolved by royal proclamation. The House of Lords (538 members in 1879) consists of 5 peers of the Queen's family, 2 archbishops and



8 bishops, 201 dukes, marquises, earls, and viscounts, 261 barons, 16 Scottish and 28 Irish representative peers; all of these but the last named hold for life. The House of Commons consists of 650 members elected by limited suffrage, of whom 40 constitute a quorum to do business; members of Parliament receive no salary.

The executive government, nominally in the Crown, is practically in the Cabinet, consisting of 13 members whose tenure of office is dependent upon their measures commanding a majority in the House of Commons.

At the head of the Cabinet is the First Lord of the Treasury, known as the Premier or Prime Minister; he dispenses the patronage of the Crown, his colleagues being appointed at his recommendation.

Revenue of Great Britain fiscal year ending March 31, 1879, \$415,579,860; expenditure, \$427,038,945; of which no less than 150 millions was for army and navy, and 150 millions more for interest; public debt '79, \$3,888,907,980.

Imports 1878, \$1,779,000,000; exports, \$1,180,000,000.

The army in 1878 embraced 128,253 men, and 7,199 officers, besides 136,778 militia and 102,810 volunteers, maintained at a total cost of \$74,826,500. The navy consists of 249 vessels, maintained at a cost of \$58,659,500 in 1879.

The island of Great Britain is a network of railways, of which there were 17,333 miles in operation in 1879. The telegraph embraced 5,375 miles, owned and operated by the government since 1871. The post-office service of England, carried to a greater perfection than in any other country, delivered 1059 million letters in 1877, besides 102 million postal cards, and 318 million newspapers and book packets.

Education is widely extended; the total expenditure for elementary schools having been nearly \$20,000,000 in 1878.

England abounds in iron and coal mines, the product of pig iron amounting to about \$90,000,000 per annum and of coal about \$230,000,000. Textile industries are of enormous extent, employing nearly 1 million hands; the metal manufactures come next, employing 650,000 hands. British manufactures are found in all parts of the globe.

Agriculture is carried to a high degree of perfection, though the soil is in the hands of a comparatively small number of proprietors.

Great Britain is a Protestant country, the established church in England being the Episcopal, and in Scotland Presbyterian, while in Ireland no church is now established by law. Since the abolition of the corn laws or duties upon grain in 1846, England has gradually become a free trade country, only about twenty articles being charged with import duties.

### Greece.

Greece, a kingdom of south-eastern Europe, area 19,353 square miles, population 1870, 1,457,894, is governed, since his election by the National Assembly in 1863, by George I., son of the King of Denmark. By the constitution of 1864 the legislative power resides in a parliament or single Chamber of 187 Deputies elected for 4 years by universal suffrage. The revenue in 1867 was \$7,945,000,  $\frac{1}{3}$  derived from customs, and the expenditure \$8,219,000; the public debt was \$96,618,000 in 1877. Imports 1875, \$28,150,000, exports \$17,940,000, principally raisins, currants, and olive oil. The army consists of 24,376 men, capable of being increased to 200,000 in war. The navy has 11 steamers and 10 sailing vessels. The commercial marine numbered no less than 5,001 vessels. Greece has only  $7\frac{1}{2}$  miles of railway, from Athens to the Piræus, and 1,540 miles of telegraph. Post-offices, 140; letters carried, 1876, 3,066,630; journals, 1,995,939.

### Guatemala.

Guatemala, the most populous of the five Central American republics, 44,800 square miles; population 1872, 1,197,054, of which 360,608 were whites and 830,146 Indians; revenue in 1877, \$4,505,523, one third of which was from duties on imports; expenditures, \$4,428,298; public debt, \$3,877,384; imports in 1876, \$2,717,000; exports, \$3,918,912, 1878, principally coffee. The country has no railways, though one is commenced, traversing the republic from the Caribbean Sea to the Pacific; there are 1100 miles of telegraph operated by the government. Public instruction is cared for by the government; the army has 3200 men, but there is no navy. Capital, Guatemala, 40,000 inhabitants, finest city in Central America. The clerical government was overthrown by a revolution in 1871, and the executive now resides in a president and a cabinet of four ministers.

### Guiana.

Guiana is a large territory in the north-east part of South America, bounded by the Atlantic, the Amazon, and the Orinoco. The climate is hot, and the principal products are sugar, rum, and molasses, together with fine timber woods. British Guiana—76,000 square miles, with 192,491 inhabitants in 1871—is divided into Essequibo, Demerara, and Berbice; has a governor appointed by the British crown; capital, Georgetown; population, 36,562. Imports, 1877, \$11,130,000; exports, \$15,250,000.

French Guiana, area 18,000 square miles, population 1877, 21,082; capital, Cayenne, on the island of the same name, which is a French penal settlement.



Dutch Guiana, or Surinam, lies between British and French; area, 45,000 square miles; population 68,255, four fifths of whom are negroes; capital, Paramaribo.

#### Haiti.

Haiti is a republic of the West Indies, occupying the west end of the island, of which Santo Domingo forms the eastern or Spanish part. Area of the whole island 28,000 square miles; population of Haiti about 550,000, nine tenths of whom are negroes, the rest chiefly mulattoes. The language in use is French, and the state religion Catholic. By the constitution of 1867 legislative power is in an assembly and a president, chosen for 4 years. The finances are in chronic disorder; the revenue for 1877 was \$4,194,998, three fourths derived from duties on imports and exports; the expenditure was \$4,023,687; debt about \$9,000,000. The army has 6828 men and the navy 2 steam corvettes, with 8 guns. In 1877 the imports were \$7,971,000, and the exports \$8,474,000, chiefly coffee, cotton, and cocoa.

#### Honduras.

Honduras, one of the five Central American republics—58,168 square miles, population 351,700—is governed by a president, a single minister, and an assembly of 37 representatives. Revenue for 1876 was \$400,000, one third from customs and about one third from monopolies, the expenditure reaching nearly the same amount. National debt \$37,000,000; interest mostly unpaid. The exports amount to about \$1,305,000. The army numbers 1500 men. One line of railway is in operation, about 90 miles long. There are nearly 1000 miles of telegraph. Education is becoming a prominent interest, and the government established a national college in 1878.

#### Italy.

Italy, a kingdom of southern Europe; area 129,570 square miles, population 1871, 26,801,154, of whom 26,658,679 were Catholics. It is divided into 69 provinces. The government is a constitutional monarchy, with a senate of 270 members appointed for life, and a chamber of 508 deputies elected by general suffrage. Absolute freedom of the press prevails. The government supports education, which is compulsory and gratuitous, by annual subsidies of about \$3,500,000. Agriculture is the principal Italian interest, though the silk, cotton, woollen, and straw manufactures are becoming important. Italy abounds in populous cities, of which Naples, 449,301, is the largest, and Rome, the capital, has 235,302. Revenue in 1878, \$285,163,000; expenditure, \$245,625,500; public debt, \$1,977,117,845;

imports 1878, \$214,165,023; exports, \$208,156,000, of which silk made \$56,000,000. Standing army, 659,615, militia 553,005; navy 66 vessels, with 339 guns. 4800 miles of railway in 1877, and 14,391 miles of telegraph.

#### Japan.

Japan is an empire of eastern Asia, ruled by a mikado aided by a great council, and without a legislative body; area 146,613 square miles; population 1874, 33,623,379. Revenue 1878, \$51,246,439, four fifths of which was from land tax; expenditures, \$49,176,439; public debt, \$363,225,677. The army comprised 31,680 men in 1878, and the navy 16 steam vessels, with 1900 men. Imports 1876, \$23,964,678; exports, \$27,711,527, one half of which was raw silk; nearly one half the commerce of Japan is with Great Britain and her colonies. Railroads in operation, 63 miles; telegraphs, 1791 miles; post-offices, 3744, transmitting in 1877 22,812,938 letters. The paper money of Japan is at about 30 per cent discount.

#### Mexico.

Mexico, a republic of North America, on the southern boundary of the United States—area 761,640 square miles, population 1871, 9,389,461—is divided into 27 states, besides Lower California and the federal district, governed by a president elected for 4 years, a Senate of 56 members chosen for 6 years, and a House of Deputies of 331 members for 2 years. The chief justice of the Supreme Court, elected for 6 years, is ex-officio vice-president of the republic. Each state has its local constitution, with elective governors and legislatures. The national language is Spanish, and the Catholic religion predominates, though all are equally protected. Education is being rapidly extended, there being 4000 public schools. Railway communication, formerly confined to a line from Vera Cruz to the City of Mexico, 263 miles, is becoming more general. There are about 7000 miles of telegraph. The chief communication is by the highways between principal cities, on which many lines of stages are constantly plying. The country is rich in agricultural and mineral wealth, vast table-lands, varying from 3000 to 5000 feet in elevation, producing almost every variety of grain and vegetables, while in the warmer regions oranges and other tropical fruits grow profusely. Coffee and cotton are largely cultivated. The northern states of Mexico are full of vast herds of cattle and sheep. Manufactures are poorly developed, but commerce, though much impeded by political turbulence and restrictive laws, is on the increase. The imports amount to a mean annual value of \$27,000,000, and the exports \$30,000,-



000, more than one third of which go to Great Britain; but the large increase of commerce springs mainly from smuggling, which is directly fostered by exorbitant duties on imports, practically amounting to prohibition. The country being almost destitute of navigable rivers, the rates of carriage are enormous, and must so continue until the country can be traversed with competing lines of railway.

The revenue for the fiscal year 1878 was \$16,128,807, of which \$12,500,000 was from customs duties; the expenditure was \$22,108,046, more than one third of which was for the army. The public debt is variously stated at from \$127,700,000 to \$395,500,000; but the Mexican Government claims that its Europeans debt is annulled by the part taken by England, France, and Spain in imposing the Maximilian dynasty upon the republic in 1861-62.

The army comprises 21,136 men, the navy only 4 insignificant gunboats.

Capital, Mexico, built in 1521, on Lake Tezcoco, 7435 feet above the sea level; population about 250,000.

#### Netherlands.

Netherlands, a kingdom of western Europe; area 12,680 square miles, population 1877, 3,924,792 (estimated), nearly all natives of Holland. Revenue 1878, \$41,000,000; expenditure, \$47,280,000; public debt 1878, \$366,290,000. Army in 1877, 60,093 men; navy 1878, 115 vessels, 503 guns, and 5197 men. Imports 1876, \$256,000,000; exports, \$197,800,000. Railways in 1878, 1125 miles, more than half managed by the State; telegraphs 2196 miles. Post-offices, 1299; letters carried in 1877, 61,720,679; journals, 30,723,619.

#### Nicaragua.

Nicaragua, one of the five republics of Central America—area 58,000 square miles, population 300,000 (estimated), one half of whom are Indians—is in large part covered with great forests, furnishing the finest mahogany, rosewood, and dye-woods. The country has long been distracted by internal dissensions; it is governed by a president elected for 4 years, a cabinet of 4 ministers, a senate of 10 members, and an assembly of 11 representatives. The revenue amounted in 1875 to \$2,325,000, and the expenditure rather more, chiefly for the army and public debt of \$3,500,000. The exports amounted to \$1,460,596, and the imports to \$1,031,098. The principal exports were coffee, elastic gum, and gold and silver bullion.

#### Paraguay.

Paraguay, an inland republic of South America—area 57,503 square miles, population in 1876, 293,844—is a country without cities and almost without civilization. The language

spoken is chiefly that of the Indians mixed with a little Spanish. The country achieved independence in 1811, and was ruled by the dictator, Dr. Francia, for 29 years, during which no foreigners were allowed to enter or leave Paraguay. Since 1870 the government, though nominally republican, has been under the control of Brazil. The country is hopelessly insolvent, owing \$236,000,000 to Brazil and the other allies as a legacy of the war, \$9,000,000 to Great Britain, and \$2,100,000 domestic debt, amounting altogether to more than the total value of the country, real and personal. Revenue in 1876, \$295,567; expenses, \$228,630, besides interest and army. The imports in 1876, \$657,466, and the exports \$392,887. The army embraces 2000 men, mostly now discharged to relieve the treasury of expense. The only railway in Paraguay is one of 45 miles, and the only telegraph is of the same length..

#### Peru.

Peru, a republic on the western coast of South America (area, 502,760 square miles; population in 1876, 2,699,445), is governed, under a constitution adopted in 1858, by a President chosen for 4 years, a Senate of 44, and a House of Representatives of 110 members. The revenue for 1876 was \$66,601,664, about one ninth of which was from customs, the expenditures \$65,063,122; the public debt was \$229,882,688, the interest on the foreign debt being in default. The revenue is chiefly derived from the sale of guano and nitrate of soda. The importations of 1877 were \$24,179,094, and the exports \$52,497,747. The premium on specie is 62 per cent, and the domestic debt sells at 50 cents on the dollar.

The army consists of 3,000 men, besides 1,000 gendarmes and 1,200 vigilantes; the navy consists of 18 steam vessels, well armed and equipped, of 3,396 horse power, and 66 guns, among which are seven ironclads and rams. The merchant marine in 1876 had 147 sailing ships and 8 steamers. In 1877 there were 1,134 completed miles of railway and 600 more in construction, Peru having gone into the most extensive railroad building in proportion to its inhabitants of any country. Silver is largely mined, the annual product being from 3 to 4 million dollars, and coinage is free and unlimited. Peru has a fertile soil, producing cotton, sugar, grapes, and olives, while the forests abound in the cinchona-tree, which yields the precious Peruvian bark, or quinine.

Capital, Lima; population in 1868, 121,362.

#### Portugal.

Portugal, a kingdom of Western Europe; area, 36,510 square miles; population 1878, 4,745,024. The legislative



power is in a Cortes with a Chamber of 100 peers, appointed for life by the king, and a Chamber of Deputies 149, elected by the people. Revenue 1879, \$27,893,000; expenditure, \$30,581,000; public debt 1877, \$381,120,000. Imports in 1875, \$39,181,000; exports, \$26,792,000. Army, 1878, 32,231; navy, 34 vessels, with 156 guns and 3,470 men. Railways in 1878, 680 miles; telegraphs, 2,300 miles. Post-offices, 616; letters carried, 10,470,152; journals, 6,021,744 in 1878.

#### Russia.

Russia, an empire of Eastern Europe and Western Asia; total area, 8,270,759 square miles; population, 88,399,808 (estimated). Revenue, 1879, \$473,980,000; expenditure, \$471,438,000; public debt, 1878 (official), \$2,840,597,635, since which loans and paper to the amount of \$340,000,000 have been issued. The cost of the war in 1877-78 with Turkey and her allies was stated officially in June, 1878, at 1060 millions. The army in 1878 embraced 768,427 men; navy, 223 men-of-war, with 561 guns. Imports, 1876, \$358,450,000; exports, \$300,525,000. Railways in 1878, 12,945 miles; telegraphs 42,595 miles. Post-offices, 3,678; letters, carried, 90,704,555; postal cards, 2,494,006; journals, 81,130,872 in 1877. Amount of paper money (irredeemable) was, in 1879, 850 millions, which is depreciated about 50 per cent.

#### Salvador.

Salvador (sometimes called San Salvador, the name of its capital city) is the smallest of the five Central American republics; area, 7,500 square miles; population in 1870, 434,520. It is governed by a President elected for four years, a ministry of five members, and a Congress of 12 senators and 24 Deputies elected for 2 years. Suffrage is universal except for servants and persons without legal occupation. Education, though not general, is in advance of other Central American States; the Roman Catholic religion is recognized, but others protected. The army has 1000 men. Revenue, 1876, \$1,096,591; expenditure, \$1,794,282; national debt, \$1,072,948. Imports in 1877, \$2,586,431; exports, \$3,960,932, nearly one half of which was indigo and one third coffee. About one half the commerce of Salvador is with Great Britain.

#### Santo Domingo.

Santo Domingo, a republic of the West Indies, forms the larger portion of the island of Haiti, lying east of the republic of that name; area, 18,000 square miles; population in 1876, 150,000 (estimated), principally mixed Spaniards, Indians, and negroes. The national language is Spanish, and the established religion Roman Catholic. The government is vested in a Presi-

dent elected for six years, who appoints a Council of 4 ministers, a Senate of 9 members also chosen for 6 years, and a House of 15 members. Revenue in 1876, \$853,254; expenditure, \$740,428; foreign debt contracted in London in 1869, \$3,780,000, which was repudiated in 1872. Imports, \$1,745,654; exports, \$1,546,809, chiefly tobacco and sugar. The soil is of extraordinary fertility, the climate soft and inviting, and much more salubrious than any other part of the West Indies. Civilization is extremely backward, and public education neglected. There are literally no good roads on the island, transportation being almost wholly on the backs of horses and mules. The army consists of 4000 men, and the navy of 5 small vessels, with 44 guns. The capital, Santo Domingo, has about 6,000 inhabitants.

#### Spain.

Spain, a kingdom of Western Europe; area, 182,758 square miles, population, 1870, 16,794,963. The legislative power is in the Cortes, a Senate, and a Chamber of Deputies elected for 5 years by indirect suffrage. Revenue, 1878, \$150,126,229; expenditure, \$151,129,380; public debt, 1877, \$1,938,681,000. Imports, 1875, \$65,250,000; exports, 75,145,000. Army in peace, 100,000 men; navy, 123 vessels and 552 guns. Railways, 1876, 3,440 miles; telegraphs, 8,190 miles. Post-offices, 2,358; letters carried, 1874, 80,632,911.

#### Sweden and Norway.

Sweden and Norway, a kingdom of Northwestern Europe, united under one dynasty. Sweden, 170,741 square miles; population, 1877, 4,554,502. Revenue, \$18,964,000; expenditure, \$20,154,000; public debt, 1878, \$45,960,000; army, 156,970 men; navy, 42 steamers and 97 small vessels, with 218 guns. Imports, 1876, \$75,283,000; exports, \$57,986,000. Nearly one half the commerce is with Great Britain. Railways, 3,125 miles, one third operated by the State; telegraphs, 4,968 miles; post-offices, 1,883; letters in 1876, 27,044,869.

Norway, 122,280 square miles; population, 1875, 1,806,900. Revenue, 1877, 12,987,000; expenditure, 13,125,000; public debt, 1878, \$18,920,000. Imports, 1876, \$42,600,000; exports, \$30,115,000. Army, 12,000 men; navy in 1878, 29 steamers and 88 small vessels, with 154 guns. Railways, 501 miles; telegraphs, 5,110 miles, nearly all operated by the government. Post-offices in 1877, 870; letters carried, 12,121,044; journals, 5,547,498.

#### Switzerland.

Switzerland, a republic of Central Europe; area, 15,981 square miles; population, 1877, 2,776,035 (estimated). By the federal constitution of 1874, the legislative body consists of a national



council of 135, elected for three years; a council of 44 members, one for each canton. The executive power is in a federal council, chosen for three years by the federal assembly, and in a President of the Swiss Confederation, elected for one year from its own members by the federal council. Revenue, 1877, \$8,940,000; expenditure, \$8,560,000; debt, \$7,280,000. Army (all men between 22 and 32), 119,440, besides the Landwehr, comprising all between 33 and 44, 91,595 in 1878. The commerce of Switzerland is not officially reported in money values. Railways, 1460 miles; telegraphs, 4020 miles. Post offices, 799; letters carried, 65,374,616; journals, 48,137,245.

#### Turkey.

Turkey, a monarchy of Southeastern Europe and Western Asia; area, 1,812,048 square miles; population in Europe, 8,971,000; in Asia, 17,536,465 (estimated) in 1878. The government is a constitutional monarchy since 1876, the Sultan being the irresponsible sovereign, convoking and dissolving the General Assembly at his pleasure. The ministers are responsible to the Chamber of Deputies; the Senate are nominated for life by the Sultan, and the deputies elected by secret ballot, one to every 150,000 males.

The financial affairs of Turkey after the long war are greatly involved, the revenue being less than \$80,000,000, and the expenditures exceeding \$125,000,000. Public debt amounted in 1879 to \$784,908,915. No official statistics regarding commerce exist. Imports are estimated at \$90,000,000, and exports at \$50,000,000 annually. Army (compulsory service for 20 years), 157,667 men in time of peace; navy, 116 steam vessels, 50 sail vessels, and 1600 guns. Railways, 849 miles; telegraphs, 15,640 miles.

#### Uruguay.

Uruguay, a republic of South America—area, 70,000 square miles; popula-

tion, 1877, 440,000 (estimated)—is governed by a President, a ministry of 4 cabinet officers, and a legislature composed of 13 Senators and 40 Representatives. The revenue in 1878 was \$10,406,840, three fourths of which was from customs duties; the expenditures \$10,090,260, nearly half of which was for the army and navy. The public debt in 1877 was \$47,611,486; paper money to the amount of \$6,000,000 was no longer current in commerce, though received by the government. Payment of interest on the debt has been lately resumed.

The imports in 1877 were \$14,200,000, and the exports \$17,492,159—1879.

The army consists of 2,261 men. 225 miles of railway are in operation, and 730 miles of telegraph. There are 144 post-offices; letters mailed in 1877, 1,032,876. Capital, Montevideo; population, 1877, 91,167. About half the property of the republic belongs to foreigners, principally Spaniards, Italians, and Brazilians.

#### Venezuela.

Venezuela (United States of), a republic formed after the dissolution of the old republic of Colombia, dates from the constitution of 1864. It has 368,235 square miles, and 1,784,197 inhabitants in 1873. The confederation consists of 20 States, besides the federal district, each having its own distinct government, and electing delegates to the Congress, which meets annually at Caracas, the capital city, of 48,897 inhabitants. The President, is elected for two years.

The revenue for 1875 was \$6,702,080, four-fifths of which came from customs and tonnage duties; the expenditure, \$6,143,134. The public debt in 1877 was \$66,782,688, payment of interest on which was resumed in 1875. The imports were \$15,043,373 in 1876, and the exports \$16,112,627, chiefly coffee and cocoa. The only railway, 70 miles long, was opened in 1877. The army consists of 12,000 men.

### DEATHS OF NOTABLE PERSONS FROM DEC. 1, 1879, TO DEC. 1, 1880.

Dec. 10, 1879. At Cambridge, Mass., Dr. Enoch C. Wines, philanthropist and prison reformer.

Dec. 26. At New York, John K. Hackett, recorder, and son of the actor Hackett, aged 58; noted as a severe and just judge.

Dec. 27. In London, Wm. Hepworth Dixon, a versatile writer of history, biography, and criticism, aged 58.

Dec. 31. In Alabama, George S. Houston, U. S. Senator, aged 69.

Jan. 3, 1880. At Malden, Mass., Gilbert Haven, Bishop Methodist Church, aged 58.

Jan. 10. In New York, Frank Leslie, publisher and founder of numerous pictorial periodicals bearing his name, aged 58.

Jan. 15. At ———, Ida von Hahn Hahn, traveller and writer, aged 74.

Jan. 20. In Paris, Jules Favre, noted as a parliamentary orator and Republican cabinet minister, aged 70.

Jan. 20. In London, Thomas Landseer, engraver, aged 83.

Jan. 28. At Halifax, N. S., Prof. James De Mille, copious writer of fiction, etc., aged 47.

Feb. 1. In Paris, Adolphe Granier de Cassagnac, aged 74.

Feb. 5. Adolph C. Borie, Secretary of the Navy under Grant, aged 71.

Feb. 13. In Providence, R. I., Samuel G. Arnold, author of History of Rhode Island, and ex-U. S. Senator, aged 59.

Feb. 15. In Washington, D. C., Gen. Carlos Butterfield, aged 56.

Feb. 17. In New York, James Lenox, founder of Lenox Library, aged 79.  
 Feb. 17. Thomas Bell, scientific writer, aged 87.  
 Feb. 20. Mariano R. Palaceo, a noted Mexican.  
 April 14. In New York, Rev. Samuel Osgood, D.D., aged 68.  
 May 1. In Washington, D. C., Gen. Sam'l F. Heintzelman, aged 75.  
 May 10. In Paris, Gustave Flaubert, writer of fiction, aged 59; and E. Fournier, a copious miscellaneous writer, aged 61.  
 May 14. In Albion, N. Y., Chief Justice Sanford E. Church, aged 65.  
 May 18. Paul de Musset, French novelist, aged 76.  
 May 19. In Toronto, Canada, Hon. Geo. Brown, editor of Toronto Globe, and member of the Senate, aged 62.  
 May 19. Near Nashville, Tenn., Henry S. Foote, ex-Governor and U. S. Senator, aged 76.  
 May 27. Dr. Alfred S. Taylor, writer on medical jurisprudence, aged 73.  
 May 30. James R. Planché, dramatic author, aged 74.  
 June 3. At St. Petersburg, Maria Alexandrovna, Empress of Russia, aged 56.  
 June 7. In New York, John Brougham, actor and author, aged 70.  
 June 12. In New York, George Opdyke, ex-Mayor, aged 75.  
 June 13. In Wilmington, Del., ex-Senator James A. Bayard, aged 81.  
 June 19. In Washington, D. C., John A. Sutter, discoverer of gold in California, aged 77.  
 July 6. Pierce Egan, British author and journalist, aged 66.

July 12. In London, Eng., Tom Taylor, dramatist and editor of "Punch," aged 63.  
 Aug. 5. Thomas Henry Wyatt, architect and author, aged 73.  
 Aug. 7. Firmin Didot, distinguished French printer and publisher, aged 86.  
 Aug. 9. In Clearfield, Pa., ex-Governor Wm. Bigler, aged 66.  
 Aug. 14. Lord Stratford de Redcliffe, diplomatist, aged 92.  
 Aug. 15. In Paris, Lillian Adelaide Neilson, the celebrated actress, aged 30.  
 Aug. 16. In Jefferson county, Ga., ex-Governor Herschel V. Johnson, aged 68.  
 Aug. 18. In Bergen, Norway, Ole Bornemann Bull, violinist, aged 70.  
 Aug. 14. In Buffalo, N. Y., Gen. Albert J. Myer, Chief Signal Officer of U. S., aged 52.  
 Aug. 29. In New York, Sanford R. Gifford, artist, aged 57.  
 Aug. 30. At Orange Mountain, N. J., Rev. Wm. Adams, D. D., President of the Union Theological Seminary, aged 73.  
 Sept. 11. At Saratoga, N. Y., Marshall O. Roberts, aged 68.  
 Sept. 19. At Norwich, Conn., ex-Senator Lafayette S. Foster, acting Vice President of the U. S., 1865-67, aged 74.  
 Oct. 5. Jacques Offenbach, composer of opera-bouffe music, aged 61.  
 Oct. 6. In Boston, Prof. Benjamin Peirce, of Harvard College, eminent mathematical writer, aged 71.  
 Oct. 20. At Wayland, Mass., Lydia Maria Child, copious writer for the press, aged 78.  
 Nov. 11. Near Philadelphia, Lucretia Mott, noted Quaker preacher and reformer, aged 87.  
 Nov. 20. Sir Alexander Cockburn, Lord Chief Justice of England, aged 78.

## COTTON MANUFACTURES OF THE UNITED STATES, 1880.

From the Preliminary Report of the Tenth Census upon the *Specific Cotton Manufacture* of the United States, Jan., 1881.

STATES.	Number of Looms	Number of Spindles	Number Bales of Cotton used.	Persons employ'd	STATES.	Number of Looms.	Number of Spindles.	Number Bales of Cotton used.	Persons employed.
Alabama .....	1,060	55,072	14,887	1,600	N. Hampshire	25,487	1,008,521	172,746	16,657
Arkansas .....	28	2,015	720	64	New Jersey....	3,344	232,305	20,569	4,658
Connecticut ..	18,036	931,538	107,877	15,497	New York.....	12,822	578,512	70,014	10,710
Delaware.....	823	48,858	7,512	695	N. Carolina.....	1,960	102,767	27,508	3,428
Florida.....		816	350	33	Ohio.....	42	14,328	10,597	563
Georgia.....	4,713	200,974	67,874	6,678	Pennsylvania..	10,541	446,379	86,355	11,871
Illinois.....	24	4,860	2,261	281	Rhode Island..	30,274	1,649,295	161,694	22,228
Indiana .....	776	33,396	11,558	720	S. Carolina.....	1,776	92,788	33,099	2,195
Kentucky.....	73	9,022	4,215	359	Tennessee.....	1,068	46,268	11,699	1,312
Louisiana ....	120	6,096	1,354	108	Texas.....	71	2,648	246	71
Maine.....	15,978	696,685	112,361	11,318	Utah.....	14	432		29
Maryland.....	2,325	125,014	46,947	4,159	Vermont.....	1,180	55,088	7,404	735
Massach'tts..	94,788	4,465,290	578,590	62,794	Virginia.....	1,324	44,336	11,461	1,112
Michigan.....	131	12,120	600	208	Wisconsin.....	400	10,240	3,173	282
Mississippi...	704	26,172	6,411	748					
Missouri.....	341	19,312	6,399	515	Total.....	230,223	10,921,147	1,586,481	181,628

NOTE.—The above does not include the Hosiery Mills, or any of the mills known as Woolen Mills, where cotton may be a component material used in the manufacture. These classes will be treated in a subsequent report on Wool Manufacture.



## Dividends, Earnings, and Surplus of all the National Banks of the United States, 1870 to 1880.

[Condensed from the Report of the Comptroller of the Currency, December, 1880]

Year ending Sept. 1.	No. of Banks.	Capital.	Surplus.	Total Dividends.	al Net Earnings.	Ratio of Dividends to Capital.	Ratio of Dividends to Capital and Surplus.	Ratio of Earnings to Capital and Surplus.
		\$	\$	\$	\$			
1870.....	1,601	425,317,104	91,630,620	42,559,438	55,810,819	10.12	8.35	10.96
1871.....	1,693	445,999,264	98,286,591	44,330,429	54,558,473	10.14	8.31	10.23
1872.....	1,852	465,676,023	105,181,942	46,687,115	58,075,430	10.19	8.33	10.36
1873.....	1,955	488,100,951	118,113,848	49,649,090	65,048,478	10.31	8.30	10.87
1874.....	1,971	489,938,284	123,364,039	48,459,305	59,580,931	9.90	7.87	9.68
1875.....	2,047	497,864,833	134,123,649	49,068,601	57,936,224	9.89	7.81	9.22
1876.....	2,081	500,482,271	132,251,078	47,375,410	43,638,152	9.42	7.45	6.87
1877.....	2,072	486,324,860	124,349,254	43,921,085	34,866,990	8.93	7.09	5.62
1878.....	2,047	470,231,896	118,687,134	35,941,612	30,605,589	7.80	6.21	5.14
1879.....	2,045	455,132,056	115,149,351	31,912,921	31,551,860	7.60	6.07	5.49
1880.....	2,072	454,215,062	120,145,649	36,411,473	45,186,034	8.02	6.35	7.88

*Average annual production of the precious metals in the world by periods from 1701 to 1875.*

[Estimated by Dr. Adolf Soetbeer, the German Statistician.]

PERIOD.	Gold—annual average.		Silver—annual average.		Total annual average value.
	Kilograms.	Value.	Kilograms.	Value.	
1701-'20 .....	12,820	\$8,520,300	355,600	\$14,781,500	\$23,301,800.
1721-'40 .....	19,080	12,680,700	431,200	17,924,100	30,604,800
1741-'60 .....	24,610	16,356,000	533,145	22,157,500	38,513,500
1761-'80 .....	20,705	13,760,700	652,740	27,127,800	40,888,500
1781-1800.....	17,790	11,823,400	879,060	36,533,700	48,357,100
1801-'10 .....	17,778	12,553,000	894,150	36,960,800	49,513,800
1811-'20 .....	11,445	7,606,400	540,770	22,471,000	30,080,400
1821-'30 .....	14,216	9,443,800	460,560	19,140,800	28,589,600
1831-'40 .....	20,289	13,484,200	595,450	24,788,400	38,272,600
1841-'50 .....	54,759	36,393,300	780,415	32,434,000	68,827,300
1851-'55 .....	197,515	131,270,000	886,115	36,826,900	168,096,900
1856-'60 .....	206,058	136,940,800	904,990	37,611,300	174,552,100
1861-'65 .....	185,123	123,030,100	1,101,150	45,763,700	168,794,100
1866-'70 .....	191,900	127,538,600	1,339,085	55,654,300	183,192,900
1871-'75 .....	170,675	113,432,300	1,969,425	81,849,300	195,281,600
1879 (Mint Report) ...	.....	105,365,697	.....	81,037,220	.....

As to the much-controverted question of the amount of the precious metals mined which is to be deducted from the circulation on the account of use in the arts, the Director of the Mint, after careful and extended inquiries, in 1879, and 1880, came to the conclusion that the annual consumption of gold and silver, in all forms, in the United States, is not less than \$10,000,000 of gold and \$5,000,000 of silver.

The balance of exchanges in the precious metals, which had been steadily against the United States ever since 1861, has been changed during 1879-80. The imports of gold and silver coin and bullion from July 1st, 1879, to July 1st, 1880, amounted to the sum of \$75,891,391.

### Brief History of the Standard Silver Dollar.

Authorized to be coined, Act of April 2, 1792. Weight, 416 grains, standard silver; Fineness, 892.4: equivalent to 371¼ grains of fine silver, with 44¼ grains alloy of pure copper.

Weight changed, Act of January 18, 1837, to 412½ grains, and fineness changed to 900, preserving the same amount of pure silver = 371¼ grains, with 1-10 alloy.

Coinage discontinued, Act of February 12, 1873.

Total amount coined, from 1792 to 1873, \$8,045,838.

Coinage revived, two million dollars per month required to be coined, and issue made legal-tender for all debts, public and private, Act of Feb'y 28, 1878.

Total amount coined, February 28, 1878, to Dec. 1, 1880, \$75,147,750.

## PRESIDENTS AND THEIR CABINETS.

## PRESIDENTS AND VICE-PRESIDENTS.

PRESIDENTS.				VICE-PRESIDENTS.			
Term.	No.	Name.	Qualified.	No.	Name.	Qualified.	
<b>*1</b>	1	George Washington.	April 30, 1789	1	John Adams .....	June 3,	1789
<b>2</b>		"	Mar. 4, 1793		"	Dec. 2,	1793
<b>3</b>	2	John Adams .....	Mar. 4, 1797	2	Thomas Jefferson. ...	March 4,	1797
<b>4</b>	3	Thomas Jefferson ..	Mar. 4, 1801	3	Aaron Burr .. . . .	March 4,	1801
<b>5</b>		"	Mar. 4, 1805	4	George Clinton.....	March 4,	1805
<b>6</b>	4	James Madison....	Mar. 4, 1809		"	March 4,	1809
<b>7</b>		"	Mar. 4, 1813	5	Elbridge Gerry.....	March 4,	1813
<b>8</b>	5	James Monroe .....	Mar. 4, 1817		+John Gaillard.....	Nov. 25,	1814
<b>9</b>		"	Mar. 5, 1821	6	Daniel D. Tompkins ..	March 4,	1817
<b>10</b>	6	John Quincy Adams	Mar. 4, 1825		"	March 5,	1821
<b>11</b>	7	Andrew Jackson....	Mar. 4, 1829	7	John C. Calhoun.....	March 4,	1825
<b>12</b>		"	Mar. 4, 1833		"	March 4,	1829
<b>13</b>	8	Martin Van Buren..	Mar. 4, 1837	8	Martin Van Buren....	March 4,	1833
<b>14</b>	9	Wm. Henry Harrison	Mar. 4, 1841	9	Richard M. Johnson...	March 4,	1837
<b>14a</b>	10	John Tyler.....	April 6, 1841	10	John Tyler....	March 4,	1841
<b>15</b>	11	James K. Polk .....	Mar. 4, 1845		+Samuel L. Southard..	April 6,	1841
<b>16</b>	12	Zachary Taylor....	Mar. 5, 1849		+Willie P. Mangum....	May 31,	1842
<b>16a</b>	13	Millard Fillmore...	July 10, 1850	11	George M. Dallas.....	March 4,	1845
<b>17</b>	14	Franklin Pierce....	Mar. 4, 1853	12	Millard Fillmore.....	March 5,	1849
<b>18</b>		"	Mar. 4, 1857		+William R. King.....	July 11,	1850
<b>19</b>	15	James Buchanan...	Mar. 4, 1861	13	William R. King.....	March 4,	1853
<b>20</b>	16	Abraham Lincoln ..	Mar. 4, 1865		+David R. Atchison...	April 18,	1853
<b>20a</b>	17	Andrew Johnson...	April 15, 1865		+Jesse D. Bright. ....	Dec. 5,	1854
<b>21</b>	18	Ulysses S. Grant ...	Mar. 4, 1869	14	John C. Breckinridge..	March 4,	1857
<b>22</b>		"	Mar. 4, 1873	15	Hannibal Hamlin.....	March 4,	1861
<b>23</b>	19	Rutherford B. Hayes	Mar. 5, 1877	16	Andrew Johnson.....	March 4,	1865
					+Lafayette S. Foster...	April 15,	1865
					+Benjamin F. Wade...	March 2,	1867
				17	Schuyler Colfax.....	March 4,	1869
				18	Henry Wilson.....	March 4,	1873
					+Thomas W. Ferry....	Nov. 22,	1875
				19	William A. Wheeler...	March 5,	1877

\* The heavy-faced figures in this column mark the terms held by the Presidents, and are referred to in succeeding tables. The smaller figures indicate the numerical order or sequence of individual officers from the first.

† Acting Vice-President and President *pro tem.* of the Senate.

## SECRETARIES OF STATE.

Term.	No.	NAME.	APPOINTED.	Term.	No.	NAME.	APPOINTED.
<b>1</b>	1	Thomas Jefferson..	Sept. 26, 1789	<b>14</b>	14	Daniel Webster ...	Mar. 5, 1841
<b>2</b>		"	March 4, 1793	<b>14a</b>		"	April 6, 1841
<b>3</b>	2	Edmund Randolph.	Jan. 2, 1794		15	Hugh S. Legare...	May 24, 1843
<b>4</b>	3	Timothy Pickering.	Dec. 10, 1795		16	Abel P. Upshur ...	July 24, 1843
<b>5</b>		"	March 4, 1797		17	John C. Calhoun..	Mar. 6, 1844
<b>6</b>	4	John Marshall.....	May 13, 1800	<b>15</b>	18	James Buchanan..	Mar. 6, 1845
<b>7</b>	5	James Madison....	March 5, 1801	<b>16</b>	19	John M. Clayton...	Mar. 8, 1849
<b>8</b>		"	March 4, 1805	<b>16a</b>		Daniel Webster ...	July 22, 1850
<b>9</b>	6	Robert Smith.....	March 6, 1809		20	Edward Everett...	Nov. 6, 1852
<b>10</b>	7	James Monroe. ...	April 2, 1811	<b>17</b>	21	William L. Marcy.	Mar. 7, 1853
<b>11</b>		"	March 4, 1813	<b>18</b>	22	Lewis Cass...	Mar. 6, 1857
<b>12</b>	8	John Quincy Adams	March 5, 1817		23	Jeremiah S. Black.	Dec. 17, 1860
<b>13</b>		"	March 5, 1821	<b>19</b>	24	William H. Seward	Mar. 5, 1861
<b>14</b>	9	Henry Clay.....	March 7, 1825	<b>20</b>		"	Mar. 4, 1865
<b>15</b>	10	Martin Van Buren..	March 6, 1829	<b>20a</b>		"	April 15, 1865
<b>16</b>		"	May 24, 1831		25	E. B. Washburne..	Mar. 5, 1869
<b>17</b>	11	Edward Livingston.	May 29, 1833	<b>21</b>	26	Hamilton Fish ...	Mar. 11, 1869
<b>18</b>		"	March 4, 1837	<b>22</b>		"	Mar. 4, 1873
<b>19</b>	12	Louis McLane.....	June 27, 1834	<b>23</b>	27	William M. Evarts.	Mar. 12, 1877
<b>20</b>		"	March 4, 1837				

The heavy-faced figures mark the Presidential term in which each Cabinet Officer held his appointment, as shown by the table of Presidents preceding.



## SECRETARIES OF THE TREASURY.

Term.	No.	NAME.	APPOINTED.	Term.	No.	NAME.	APPOINTED.
1	1	Alex. Hamilton. . . . .	Sept. 11, 1789	14a		Thomas Ewing. . . . .	April 6, 1841
2	"	" . . . . .	Mar. 4, 1793	15	15	Walter Forward. . . . .	Sept. 13, 1841
3	2	Oliver Wolcott. . . . .	Feb. 2, 1795	16	16	John C. Spencer. . . . .	March 3, 1843
3	"	" . . . . .	Mar. 4, 1797	17	17	George M. Bibb. . . . .	June 15, 1844
4	3	Samuel Dexter. . . . .	Jan. 1, 1801	15	18	Robert J. Walker. . . . .	March 6, 1845
4	4	Albert Gallatin. . . . .	May 14, 1801	16	19	Wm. M. Meredith. . . . .	March 8, 1849
5	"	" . . . . .	Mar. 4, 1809	16a	20	Thomas Corwin . . . . .	July 23, 1850
6	"	" . . . . .	Mar. 4, 1813	17	21	James Guthrie . . . . .	March 7, 1853
7	5	Geo. W. Campbell. . . . .	Feb. 9, 1814	18	22	Howell Cobb. . . . .	March 6, 1857
7	6	Alexander J. Dallas. . . . .	Oct. 6, 1814	18	23	Philip F. Thomas . . . . .	Dec. 12, 1860
8	7	Wm. H. Crawford. . . . .	Oct. 22, 1816	19	24	John A. Dix. . . . .	Jan. 11, 1861
8	"	" . . . . .	Mar. 5, 1817	19	25	Salmon P. Chase. . . . .	March 7, 1861
9	"	" . . . . .	Mar. 5, 1821	20	26	Wm. Pitt Fessenden . . . . .	July 1, 1864
10	8	Richard Rush . . . . .	Mar. 7, 1825	20	27	Hugh McCulloch. . . . .	March 7, 1865
11	9	Samuel D. Ingham. . . . .	Mar. 6, 1829	20a	"	" . . . . .	April 15, 1865
12	10	Louis McLane . . . . .	Aug. 2, 1831	21	28	George S. Boutwell . . . . .	March 11, 1869
12	11	William J. Duane . . . . .	May 29, 1833	22	29	Wm. A. Richardson . . . . .	March 17, 1873
12	12	Roger B. Taney . . . . .	Sept. 23, 1833	22	30	Benj. H. Bristow. . . . .	June 4, 1874
13	13	Levi Woodbury. . . . .	June 27, 1834	23	31	Lot M. Morrill. . . . .	July 7, 1876
13	"	" . . . . .	Mar. 4, 1837	23	32	John Sherman. . . . .	March 8, 1877
14	14	Thomas Ewing. . . . .	Mar. 5, 1841				

## SECRETARIES OF WAR.

1	1	Henry Knox . . . . .	Sept. 12, 1789	14a		John Bell. . . . .	April 6, 1841
2	"	" . . . . .	Mar. 4, 1793	19	19	John C. Spencer. . . . .	Oct. 12, 1841
2	2	Timothy Pickering . . . . .	Jan. 2, 1795	20	20	James M. Porter . . . . .	March 8, 1843
3	3	James McHenry. . . . .	Jan. 27, 1796	21	21	William Wilkins . . . . .	Feb. 15, 1844
3	"	" . . . . .	Mar. 4, 1797	15	22	William L. Marcy. . . . .	March 6, 1845
4	4	Samuel Dexter . . . . .	May 13, 1800	16	23	Geo. W. Crawford. . . . .	March 8, 1849
4	5	Roger Griswold . . . . .	Feb. 3, 1801	16a	24	Charles M. Conrad . . . . .	Aug. 15, 1850
5	6	Henry Dearborn. . . . .	Mar. 5, 1801	17	25	Jefferson Davis. . . . .	March 5, 1853
5	"	" . . . . .	Mar. 4, 1805	18	26	John B. Floyd. . . . .	March 6, 1857
6	7	William Eustis. . . . .	Mar. 7, 1809	18	27	Joseph Holt . . . . .	Jan. 18, 1861
6	8	John Armstrong. . . . .	Jan. 13, 1813	19	28	Simon Cameron. . . . .	March 5, 1861
7	"	" . . . . .	Mar. 4, 1813	19	29	Edwin M. Stanton. . . . .	Jan. 15, 1862
7	9	James Monroe. . . . .	Sept. 27, 1814	20	"	" . . . . .	March 4, 1865
8	10	Wm. H. Crawford. . . . .	Aug. 1, 1815	20a	"	" . . . . .	April 15, 1865
8	11	George Graham . . . . .	<i>ad interim</i>	20a		U.S. Grant, <i>ad inter.</i>	Aug. 12, 1867
9	12	John C. Calhoun. . . . .	Oct. 8, 1817	21		L. Thomas, " . . . . .	Feb. 21, 1868
9	"	" . . . . .	Mar. 5, 1821	21	30	John M. Schofield. . . . .	May 28, 1868
10	13	James Barbour. . . . .	Mar. 7, 1825	21	31	John A. Rawlins. . . . .	March 11, 1869
10	14	Peter B. Porter. . . . .	May 26, 1828	22	32	Wm. W. Belknap . . . . .	Oct. 25, 1869
11	15	John H. Eaton. . . . .	Mar. 9, 1829	22	"	" . . . . .	March 4, 1873
11	16	Lewis Cass. . . . .	Aug. 1, 1831	22	33	Alphonso Taft . . . . .	March 8, 1876
12	"	" . . . . .	Mar. 4, 1833	23	34	James D. Cameron. . . . .	May 22, 1876
13	17	Joel R. Poinsett. . . . .	Mar. 7, 1837	23	35	Geo. W. McCrary. . . . .	March 12, 1877
14	18	John Bell. . . . .	March 5, 1841	23	36	Alex. Ramsey. . . . .	Dec 10, 1879

## SECRETARIES OF THE NAVY.

3	1	Benjamin Stoddert. . . . .	May 21, 1798	14a		George E. Badger. . . . .	April 6, 1841
4	"	" . . . . .	Mar. 4, 1801	14	14	Abel P. Upshur . . . . .	Sept. 13, 1841
4	2	Robert Smith . . . . .	July 15, 1801	15	15	David Henshaw . . . . .	July 24, 1843
5	3	J. Crowninshield. . . . .	Mar. 3, 1805	16	16	Thomas W. Gilmer . . . . .	Feb. 15, 1844
6	4	Paul Hamilton. . . . .	Mar. 7, 1809	17	17	John Y. Mason . . . . .	March 14, 1844
6	5	William Jones . . . . .	Jan. 12, 1813	15	18	George Bancroft. . . . .	March 10, 1845
7	"	" . . . . .	March 4, 1813	16	19	John Y. Mason. . . . .	Sept. 9, 1846
7	6	B.W. Crowninshield . . . . .	Dec. 19, 1814	16	20	William B. Preston . . . . .	March 8, 1849
8	"	" . . . . .	March 4, 1817	16a	21	William A. Graham . . . . .	July 22, 1850
8	7	Smith Thompson. . . . .	Nov. 9, 1818	17	22	John P. Kennedy . . . . .	July 22, 1852
9	"	" . . . . .	Mar. 5, 1821	17	23	James C. Dobbin. . . . .	March 7, 1853
9	8	Samuel L. Southard . . . . .	Sept. 16, 1823	18	24	Isaac Toucey . . . . .	March 6, 1857
10	"	" . . . . .	March 4, 1825	19	25	Gideon Welles . . . . .	March 5, 1861
11	9	John Branch. . . . .	March 9, 1829	20	"	" . . . . .	March 4, 1865
11	10	Levi Woodbury . . . . .	May 23, 1831	20a	"	" . . . . .	April 15, 1865
12	"	" . . . . .	March 4, 1833	21	26	Adolph E. Borie. . . . .	March 5, 1869
12	11	Mahlon Dickerson. . . . .	June 30, 1834	22	27	Geo. M. Robeson. . . . .	June 25, 1869
13	"	" . . . . .	March 4, 1837	22	"	" . . . . .	March 4, 1873
13	12	James K. Paulding. . . . .	June 25, 1838	23	28	Rich. W. Thompson . . . . .	March 12, 1877
14	13	George E. Badger. . . . .	March 5, 1841	23	28	Nathan Gott, Jr. . . . .	Jan. 6, 1881

## SECRETARIES OF THE INTERIOR.

Term.	No.	NAME.	APPOINTED.	Term.	No.	NAME.	APPOINTED.
16	1	Thomas Ewing.....	Mar. 8, 1849		7	James Harlan.....	May 15, 1865
16a	2	Alex. H. H. Stuart..	Sept. 12, 1850		8	O. H. Browning...	July 27, 1866
17	3	Robert McClelland.	Mar. 7, 1853	21	9	Jacob D. Cox.....	March 5, 1869
18	4	Jacob Thompson...	Mar. 6, 1857		10	Columbus Delano.	Nov. 1, 1870
19	5	Caleb B. Smith.....	Mar. 5, 1861	22		" "	March 4, 1873
	6	John P. Usher.....	Jan. 8, 1863		11	Zachariah Chandler	Oct. 19, 1875
20		" " .....	Mar. 4, 1865	23	12	Carl Schurz.....	March 12, 1877
20a		" " .....	April 15, 1865				

## POSTMASTERS-GENERAL.

1	1	Samuel Osgood.....	Sept. 26, 1789	14a		Francis Granger...	April 6, 1841
	2	Timothy Pickering.	Aug. 12, 1791		11	Chas. A. Wickliffe.	Sept. 13, 1841
2		" " .....	March 4, 1793	15	12	Cave Johnson.....	Mar. 6, 1845
	3	Joseph Habersham.	Feb. 25, 1795	16	13	Jacob Collamer....	Mar. 8, 1849
3		" " .....	March 4, 1797	16a	14	Nathan K. Hall. . .	July 23, 1850
4		" " .....	March 4, 1801		15	Sam'l D. Hubbard.	Aug. 31, 1852
	4	Gideon Granger....	Nov. 28, 1801	17	16	James Campbell..	Mar. 5, 1853
5		" " .....	March 4, 1805	18	17	Aaron V. Brown..	Mar. 6, 1857
6		" " .....	March 4, 1809		18	Joseph Hoit.....	Mar. 14, 1859
7	5	Return J. Meigs, Jr.	March 17, 1814		19	Horatio King.....	Feb. 12, 1861
8		" " .....	March 4, 1817	19	20	Montgomery Blair.	Mar. 5, 1861
9		" " .....	March 5, 1821		21	William Dennison.	Sept. 24, 1864
	6	John McLean.....	June 26, 1823	20		" " .....	Mar. 4, 1865
10		" " .....	March 4, 1825	20a		" " .....	April 15, 1865
11	7	William T. Barry...	March 9, 1829		22	Alex. W. Randall	July 25, 1866
12		" " .....	March 4, 1833	21	23	John A. J. Creswell	Mar. 5, 1869
	8	Amos Kendall.....	May 1, 1835	22		" " .....	Mar. 4, 1873
13		" " .....	March 4, 1837		24	Marshall Jewell...	Ang. 24, 1874
	9	John M. Niles.....	May 25, 1840		25	James N. Tyner...	July 12, 1876
14	10	Francis Granger....	March 6, 1841	23	26	David McK. Key..	Mar. 12, 1877
					27	Horace Maynard...	June 2, 1880

## ATTORNEYS-GENERAL.

1	1	Edmund Randolph.	Sept. 26, 1789	14a		John J. Crittenden	April 6, 1841
2		" " .....	March 4, 1793		18	Hugh S. Legare...	Sept. 13, 1841
	2	William Bradford..	Jan. 27, 1794		19	John Nelson.....	July 1, 1843
	3	Charles Lee.....	Dec. 10, 1795	15	20	John Y. Mason....	Mar. 6, 1845
3		" " .....	March 4, 1797		21	Nathan Clifford...	Oct. 17, 1846
	4	Theophilus Parsons	Feb. 20, 1801		22	Isaac Toucey.....	June 21, 1848
4		Levi Lincoln.....	March 5, 1801	16	23	Reverdy Johnson..	Mar. 8, 1849
5		Robert Smith.....	March 3, 1805	16a		John J. Crittenden	July 22, 1850
	7	John Breckinridge.	Aug. 7, 1805	17	24	Caleb Cushing....	Mar. 7, 1853
	8	Cæsar A. Rodney..	Jan. 28, 1807	18	25	Jeremiah S. Black.	Mar. 6, 1857
6		" " .....	March 4, 1809		26	Edwin M. Stanton.	Dec. 20, 1860
	9	William Pinkney...	Dec. 11, 1811	19	27	Edward Bates.....	Mar. 5, 1861
7		" " .....	March 4, 1813			T. J. Coffey, <i>ad int.</i>	June 22, 1863
	10	Richard Rush.....	Feb. 10, 1814		28	James Speed.....	Dec. 2, 1864
8		" " .....	March 4, 1817	20		" " .....	Mar. 4, 1865
	11	William Wirt.....	Nov. 23, 1817	20a		" " .....	April 15, 1865
9		" " .....	March 5, 1821		29	Henry Stanbery...	July 23, 1866
		" " .....	March 4, 1825		30	William M. Evarts.	July 15, 1868
10	12	John M. Berrien....	March 9, 1829	21	31	E. Rockwood Hoar	Mar. 5, 1869
	13	Roger B. Taney....	July 20, 1831		32	Amos T. Akerman.	June 23, 1870
12		" " .....	March 4, 1833		33	George H. Williams	Dec. 14, 1871
	14	Benjamin F. Butler.	Nov. 15, 1833	22		" " .....	Mar. 4, 1873
13		" " .....	March 4, 1837		34	Edwards Pierrepont	April 26, 1875
	15	Felix Grundy.....	July 5, 1838		35	Alphonso Taft...	May 22, 1876
	16	Henry D. Gilpin....	Jan. 11, 1840	23	36	Charles Devens....	Mar. 12, 1877
14	17	John J. Crittenden.	March 5, 1841				



SUPREME COURT OF THE UNITED STATES.

CHIEF JUSTICES.	ASSOCIATE JUSTICES.	STATE WHENCE APPOINTED.	TERM OF SERVICE.	YEARS OF SERVICE.	BORN.	DIED.
1 John Jay†.....	* .....	* New York..	1789-1795	6	1745	1829
	1 John Rutledge†.....	S. Carolina.	1789-1791	2	1739	1800
	2 William Cushing... ..	Mass.....	1789-1810	21	1733	1810
	3 James Wilson .....	Penn.....	1789-1798	9	1742	1798
	4 John Blair†.....	Virginia... ..	1789-1796	7	1732	1800
	5 Rob't H. Harrison† ..	Maryland ..	1789-1790	1	1745	1790
	6 James Iredell .....	5 N. Carolina.	1790-1799	9	1751	1799
	7 Thomas Johnson†..	1 Maryland ..	1791-1793	2	1732	1819
2 John Rutledge†.....	8 William Patterson..	7 New Jersey.	1793-1806	13	1745	1806
	9 Samuel Chase .....	S. Carolina.	1795-1795	....	1739	1800
3 Oliver Ellsworth†..	10 Bushr'd Washington	4 Maryland ..	1796-1811	15	1741	1811
	11 Alfred Moore†.....	Connecticut	1796-1801	5	1745	1807
4 John Marshall.....	12 William Johnson ..	3 Virginia... ..	1798-1829	31	1762	1829
	13 Brockh't Livingston	6 N. Carolina.	1799-1804	5	1755	1810
	14 Thomas Todd .....	Virginia... ..	1801-1835	34	1755	1835
	15 Joseph Story .....	11 S. Carolina.	1804-1834	30	1771	1834
	16 Gabriel Duval† .....	8 New York..	1806-1823	17	1757	1823
	17 Smith Thompson... ..	§ Kentucky ..	1807-1826	19	1765	1826
	18 Robert Trimble... ..	2 Mass.....	1811-1845	34	1779	1845
	19 John McLean.....	9 Maryland ..	1811-1836	25	1752	1844
	20 Henry Baldwin... ..	13 New York..	1823-1845	22	1767	1845
	21 James M. Wayne§..	14 Kentucky..	1826-1828	2	1777	1828
	5 Roger B. Taney... ..	22 Philip P. Barbour... ..	18 Ohio.....	1829-1861	32	1785
23 John Catron... ..		10 Penn.....	1830-1846	16	1779	1846
24 John McKinley ... ..		12 Georgia ..	1835-1867	32	1790	1867
25 Peter V. Daniel ... ..		11 Maryland... ..	1836-1864	28	1777	1864
26 Samuel Nelson†... ..		16 Virginia ..	1836-1841	5	1783	1841
27 Levi Woodbury... ..		§ Tennessee.	1837-1865	28	1778	1865
28 Robert C. Grier†... ..		§ Alabama... ..	1837-1852	15	1780	1852
29 Benj. R. Curtist... ..		22 Virginia... ..	1841-1860	19	1785	1860
30 John A. Campbell†..		17 New York..	1845-1872	27	1792	1873
31 Nathan Clifford... ..		15 New Hamp.	1845-1851	6	1789	1851
32 Noah H. Swayne... ..		20 Penn.....	1846-1869	23	1794	1870
33 Samuel F. Miller... ..		27 Mass... ..	1851-1857	6	1809	1874
34 David Davis†... ..		24 Alabama... ..	1853-1861	8	1811	.....
35 Stephen J. Field... ..		29 Maine.....	1858- ..	....	1803	.....
6 Salmon P. Chase... ..	36 William Strong†... ..	19 Ohio .....	1861- .....	....	1805	.....
	37 Joseph P. Bradley... ..	25 Iowa.....	1862- .....	....	1816	.....
	38 Ward Hunt... ..	30 Illinois... ..	1862-1877	15	1815	.....
	39 John M. Harlan... ..	§ California ..	1866- .....	....	1816	.....
7 Morrison R. Waite... ..	40 William B. Woods... ..	Ohio.....	1864-1873	9	1808	1873
	41 ... ..	28 Penn.....	1870-1880	10	1808	.....
	42 ... ..	§ New Jersey	1870- .....	....	1813	.....
43 ... ..	26 New York..	1872- .....	....	1811	.....	
44 ... ..	Ohio.....	1874- .....	....	1816	.....	
45 ... ..	34 Kentucky..	1877- .....	....	1833	.....	
46 ... ..	36 Georgia .....	1880- .....	....	1826	.....	

\* The figures before the names of the Associate Justices indicate the order of their appointment. The numbers following refer to the same numbers in the first column, and show the vacancy filled by each appointment.

† Resigned.

‡ Presided one term of the court ; appointment not confirmed by the Senate.

§ The Supreme Court, at its first session in 1790, consisted of a Chief Justice and five Associates. The number of Associate Justices was increased to six in 1807 by the appointment of Thomas Todd ; increased to eight in 1837 by the appointments of John Catron and John McKinley ; increased to nine in 1863 by the appointment of Stephen J. Field ; decreased to eight on the death of John Catron in 1865 ; decreased to seven on the death of James M. Wayne in 1867 ; and again increased to eight in 1870.

## SPEAKERS OF THE HOUSE OF REPRESENTATIVES.

	NAME.	State.	Congress.	Term of Service.	Born	Died
1	F. A. Muhlenberg..	Pa....	1st Cong.	April 1, 1789, to Mar. 4, 1791.	1750	1801
2	Jonathan Trumbull	Conn.	2d Cong.	Oct. 24, 1791, to Mar. 4, 1793.	1740	1809
	F. A. Muhlenberg..	Pa....	3d Cong.	Dec. 2, 1793, to Mar. 4, 1795.	....	....
3	Jonathan Dayton..	N. J..	4th Cong.	Dec. 7, 1795, to Mar. 4, 1797.	1760	1824
	" " " " " "	" " " " " "	5th Cong.	May 15, 1797, to Mar. 3, 1799.	....	....
4	Theodore Sedgwick	Mass.	6th Cong.	Dec. 2, 1799, to Mar. 4, 1801.	1746	1813
5	Nathaniel Macon..	N. C..	7th Cong.	Dec. 7, 1801, to Mar. 4, 1803.	1757	1837
	" " " " " "	" " " " " "	8th Cong.	Oct. 17, 1803, to Mar. 4, 1805.	....	....
	" " " " " "	" " " " " "	9th Cong.	Dec. 2, 1805, to Mar. 4, 1807.	....	....
6	Joseph B. Varnum.	Mass.	10th Cong.	Oct. 26, 1807, to Mar. 4, 1809.	1750	1821
	" " " " " "	" " " " " "	11th Cong.	May 22, 1809, to Mar. 4, 1811.	....	....
7	Henry Clay.....	Ky. ...	12th Cong.	Nov. 4, 1811, to Mar. 4, 1813.	1777	1852
	" " " " " "	" " " " " "	13th Cong.	May 24, 1813, to Jan. 19, 1814.	....	....
8	Langdon Cheves. }	S. C }	13th Cong.	Jan. 19, 1814, to Mar. 4, 1815.	1776	1857
	Henry Clay.....	Ky. ...	14th Cong.	Dec. 4, 1815, to Mar. 4, 1817.	....	....
	" " " " " "	" " " " " "	15th Cong.	Dec. 1, 1817, to Mar. 4, 1819.	....	....
	" " " " " "	" " " " " "	16th Cong.	Dec. 6, 1819, to May 15, 1820.	....	....
9	John W. Taylor . }	N. Y }	16th Cong.	Nov. 15, 1820, to Mar. 4, 1821.	1784	1854
	" " " " " "	Ses. }				
10	Philip P. Barbour..	Va. ...	17th Cong.	Dec. 4, 1821, to Mar. 4, 1823.	1783	1841
	Henry Clay.....	Ky. ...	18th Cong.	Dec. 1, 1823, to Mar. 4, 1825.	....	....
	John W. Taylor ...	N. Y.	19th Cong.	Dec. 5, 1825, to Mar. 4, 1827.	....	....
11	Andrew Stevenson.	Va. ...	20th Cong.	Dec. 3, 1827, to Mar. 4, 1829.	1784	1857
	" " " " " "	" " " " " "	21st Cong.	Dec. 7, 1829, to Mar. 4, 1831.	....	....
	" " " " " "	" " " " " "	22d Cong.	Dec. 5, 1831, to Mar. 4, 1833.	....	....
	" " " " " "	" " " " " "	23d Cong.	Dec. 2, 1833, to June 2, 1834.	....	....
12	John Bell.....	Ten }	23d Cong.	June 2, 1834, to Mar. 4, 1835.	1797	1869
	" " " " " "	2d }				
	" " " " " "	Ses. }				
13	James K. Polk.....	" " " " " "	24th Cong.	Dec. 7, 1835, to Mar. 4, 1837.	1795	1849
	" " " " " "	" " " " " "	25th Cong.	Sept. 5, 1837, to Mar. 4, 1839.	....	....
14	Rob't M. T. Hunter.	Va. ...	26th Cong.	Dec. 16, 1839, to Mar. 4, 1841.	1809	....
15	John White.....	Ky. ...	27th Cong.	May 31, 1841, to Mar. 4, 1843.	1805	1845
16	John W. Jones....	Va. ...	28th Cong.	Dec. 4, 1843, to Mar. 4, 1845.	1805	1848
17	John W. Davis.....	Ind. ...	29th Cong.	Dec. 1, 1845, to Mar. 4, 1847.	1799	1850
18	Robert C. Winthrop	Mass.	30th Cong.	Dec. 6, 1847, to Mar. 4, 1849.	1809	....
19	Howell Cobb.....	Ga. ...	31st Cong.	Dec. 22, 1849, to Mar. 4, 1851.	1815	1868
20	Linn Boyd.....	Ky. ...	32d Cong.	Dec. 1, 1851, to Mar. 4, 1853.	1800	1859
	" " " " " "	" " " " " "	33d Cong.	Dec. 5, 1853, to Mar. 4, 1855.	....	....
21	Nathaniel P. Banks	Mass.	34th Cong.	Feb. 2, 1856, to Mar. 4, 1857.	1816	....
22	James L. Orr.....	S. C.	35th Cong.	Dec. 7, 1857, to Mar. 4, 1859.	1822	1873
23	Wm. Pennington..	N. J..	36th Cong.	Feb. 1, 1860, to Mar. 4, 1861.	1796	1863
24	Galusha A. Grow..	Pa....	37th Cong.	July 4, 1861, to Mar. 4, 1863.	1823	....
25	Schuyler Colfax....	Ind. ...	38th Cong.	Dec. 7, 1863, to Mar. 4, 1865.	1823	....
	" " " " " "	" " " " " "	39th Cong.	Dec. 4, 1865, to Mar. 4, 1867.	....	....
	" " " " " "	" " " " " "	40th Cong.	Mar. 4, 1867, to Mar. 4, 1869.	....	....
26	James G. Blaine...	Me. ...	41st Cong.	Mar. 4, 1869, to Mar. 4, 1871.	1830	....
	" " " " " "	" " " " " "	42d Cong.	Mar. 4, 1871, to Mar. 4, 1873.	....	....
	" " " " " "	" " " " " "	43d Cong.	Dec. 1, 1873, to Mar. 4, 1875.	....	....
27	Michael C. Kerr....	Ind. ...	44th Cong.	Dec. 6, 1875, to Aug. 20, 1876.	1827	1876
28	Samuel J. Randall }	Pa. }	44th Cong.	Dec. 4, 1876, to Mar. 4, 1877.	1828	....
	" " " " " "	2d }				
	" " " " " "	Ses. }	45th Cong.	Oct. 15, 1877, to Mar. 4, 1879.	....	....
	" " " " " "	" " " " " "	46th Cong.	Mar. 18, 1879, to ————	....	....

NOTE.—Speakers elected *pro tempore* are not included in the above table. The figures prefixed indicate the number of Speakers, not the sequence of their official terms.



No. of Congress.	No. of Session.	Time of Session.	No. of Congress.	No. of Session.	Time of Session.
1st	1st.. March	4, 1789--Sept. 29, 1789	25th	1st.. Sept.	4, 1837--Oct. 16, 1837
	2d .. Jan.	4, 1790--Aug. 12, 1790		2d .. Dec.	4, 1837--July 9, 1838
	3d .. Dec.	6, 1790--Mar. 3, 1791		3d .. Dec.	3, 1838--March 3, 1839
2d	1st.. Oct.	24, 1791--May 8, 1792	26th	1st.. Dec.	2, 1839--July 21, 1840
	2d .. Nov.	5, 1792--Mar. 2, 1793		2d .. Dec.	7, 1840--March 3, 1841
3d	1st.. Dec.	2, 1793--June 9, 1794	27th	1st.. May	31, 1841--Sept. 13, 1841
	2d .. Nov.	3, 1794--March 3, 1795		2d .. Dec.	6, 1841--Aug. 31, 1842
4th	1st.. Dec.	7, 1795--June 1, 1796		3d .. Dec.	5, 1842--March 3, 1843
	2d .. Dec.	5, 1796--March 3, 1797	28th	1st.. Dec.	4, 1843--June 17, 1844
5th	1st.. May	15, 1797--July 10, 1797		2d .. Dec.	2, 1844--March 3, 1845
	2d .. Nov.	13, 1797--July 16, 1798	29th	1st.. Dec.	1, 1845--Aug. 10, 1846
	3d .. Dec.	3, 1798--March 3, 1799		2d .. Dec.	7, 1846--March 3, 1847
6th	1st.. Dec.	2, 1799--May 14, 1800	30th	1st.. Dec.	6, 1847--Aug. 14, 1848
	2d .. Nov.	17, 1800--March 3, 1801		2d .. Dec.	4, 1848--March 3, 1849
7th	1st.. Dec.	7, 1801--May 3, 1802	31st	1st.. Dec.	3, 1849--Sept. 30, 1850
	2d .. Dec.	6, 1802--March 3, 1803		2d .. Dec.	2, 1850--March 3, 1851
8th	1st Oct.	17, 1803--Mar. 27, 1804	32d	1st.. Dec.	1, 1851--Aug. 31, 1852
	2d Nov.	5, 1804--March 3, 1805		2d .. Dec.	6, 1852--March 3, 1853
9th	1st.. Dec.	2, 1805--April 21, 1806	33d	1st.. Dec.	5, 1853--Aug. 7, 1854
	2d .. Dec.	1, 1806--March 3, 1807		2d .. Dec.	4, 1854--March 3, 1855
10th	1st.. Oct.	26, 1807--April 25, 1808	34th	1st.. Dec.	3, 1855--Aug. 18, 1856
	2d .. Nov.	7, 1808--March 3, 1809		2d .. Aug.	21, 1856--Aug. 30, 1856
11th	1st.. May	22, 1809--June 28, 1809		3d .. Dec.	1, 1856--March 3, 1857
	2d .. Nov.	27, 1809--May 1, 1810	35th	1st.. Dec.	7, 1857--June 14, 1858
	3d .. Dec.	3, 1810--March 3, 1811		2d .. Dec.	6, 1858--March 3, 1859
12th	1st.. Nov.	4, 1811--July 6, 1812	36th	1st.. Dec.	5, 1859--June 25, 1860
	2d .. Nov.	2, 1812--March 3, 1813		2d .. Dec.	3, 1860--March 4, 1861
13th	1st.. May	24, 1813--Aug. 2, 1813	37th	1st.. July	4, 1861--Aug. 6, 1861
	2d .. Dec.	6, 1813--April 18, 1814		2d .. Dec.	2, 1861--July 17, 1862
	3d .. Sept.	19, 1814--March 3, 1815		3d .. Dec.	1, 1862--March 4, 1863
14th	1st.. Dec.	4, 1815--April 30, 1816	38th	1st.. Dec.	7, 1863--July 4, 1864
	2d .. Dec.	2, 1816--March 3, 1817		2d .. Dec.	5, 1864--March 4, 1865
15th	1st.. Dec.	1, 1817--April 20, 1818	39th	1st.. Dec.	4, 1865--July 28, 1866
	2d .. Nov.	16, 1818--March 3, 1819		2d .. Dec.	3, 1866--March 4, 1867
16th	1st.. Dec.	6, 1819--May 15, 1820	40th	1st.. March	4, 1867--Mar. 30, 1867
	2d .. Nov.	13, 1820--March 3, 1821		" .. July	3, 1867--July 20, 1867
17th	1st.. Dec.	3, 1821--May 8, 1822		" .. Nov.	21, 1867--Dec. 2, 1867
	2d .. Dec.	2, 1822--March 3, 1823		2d .. Dec.	2, 1867--July 27, 1868
18th	1st.. Dec.	1, 1823--May 27, 1824	3d .. Dec.	7, 1868--March 4, 1869	
	2d .. Dec.	6, 1824--March 3, 1825	41st	1st.. March	4, 1869--April 23, 1869
19th	1st.. Dec.	5, 1825--May 22, 1826		2d .. Dec.	6, 1869--July 15, 1870
	2d .. Dec.	4, 1826--March 3, 1827		3d .. Dec.	5, 1870--March 4, 1871
20th	1st.. Dec.	3, 1827--May 26, 1828	42d	1st.. March	4, 1871--April 20, 1871
	2d .. Dec.	1, 1828--March 3, 1829		2d .. Dec.	4, 1871--June 10, 1872
21st	1st.. Dec.	7, 1829--May 31, 1830		3d .. Dec.	2, 1872--March 4, 1873
	2d .. Dec.	6, 1830--March 3, 1831	43d	1st.. Dec.	1, 1873--June 23, 1874
22d	1st.. Dec.	5, 1831--July 16, 1832		2d .. Dec.	7, 1874--March 4, 1875
	2d .. Dec.	3, 1832--March 3, 1833	44th	1st.. Dec.	6, 1875--Aug. 15, 1876
23d	1st.. Dec.	2, 1833--June 30, 1834		2d .. Dec.	4, 1876--March 4, 1877
	2d .. Dec.	1, 1834--March 3, 1835	45th	1st.. Oct.	15, 1877--Dec. 3, 1877
24th	1st.. Dec.	7, 1835--July 4, 1836		2d .. Dec.	3, 1877--June 20, 1878
	2d .. Dec.	5, 1836--March 3, 1837		3d .. Dec.	2, 1878--March 4, 1879
46th	1st.. March	18, 1879--July 1, 1879	46th	1st.. Dec.	1, 1879--June 16, 1880
	2d .. Dec.	1, 1879--June 16, 1880		2d .. Dec.	6, 1880--March 4, 1881
	3d .. Dec.	6, 1880--March 4, 1881		3d .. Dec.	

NOTE.—To determine the years covered by a given Congress, double the number of the Congress, and add the product to 1789; the result will be the year in which the Congress closed. Thus, the 35th Congress = 70 + 1789 = 1859, that being the year which terminated the 35th Congress, on the 4th of March. To find the number of a Congress sitting in any given year, subtract 1789 from the year; if the result is an even number, half that number will give the Congress, of which the year in question will be the closing year. If the result is an odd number, add one to it, and half the result will give the Congress, of which the year in question will be the first year.

APPORTIONMENT OF REPRESENTATIVES IN CONGRESS, AND RATIO OF REPRESENTATION BY THE CONSTITUTION AND AT EACH CENSUS.

STATES.	Admitted to the Uni'n	REPRESENTATIVES TO WHICH EACH STATE WAS ENTITLED BY									
		Constitution. 1789.	1st census from Mar. 4, 1793.	2d census from Mar. 4, 1803.	3d census from Mar. 4, 1813.	4th census from Mar. 4, 1823.	5th census from Mar. 4, 1833.	6th census from Mar. 4, 1843.	7th census from Mar. 4, 1853.	8th census from Mar. 4, 1863.	9th census from Mar. 4, 1873.
Ratio of Represent'n		30,000	33,000	33,000	35,000	40,000	47,700	70,680	93,423	127,381	131,425
Alabama.....	1819					3	5	7	7	6	8
Arkansas.....	1836							1	2	3	4
California.....	1850								2	3	4
Colorado.....	1876										*1
Connecticut.....		5	7	7	7	6	6	4	4	4	4
Delaware.....		1	1	1	2	1	1	1	1	1	1
Florida.....	1845								1	1	2
Georgia.....		3	2	4	6	7	9	8	8	7	9
Illinois.....	1818					1	3	7	9	14	19
Indiana.....	1816					3	7	10	11	11	13
Iowa.....	1846								2	6	9
Kansas.....	1861									1	3
Kentucky.....	1792		2	6	10	12	13	10	10	9	10
Louisiana.....	1812					3	3	4	4	5	6
Maine.....	1820					7	8	7	6	5	5
Maryland.....		6	8	9	9	9	8	6	6	5	6
Massachusetts.....		8	14	17	20	13	12	10	11	10	11
Michigan.....	1837							3	4	6	9
Minnesota.....	1858								*2	2	3
Mississippi.....	1817					1	2	4	5	5	6
Missouri.....	1821					1	2	5	7	9	13
Nebraska.....	1867									*1	1
Nevada.....	1864									*1	1
New Hampshire.....		3	4	5	6	6	5	4	3	3	3
New Jersey.....		4	5	6	6	6	6	5	5	5	7
New York.....		6	10	17	27	34	40	34	33	31	33
North Carolina.....		5	10	12	13	13	13	9	8	7	8
Ohio.....	1802				6	14	19	21	21	19	20
Oregon.....	1859								*1	1	1
Pennsylvania.....		8	13	18	23	26	28	24	25	24	27
Rhode Island.....		1	2	2	2	2	2	2	2	2	2
South Carolina.....		5	6	8	9	9	9	7	6	4	5
Tennessee.....	1796			3	6	9	13	11	10	8	10
Texas.....	1845								2	4	6
Vermont.....	1791		2	4	6	5	5	4	3	3	3
Virginia.....		10	19	22	23	22	21	15	13	11	9
West Virginia.....	1863										3
Wisconsin.....	1843								3	6	8
Whole number....		65	105	141	181	213	240	223	237	243	293

\* These States admitted subsequently to the apportionment.]

CIVIL OFFICERS OF THE UNITED STATES.

THE following table is made up from the official statements of the heads of the various Departments of the Government, sent to Congress in August, 1876, in response to a Senate resolution, showing the number of civil officers employed by each Department from 1859 to 1875.

	1859.	1875.
1 Department of State.....	367	430
2 Treasury Department.....	3,778	12,482
3 War Department.....	339	1,489
4 Navy Department.....	90	131
5 Post-Office Department.....	30,817	44,897
6 Interior Department.....	1,081	2,475
7 Department of Justice.....	5	523
	36,397	62,427

NOTE.—It is to be understood that the above includes all officers and employees of the government at Washington and throughout the country, except those in the military and naval service.



46th CONGRESS.—March 4, 1879, to March 4, 1881.

SENATE.—List of Members by States, with their Terms of Office.

Senators are elected for six years, one third of the Senate retiring on the 4th of March each alternate year.

Salary of Senators, \$5,000 *per annum*.

Mileage, 20 cents per mile of travel each way, at each annual session.

Allowance for stationery and newspapers, \$125 *per annum*.

<i>Alabama.</i>		<i>Mississippi.</i>	
John T. Morgan, D.....	Selma. 1883	Blanche K. Bruce, R.....	Floreyville. 1881
James L. Pugh, D.....	Eufala. 1885	Lucius Q. C. Lamar, D.....	Oxford. 1883
<i>Arkansas.</i>		<i>Missouri.</i>	
Aug. H. Garland, D.....	Little Rock. 1883	Francis M. Cockrell, D....	Warrensburg. 1881
James D. Walker, D.....	Fayetteville. 1885	George G. Vest, D.....	Sedalia. 1885
<i>California.</i>		<i>Nebraska.</i>	
Newton Booth, R.....	Sacramento. 1881	Algernon S. Paddock, R.....	Beatrice. 1881
James T. Farley, D.....	Jackson. 1885	Alvin Saunders, R.....	Omaha. 1883
<i>Colorado.</i>		<i>Nevada.</i>	
Henry M. Teller, R.....	Central City. 1883	William Sharon, R.....	Virginia City. 1881
Nathanicl P. Hill, R.....	Denver. 1885	John P. Jones, R.....	Gold Hill. 1885
<i>Connecticut.</i>		<i>New Hampshire.</i>	
William W. Eaton, D.....	Hartford. 1881	Edward H. Rollins, R.....	Concord. 1883
Orville H. Platt, R....	Meriden. 1885	Henry W. Blair, R.....	Plymouth. 1885
<i>Delaware.</i>		<i>New Jersey.</i>	
Thos. F. Bayard, D.....	Wilmington. 1881	Theo. F. Randolph, D.....	Morristown. 1881
Eli Saulsbury, D.....	Kenton. 1883	John R. McPherson, D.....	Jersey City. 1883
<i>Florida.</i>		<i>New York.</i>	
Charles W. Jones, D.....	Pensacola. 1881	Francis Kernan, D.....	Utica. 1881
Wilkinson Call, D.....	Jacksonville. 1885	Roscoe Conkling, R.....	Utica. 1885
<i>Georgia.</i>		<i>North Carolina.</i>	
Benj. H. Hill, D.....	Atlanta. 1883	Matt. W. Ransom, D....	Weldon. 1883
Joseph E. Brown, D.....	Atlanta. 1885	Zebulon B. Vance, D.....	Charlotte. 1885
<i>Illinois.</i>		<i>Ohio.</i>	
David Davis, D.....	Bloomington. 1883	Allen G. Thurman, D.....	Columbus. 1881
John A. Logan, R.....	Chicago. 1885	George H. Pendleton, D.....	Cincinnati. 1885
<i>Indiana.</i>		<i>Oregon.</i>	
Jos. E. McDonald, D.....	Indianapolis. 1881	Lafayette Grover, D.....	Salem. 1883
Dan. W. Voorhees, D.....	Terre Haute. 1885	John H. Slater, D.....	La Grande. 1885
<i>Iowa.</i>		<i>Pennsylvania.</i>	
Samuel J. Kirkwood, R.....	Iowa City. 1883	William A. Wallace, D.....	Clearfield. 1881
William B. Allison, R.....	Dubuque. 1885	Jas. Donald Cameron, R....	Harrisburg. 1885
<i>Kansas.</i>		<i>Rhode Island.</i>	
Preston B. Plumb, R.....	Emporia. 1883	Ambrose E. Burnside, R....	Providence. 1881
John J. Ingalls, R.....	Atchison. 1885	Henry B. Anthony, R.....	Providence. 1883
<i>Kentucky.</i>		<i>South Carolina.</i>	
James B. Beck, D.....	Lexington. 1883	Manning C. Butler, D....	Edgefield C. H. 1883
John S. Williams, D.....	Mt. Sterling. 1885	Wade Hampton, D.....	Columbia. 1885
<i>Louisiana.</i>		<i>Tennessee.</i>	
Wm. P. Kellogg, R....	New Orleans. 1883	James E. Bailey, D.....	Clarksville. 1881
B. Frank Jonas, D.....	New Orleans. 1885	Isham G. Harris, D.....	Memphis. 1883
<i>Maine.</i>		<i>Texas.</i>	
Hannibal Hamlin, R.....	Bangor. 1881	Samuel B. Maxcy, D.....	Paris. 1881
James G. Blaine, R.....	Augusta. 1883	Richard Coke, D.....	Waco. 1883
<i>Maryland.</i>		<i>Vermont.</i>	
Wm. Pinkney Whyte, D.....	Baltimore. 1881	George F. Edmunds, R.....	Burlington. 1881
James B. Groome, D.....	Elkton. 1885	Justin S. Morrill, R.....	Strafford. 1885
<i>Massachusetts.</i>		<i>Virginia.</i>	
Henry L. Dawes, R.....	Pittsfield. 1881	Robert E. Withers, D.....	Wytheville. 1881
George F. Hoar, R.....	Worcester. 1883	John W. Johnston, D.....	Abingdon. 1883
<i>Michigan.</i>		<i>West Virginia.</i>	
Henry P. Baldwin, R....	Detroit. 1881	Frank Hereford, D.....	Union. 1881
Thos. W. Ferry, R.....	Grand Haven. 1883	Henry G. Davis, D.....	Piedmont. 1883
<i>Minnesota.</i>		<i>Wisconsin.</i>	
Sam. J. R. McMillan, R.....	St. Paul. 1881	Angus Cameron, R.....	La Crosse. 1881
William Windom, R.....	Winona. 1883	Matt. H. Carpenter, R.....	Milwaukee. 1885

Democrats, 45; Republicans, 32; Ind. Democrat, 1. Total, 76.  
The years affixed indicate the expiration of the Senatorial terms.

## THE CONGRESS OF THE UNITED STATES.

## ALPHABETICAL LIST OF SENATORS.

Vice-President (*President of the Senate*), WILLIAM A. WHEELER, Malono, N. Y., \$8,000.

Allison, William B.....	Dubuque, Ia.	Johnston, John W.....	Abingdon, Va.
Anthony, Henry B.....	Providence, R. I.	Jonas, Benj. Franklin.	New Orleans, La.
Bailey, James E.....	Clarksville, Tenn.	Jones, Charles W.....	Pensacola, Fla.
Baldwin, Henry P.....	Detroit, Mich.	Jones, John P.....	Gold Hill, Nevada.
Bayard, Thomas F.....	Wilmington, Del.	Kellogg, Wm. Pitt.....	New Orleans, La.
Beck, James B.....	Lexington, Ky.	Kernan, Francis.....	Utica, N. Y.
Blaine, James G.....	Augusta, Me.	Kirkwood, S. J.....	Iowa City, Iowa.
Blair, Henry W.....	Plymouth, N. H.	Lamar, L. Q. C.....	Oxford, Miss.
Booth, Newton.....	Sacramento, Cal.	Logan, John A.....	Chicago, Ill.
Brown, Joseph E.....	Atlanta, Ga.	Maxoy, Samuel B.....	Paris, Texas.
Bruce, Blancho K.....	Rosedale, Miss.	McDonald, Joseph E...	Indianapolis, Ind.
Burnside, Ambrose E...	Providence, R. I.	McMillan, Sam'l J. R...	St. Paul, Minn.
Butler, M. C.....	Edgefield, S. C.	McPherson, J. R.....	Jersey City, N. J.
Call, Wilkinson.....	Jacksonville, Fla.	Morgan, John T.....	Selma, Ala.
Cameron, Angus.....	La Crosse, Wis.	Morrill, Justin S.....	Strafford, Vt.
Cameron, J. D.....	Harrisburg, Pa.	Paddock, Algernon S...	Beatrice, Neb.
Carpenter, Matt. H.....	Milwaukee, Wis.	Pendleton, Geo. H.....	Cincinnati, O.
Cockrell, Francis M.....	Warrensburg, Mo.	Platt, Orville H.....	Meriden, Conn.
Coke, Richard.....	Waco, Texas.	Plumb, Preston B.....	Emporia, Kansas.
Conkling, Roscoe.....	Utica, N. Y.	Pugh, James L.....	Eufala, Ala.
Davis, David.....	Bloomington, Ill.	Randolph, Theo. F.....	Morristown, N. J.
Davis, Henry G.....	Piedmont, W. Va.	Ransom, Matt. W.....	Weldon, N. C.
Dawes, Henry L.....	Pittsfield, Mass.	Rollins, Edward H.....	Concord, N. H.
Eaton, William W.....	Hartford, Conn.	Saulsbury, Eli.....	Dover, Del.
Edmunds, George F.....	Burlington, Vt.	Saunders, Alvin.....	Omaha, Neb.
Farley, James T.....	Jackson, Cal.	Sharon, William.....	Virginia City, Nev.
Ferry, Thomas W.....	Grand Haven, Mich	Slater, James H.....	La Grande, Oregon.
Garland, A. H.....	Little Rock, Ark.	Teller, Henry M.....	Central City, Col.
Groome, James B.....	Elkton, Md.	Thurman, Allen G.....	Columbus, O.
Grover, L. F.....	Salem, Oregon.	Vance, Zebulon B.....	Charlotte, N. C.
Hamlin, Hannibal.....	Bangor, Me.	Vest, George G.....	Kansas City, Mo.
Hampton, Wade.....	Columbia, S. C.	Voorhees, D. W.....	Terre Haute, Ind.
Harris, Isham G.....	Memphis, Tenn.	Walker, James D.....	Fayetteville, Ark.
Hereford, Frank.....	Union, W. Va.	Wallace, William A....	Clearfield, Pa.
Hill, Nathaniel P.....	Denver, Col.	Whyte, Wm. Pinkney.	Baltimore, Md.
Hill, Benjamin H.....	Atlanta, Ga.	Williams, John S.....	Mount Sterling, Ky.
Hoar, George F.....	Worcester, Mass.	Windom, William.....	Winona, Minn.
Ingalls, John J.....	Atchison, Kansas.	Withers, Robert E.....	Wytheville, Va.

## PRINCIPAL OFFICERS OF THE SENATE.

President of the Senate.—WILLIAM A. WHEELER, Vice-President of the U. S.

President *pro tempore*, Allen G. Thurman, Senator from Ohio.

Chaplain.—Rev. Joseph J. Bullock.

Secretary of the Senate.—John C. Burch.

Chief Clerk.—Francis E. Shober.

Principal Executive Clerk.—Henry E. Peyton.

Principal Legislative Clerk.—Henry H. Gilfry.

Sergeant-at-Arms.—Richard J. Bright.

Postmaster.—Wm. P. McMichael.

Superintendent of Folding-Room.—Lycurgus Dalton.

Superintendent of Document-Room.—Amzi Smith.

## Official Reporters of Debates.

D. F. Murphy.

Assistants.—Theo. F. Shuey. E. V. Murphy. Henry J. Gensler. R. S. Boswell.



**THE FORTY-SIXTH CONGRESS.—HOUSE OF REPRESENTATIVES.—March 4, 1879, to March 4, 1881.**

[Democrats marked D. ; Independent Democrats, I. D. ; Republicans, R. ; National or Greenback party, G. ; Members of Forty-fifth Congress, \*.]

The figures mark the number of the Congressional District represented by each member.

**ALABAMA.**

- 1 Thomas H. Herndon, D., Mobile.
- 2 Hilary A. Herbert, \* D., Montgomery
- 3 William J. Samford, D., Opelika.
- 4 Charles M. Shelley, \* D., Selma.
- 5 Thomas Williams, D., Wetumpka.
- 6 Newton M. Clements, D., Tuscaloosa.
- 7 William H. Forney, \* D., Jacksonville.
- 8 William M. Lowe, D. G., Huntsville.

**ARKANSAS.**

- 1 Poindexter Dunn, D., Forest City.
- 2 William F. Slemons, \* D., Monticello.
- 3 Jordan E. Cravens, \* D., Clarksville.
- 4 Thomas M. Gunter, \* D., Fayetteville.

**CALIFORNIA.**

- 1 Horace Davis, R., San Francisco.
- 2 Horace F. Page, R., Placerville.
- 3 Campbell P. Berry, D., Wheatland.
- 4 Romualdo Pacheco, R., San Luis Obispo.

**COLORADO.**

- James B. Belford, R., Central City.

**CONNECTICUT.**

- 1 Joseph R. Hawley, R., Hartford.
- 2 James Phelps, \* D., Essex.
- 3 John T. Wait, \* R., Norwich.
- 4 Frederick Miles, R., Chapinville.

**DELAWARE.**

- Edward L. Martin, D., Seaford.

**FLORIDA.**

- 1 Rob't H. M. Davidson, \* D., Quincy.
- 2 Noble A. Hull, D., Sanford.

**GEORGIA.**

- 1 John C. Nicholls, D., Blackshear.
- 2 William E. Smith, \* D., Albany.
- 3 Philip Cook, \* D., Americus.
- 4 Henry Persons, I. D., Geneva.
- 5 Neil J. Hammond, D., Atlanta.
- 6 James H. Blount, \* D., Macon.
- 7 William H. Felton, \* I. D., Cartersville.
- 8 Alexander H. Stephens, \* I. D., Crawfordville.
- 9 Emory Speer, I. D., Athens.

**ILLINOIS.**

- 1 William Aldrich, \* R., Chicago.
- 2 George R. Davis, R., Chicago.
- 3 Hiram Barber, Jr., R., Chicago.
- 4 John C. Sherwin, R., Aurora.
- 5 R. M. A. Hawk, R., Mt. Carroll.
- 6 Thos. J. Henderson, \* R., Princeton.
- 7 Philip C. Hayes, \* R., Morris.
- 8 Greenbury L. Fort, \* R., Lacon.

- 9 Thomas A. Boyd, \* R., Lewiston.
- 10 Benjamin F. Marsh, \* R., Warsaw.
- 11 James W. Singleton, D., Quincy.
- 12 Wm. M. Springer, \* D., Springfield.
- 13 A. E. Stevenson, D. G., Bloomington
- 14 Joseph G. Cannon, \* R., Danville.
- 15 Albert P. Forsythe, R. G., Isabel.
- 16 Wm. A. J. Sparks, \* D., Carlyle.
- 17 Wm. R. Morrison, \* D., Waterloo.
- 18 John R. Thomas, R., Metropolis.
- 19 R. W. Townshend, \* D., Shawneetown.

**INDIANA.**

- 1 William Heilman, R., Evansville.
- 2 Thomas R. Cobb, \* D., Vincennes.
- 3 Geo. A. Bicknell, \* D., New Albany.
- 4 Jephtha D. New, D., Vernon.
- 5 Thos. M. Browne, \* R., Winchester.
- 6 William R. Myers, D., Anderson.
- 7 Gilbert De LaMatyr, D. G., Indianapolis.
- 8 Abraham J. Hostetler, D., Bedford.
- 9 Godlove S. Orth, R., Lafayette.
- 10 Wm. H. Calkins, \* R., La Porte.
- 11 Calvin Cowgill, R., Wabash.
- 12 Walpole G. Colerick, D., Ft. Wayne.
- 13 John H. Baker, \* R., Goshen.

**IOWA.**

- 1 Moses A. McCoid, R., Fairfield.
- 2 Hiram Price, \* R., Davenport.
- 3 Thomas Updegraff, R., McGregor.
- 4 Nathaniel C. Deering, \* R., Osage.
- 5 Wm. G. Thompson, R., Marion.
- 6 James B. Weaver, R. G., Bloomfield.
- 7 Edw'd H. Gillette, R. G., Des Moines.
- 8 William F. Sapp, \* R., Council Bluffs
- 9 Cyrus C. Carpenter, R., Fort Dodge

**KANSAS.**

- 1 John A. Anderson, R., Manhattan.
- 2 Dudley C. Haskell, \* R., Lawrence.
- 3 Thomas Ryan, \* R., Topeka.

**KENTUCKY.**

- 1 Oscar Turner, I. D., Woodville.
- 2 James A. McKenzie, \* D., Long View
- 3 John W. Caldwell, \* D., Russellville
- 4 J. Proctor Knott, \* D., Lebanon.
- 5 Albert S. Willis, \* D., Louisville.
- 6 John G. Carlisle, \* D., Covington.
- 7 Jos. C. S. Blackburn, \* D., Versailles
- 8 Philip B. Thompson, Jr., D., Harrodsburg.
- 9 Thomas Turner, \* D., Mt. Sterling.
- 10 Elijah C. Phister, D., Maysville.

**LOUISIANA.**

- 1 Randall L. Gibson, \* D., New Orleans
- 2 E. John Ellis, \* D., New Orleans.
- 3 Joseph H. Acklen, \* D., Pattersonville.
- 4 Joseph B. Elam, \* D., Mansfield.
- 5 J. Floyd King, D., Vidalia.
- 6 E. W. Robertson, \* D., Baton Rouge.

## HOUSE OF REPRESENTATIVES—BY STATES.

## MAINE.

- 1 Thomas B. Reed,\* R., Portland.
- 2 William P. Frye,\* R., Lewiston.
- 3 Stephen D. Lindsey,\* R., Norridge-  
wock.
- 4 George W. Ladd, D. G., Bangor.
- 5 Thompson H. Murch, R. G., Rock-  
land.

## MARYLAND.

- 1 Daniel M. Henry,\* D., Cambridge.
- 2 J. F. C. Talbott, D., Towsontown.
- 3 William Kimmel,\* D., Baltimore.
- 4 Robert M. McLane, D., Baltimore.
- 5 Eli J. Henkle,\* D., Brooklyn.
- 6 Milton G. Urner, R., Frederick.

## MASSACHUSETTS.

- 1 William W. Crapo,\* R., New Bed-  
ford.
- 2 Benj. W. Harris,\* R., E. Bridgewater
- 3 Walbridge A. Field,\* R., Boston.
- 4 Leopold Morse,\* D., Boston.
- 5 Selwyn Z. Bowman, R., Somerville.
- 6 George B. Loring,\* R., Salem.
- 7 William A. Russell, R., Lawrence.
- 8 William Claflin,\* R., Newton.
- 9 William W. Rice,\* R., Worcester.
- 10 Amasa Norcross,\* R., Fitchburg.
- 11 Geo. D. Robinson,\* R., Chicopee.

## MICHIGAN.

- 1 John S. Newberry, R., Detroit.
- 2 Edwin Willits,\* R., Monroe.
- 3 Jonas H. McGowan,\* R., Coldwater
- 4 Julius C. Burrows, R., Kalamazoo.
- 5 John W. Stone,\* R., Grand Rapids.
- 6 Mark S. Brewer,\* R., Pontiac.
- 7 Omar D. Conger,\* R., Port Huron.
- 8 Roswell G. Horr, R., East Saginaw.
- 9 Jay A. Hubbell,\* R., Houghton.

## MINNESOTA.

- 1 Mark H. Dunnell,\* R., Owatonna.
- 2 Henry Poehler, D., Henderson.
- 3 Wm. D. Washburn, R., Minneapolis

## MISSISSIPPI.

- 1 Henry L. Muldrow,\* D., Starkville.
- 2 Van H. Manning,\* D., Holly Springs
- 3 Hernando D. Money,\* D., Winona.
- 4 Otho R. Singleton,\* D., Canton.
- 5 Charles E. Hooker,\* D., Jackson.
- 6 Jas. R. Chalmers,\* D., Vicksburg.

## MISSOURI.

- 1 Martin L. Clardy, D., Farmington.
- 2 Erastus Wells, D., St. Louis.
- 3 R. Graham Frost, D., St. Louis.
- 4 Lowndes H. Davis, D., Jackson.
- 5 Richard P. Bland,\* D., Lebanon.
- 6 James R. Waddill, D., Springfield.
- 7 John F. Phillips, D., Sedalia.
- 8 Sam'l L. Sawyer, D., Independence
- 9 Nicholas Ford, R. G., Rochester.
- 10 Gideon F. Rothwell, D., Moberly.
- 11 John B. Clark, Jr.,\* D., Fayette.
- 12 William H. Hatch, D., Hannibal.
- 13 Aylott H. Buckner,\* D., Mexico.

## NEBRASKA.

- Edw. K. Valentine, R., West Point.

## NEVADA.

- Rollin M. Daggett, R., Virginia City

## NEW HAMPSHIRE.

- 1 Joshua G. Hall, R., Dover.
- 2 James F. Briggs,\* R., Manchester.
- 3 Ossian Ray, R., Lancaster.

## NEW JERSEY.

- 1 George M. Robeson, R., Camden.
- 2 Hezekiah B. Smith, D. G., Smithville.
- 3 Miles Ross,\* D., New Brunswick.
- 4 Alvah A. Clark,\* D., Somerville.
- 5 Charles H. Voorhis, R., Hackensack
- 6 John L. Blake, R., Orange.
- 7 Lewis A. Brigham, R., Jersey City.

## NEW YORK.

- 1 James W. Covert,\* D., Flushing.
- 2 Daniel O'Reilly, I. D., Brooklyn.
- 3 Sin. B. Chittenden,\* R., Brooklyn.
- 4 Archibald M. Bliss,\* D., Brooklyn.
- 5 Nicholas Muller,\* D., New York.
- 6 Samuel S. Cox,\* D., New York.
- 7 Edwin Einstein, R., New York.
- 8 Anson G. McCook,\* R., New York.
- 9 Fernando Wood,\* D., New York.
- 10 James O'Brien, D., New York.
- 11 Levi P. Morton, R., New York.
- 12 Waldo Hutchins, D., New York.
- 13 John H. Ketcham,\* R., Dover Plains
- 14 John W. Ferdon, R., Piermont.
- 15 William Lounsbery, D., Kingston.
- 16 John M. Bailey, R., Albany.
- 17 Walter A. Wood, R., Hoosick Falls.
- 18 John Hammond, R., Crown Point.
- 19 Amaziah B. James,\* R., Ogdensburg
- 20 John H. Starin,\* R., Fultonville.
- 21 David Wilber, R., Milford.
- 22 Warner Miller, R., Herkimer.
- 23 Cyrus D. Prescott, R., Rome.
- 24 Joseph Mason, R., Hamilton.
- 25 Frank Hiscock,\* R., Syracuse.
- 26 John H. Camp,\* R., Lyons.
- 27 Elbridge G. Lapham,\* R., Canan-  
daigua.
- 28 Jeremiah W. Dwight,\* R., Dryden.
- 29 D. P. Richardson, R., Angelica.
- 30 John Van Voorhis, R., Rochester.
- 31 Richard Crowley, R., Lockport.
- 32 Jonathan Scoville, D., Buffalo.
- 33 Henry Van Aernam, R., Franklin-  
ville.

## NORTH CAROLINA.

- 1 Joseph J. Martin, R., Williamston.
- 2 William H. Kitchin, D., Scotland  
Neck.
- 3 Daniel L. Russell, R. G., Wilmington.
- 4 Joseph J. Davis,\* D., Lewisburg.
- 5 Alfred M. Scales,\* D., Greensboro.
- 6 Walter L. Steele,\* D., Rockingham
- 7 Rob't F. Armfield, D., Statesville.
- 8 Robert B. Vance,\* D., Asheville.

## OHIO.

- 1 Benj. Butterworth, R., Cincinnati.
- 2 Thomas L. Young, R., Cincinnati.
- 3 John A. McMahon,\* D., Dayton.
- 4 Joseph W. Keifer, R., Springfield.
- 5 Benjamin Lefevre, D., Sidney.
- 6 William D. Hill, D., Defiance.
- 7 Frank H. Hurd, D., Toledo.



- 8 Ebenezer B. Finley,\* D., Bucyrus.
- 9 George L. Converse, D., Columbus.
- 10 Thomas Ewing,\* D., Lancaster.
- 11 Henry L. Dickey, D., Greenfield.
- 12 Henry S. Neal,\* R., Ironton.
- 13 A. J. Warner, D., Marietta.
- 14 Gibson Atherton, D., Newark.
- 15 George W. Geddes, D., Mansfield.
- 16 Wm. McKinley, Jr.,\* R., Canton.
- 17 James Monroe, R., Oberlin.
- 18 Jona. T. Updegraff, R., Mt. Pleasant.
- 19 Ezra B. Taylor, R., Warren.
- 20 Amos Townsend,\* R., Cleveland.

## OREGON.

John Whiteaker, D., Pleasant Hill.

## PENNSYLVANIA.

- 1 Henry H. Bingham, R., Philadelphia.
- 2 Charles O'Neill,\* R., Philadelphia.
- 3 Samuel J. Randall,\* D., Philadelphia.
- 4 William D. Kelley,\* R. G., Philadelphia.
- 5 Alfred C. Harmer,\* R., Germantown.
- 6 William Ward,\* R., Chester.
- 7 William Godshalk, R., New Britain.
- 8 Hiester Clymer,\* D., Reading.
- 9 A. Herr Smith,\* R., Lancaster.
- 10 Reuben K. Bachman, D., Durham.
- 11 Robert Klotz, D., Mauch Chunk.
- 12 Hendrick B. Wright,\* D. G., Wilkesbarre.
- 13 John W. Ryan, D., Pottsville.
- 14 John W. Killinger,\* R., Lebanon.
- 15 Edward Overton, Jr.,\* R., Towanda.
- 16 John I. Mitchell, R., Wellsboro.
- 17 Alex. H. Coffroth, D., Somerset.
- 18 Horatio G. Fisher, R., Huntingdon.
- 19 Frank E. Beltzhoover, D., Carlisle.
- 20 Seth H. Yocum, R. G., Bellefonte.
- 21 Morgan R. Wise, D., Waynesburg.
- 22 Russell Errett,\* R., Pittsburg.
- 23 Thomas M. Bayne,\* R., Allegheny.
- 24 William S. Shallenberger,\* R., Rochester.
- 25 Harry White,\* R., Indiana.
- 26 Samuel B. Dick, R., Meadville.
- 27 J. H. Osmer, R., Franklin.

## RHODE ISLAND.

- 1 Nelson W. Aldrich, R., Providence.
- 2 Latimer W. Ballou,\* R., Woonsocket.

## SOUTH CAROLINA.

- 1 John S. Richardson, D., Sumter.
- 2 M. P. O'Connor, D., Charleston.
- 3 D. Wyatt Aiken,\* I. D., Cokesbury.

- 4 John H. Evins,\* D., Spartanburg.
- 5 George D. Tillman, D., Edgetfield.

## TENNESSEE.

- 1 Robert L. Taylor, D., Jonesboro.
- 2 Leonidas C. Houk, R., Knoxville.
- 3 George G. Dibrell,\* D., Sparta.
- 4 Benton McMillin, D., Carthage.
- 5 John M. Bright,\* D., Fayetteville.
- 6 John F. House,\* D., Clarksville.
- 7 Wash. C. Whitthorne,\* D., Columbia.
- 8 John D. C. Atkins,\* D., Paris.
- 9 Charles B. Simonton, D., Covington.
- 10 Casey Young,\* D., Memphis.

## TEXAS.

- 1 John H. Reagan,\* D., Palestine.
- 2 David B. Culberson,\* D., Jefferson.
- 3 Olin Wellborn, D., Dallas.
- 4 Roger Q. Mills,\* D., Corsicana.
- 5 George W. Jones, D. G., Bastrop.
- 6 Columbus Upson, D., San Antonio.

## VERMONT.

- 1 Charles H. Joyce,\* R., Rutland.
- 2 James M. Tyler, R., Brattleboro.
- 3 Bradley Barlow, R. G., St. Albans.

## VIRGINIA.

- 1 R. L. T. Beale, D., Hague.
- 2 John Goode, Jr.,\* D., Norfolk.
- 3 Joseph E. Johnston, D., Richmond.
- 4 Joseph Jorgensen,\* R., Petersburg.
- 5 George C. Cabell,\* D., Danville.
- 6 J. Randolph Tucker,\* D., Lexington.
- 7 John T. Harris,\* D., Harrisonburg.
- 8 Eppa Hunton,\* D., Warrenton.
- 9 James B. Richmond, D., Estillville.

## WEST VIRGINIA.

- 1 Benjamin Wilson,\* D., Wilsonburg.
- 2 Benjamin F. Martin,\* D., Pruntytown.
- 3 John E. Kenna,\* D., Kanawha C. H.

## WISCONSIN.

- 1 Charles G. Williams,\* R., Janesville.
- 2 Lucien B. Caswell,\* R., Ft. Atkinson.
- 3 George C. Hazelton,\* R., Boscobel.
- 4 Peter V. Deuster, D., Milwaukee.
- 5 Edward S. Bragg,\* D., Fond du Lac.
- 6 Gabriel Bouck,\* D., Oshkosh.
- 7 Herman L. Humphrey,\* R., Hudson.
- 8 Thaddeus C. Pound,\* R., Chippewa Falls.

Total number of Representatives.....	293
Democrats.....	148
Republicans.....	129
Greenback or National party.....	16

— 293

NOTE.—The above classification is based upon the vote for Speaker, March 18, 1879, when the Independent Democrats, with one exception, voted for the regular Democratic candidate. Of the 16 National, or Greenback members, nine are classed as Republicans, and seven as Democrats.

Members of the 45th Congress elected to the 46th, 155.

46th CONGRESS.—March 4, 1879, to March 4, 1881.

## ALPHABETICAL LIST OF REPRESENTATIVES.

Salary of Representatives, \$5,000 per annum.

Mileage, 20 cents per mile of travel, each session, to and from Washington.

Allowance for Stationery and Newspapers, \$125 per annum.

SAMUEL J. RANDALL, *Speaker*, Philadelphia, Pa., Salary, \$8,000.

Acklen, J. H.....	Franklin, La.	Cook, Phillip.....	Americus, Ga.
Aiken, D. Wyatt.....	Cokesbury, S. C.	Covert, James W.....	Flushing, N. Y.
Aldrich, Nelson W.....	Providence, R. I.	Cowgill, Calvin.....	Wabash, Ind.
Aldrich, William.....	Chicago, Ill.	Cox, Samuel S.....	New York, N. Y.
Anderson, John A.....	Manhattan, Kans.	Crapo, William W.....	New Bedford, Mass.
Armfield, R. F.....	Statesville, N. C.	Cravens, Jordan E.....	Clarksville, Ark.
Atherton, Gibson.....	Newark, Ohio.	Crowley, Richard.....	Lockport, N. Y.
Atkins, J. D. C.....	Paris, Tenn.	Culberson, David B.....	Jefferson, Texas.
Bachman, Reuben K....	Durham, Pa.	Daggett, Rollin M.....	Virginia City, Nev.
Bailey, John M.....	Albany, N. Y.	Davidson, Robt. H. M...	Quincy, Fla.
Baker, John H.....	Goshen, Ind.	Davis, George R.....	Chicago, Ill.
Ballou, Latimer W.....	Woonsocket, R. I.	Davis, Horace.....	San Francisco, Cal.
Barber, Hiram.....	Chicago, Ill.	Davis, Joseph J.....	Louisburg, N. C.
Barlow, Bradley.....	Saint Albans, Vt.	Davis, Lowndes H.....	Jackson, Mo.
Bayne, Thomas M.....	Allegheny City, Pa.	De La Matyr, Gilbert...	Indianapolis, Ind.
Beale, R. L. T.....	Hague, Va.	Deering, Nathaniel C...	Osage, Iowa.
Belford, James B.....	Central City, Col.	Deuster, Peter V.....	Milwaukee, Wis.
Beltzhoover, Frank E..	Carlisle, Pa.	Dibrell, George G.....	Sparta, Tenn.
Berry, Campbell P.....	Wheatland, Cal.	Dick, Samuel B.....	Meadville, Pa.
Bicknell, George A.....	New Albany, Ind.	Dickey, Henry L.....	Greenfield, O.
Bingham, Henry H.....	Philadelphia, Pa.	Dunn, Poindexter.....	Forest City, Ark.
Blackburn, Jos. C. S....	Versailles, Ky.	Dunnell, Mark H.....	Owatonna, Minn.
Blake, John L.....	Orange, N. J.	Dwight, Jeremiah W...	Dryden, N. Y.
Bland, Richard P.....	Lebanon, Mo.	Einstein, Edwin.....	New York, N. Y.
Bliss, Archibald M.....	Brooklyn, N. Y.	Flam, J. B.....	Mansfield, La.
Blount, James H.....	Macon, Ga.	Ellis, E. John.....	New Orleans, La.
Bouck, Gabriel.....	Oshkosh, Wis.	Errett, Russell.....	Pittsburgh, Pa.
Bowman, Selwyn Z.....	Somerville, Mass.	Evens, John H.....	Spartanburg, S. C.
Boyd, Thomas A.....	Lewiston, Ill.	Ewing, Thomas.....	Lancaster, O.
Bragg, Edward S.....	Fond du Lac, Wis.	Felton, William H.....	Cartersville, Ga.
Brewer, Mark S.....	Pontiac, Mich.	Ferdon, John W.....	Piermont, N. Y.
Briggs, James F.....	Manchester, N. H.	Field, Walbridge A.....	Boston, Mass.
Brigham, Lewis A.....	Jersey City, N. J.	Finley, Ebenezer B.....	Bucyrus, O.
Bright, John M.....	Fayetteville, Tenn.	Fisher, Horatio G.....	Huntingdon, Pa.
Browne, Thomas M.....	Winchester, Ind.	Ford, Nicholas.....	Rochester, Mo.
Buckner, Aylett H.....	Mexico, Mo.	Forney, William H.....	Jacksonville, Ala.
Burrows, Julius C.....	Kalamazoo, Mich.	Forsythe, Albert P.....	Isabel, Ill.
Butterworth, Benj.....	Cincinnati, O.	Fort, Greenbury L.....	Lacon, Ill.
Cabell, George C.....	Danville, Va.	Frost, R. Graham.....	Saint Louis, Mo.
Caldwell, John W.....	Russellville, Ky.	Frye, William P.....	Lewiston, Me.
Calkins, William H.....	La Porte, Ind.	Goddes, George W.....	Mansfield, O.
Camp, John H.....	Lyons, N. Y.	Gibson, Randall L.....	New Orleans, La.
Cannon, Joseph G.....	Danville, Ill.	Gillette, Edward H.....	Des Moines, Ia.
Carlisle, John G.....	Covington, Ky.	Godshalk, William.....	New Britain, Pa.
Carpenter, Cyrus C....	Fort Dodge, Ia.	Goode, John.....	Norfolk, Va.
Caswell, Lucien B.....	Fort Atkinson, Wis.	Gunter, Thomas M.....	Fayetteville, Ark.
Chalmers, J. R.....	Vicksburg, Miss.	Hall, Joshua G.....	Dover, N. H.
Chittenden, Simcon B..	Brooklyn, N. Y.	Hammond, John.....	Crown Point, N. Y.
Clafin, William.....	Newton, Mass.	Hammond, N. J.....	Atlanta, Ga.
Clardy, Martin L.....	Farmington, Mo.	Harmer, Alfred C.....	Germantown, Pa.
Clark, Alvah A.....	Somerville, N. J.	Harris, Benjamin W....	E. B'gewater, Mass.
Clark, John B., Jr.....	Fayette, Mo.	Harris, John T.....	Harrisonburg, Va.
Clements, Newton M....	Tuscaloosa, Ala.	Haskell, Dudley C.....	Lawrence, Kan.
Clymer, Hiester.....	Reading, Pa.	Hatch, William H.....	Hannibal, Mo.
Cobb, Thomas R.....	Vincennes, Ind.	Hawk, Robert M. A.....	Mt. Carroll, Ill.
Coffroth, Alexander H..	Somerset, Pa.	Hawley, Joseph R.....	Hartford, Conn.
Colerick, Walpole G....	Fort Wayne, Ind.:	Hayes, Philip C.....	Morris, Ill.
Conger, Omar D.....	Port Huron, Mich.	Hazelton, George C.....	Boscobel, Wis.
Converse, George L.....	Columbus, O.	Heilman, William.....	Evansville, Ind.



## HOUSE OF REPRESENTATIVES—46TH CONGRESS.

Henderson, Thomas J.	Princeton, Ill.	Norcross, Amasa	Fitchburg, Mass.
Henkle, Eli J.	Brooklyn, Md.	O'Brien, James	New York, N. Y.
Henry, Daniel M.	Cambridge, Md.	O'Connor, M. P.	Charleston, S. C.
Herbert, Hilary A.	Montgomery, Ala.	O'Neill, Charles	Philadelphia, Pa.
Herndon, Thomas H.	Mobile, Ala.	O'Reilly, Daniel	Brooklyn, N. Y.
Hill, William D.	Defiance, O.	Orth, Godlove S.	La Fayette, Ind.
Hiscock, Frank	Syracuse, N. Y.	Osmer, J. H.	Franklin, Pa.
Hooker, Charles E.	Jackson, Miss.	Overton, Edward, jr.	Towanda, Pa.
Horr, Roswell G.	E. Saginaw, Mich.	Pacheco, Romualdo	S. Luis Obispo, Cal.
Hostetler, Abraham J.	Bedford, Ind.	Page, Horace F.	Placerville, Cal.
Houk, L. C.	Knoxville, Tenn.	Persons, Henry	Talbotton, Ga.
House, John F.	Clarksville, Tenn.	Phelps, James	Essex, Conn.
Hubbell, Jay A.	Houghton, Mich.	Philips, John F.	Sedalia, Mo.
Hull, Noble A.	Sanford, Fla.	Phister, Elijah C.	Maysville, Ky.
Humphrey, Herman L.	Hudson, Wis.	Poehler, Henry	Henderson, Minn.
Hunton, Eppa	Warrenton, Va.	Pound, Thaddeus C.	Chip'wa Falls, Wis.
Hurd, Frank H.	Toledo, O.	Prescott, Cyrus D.	Rome, N. Y.
Hutchins, Waldo	New York, N. Y.	Price, Hiram	Davenport, Ia.
James, Amaziah B.	Ogdensburg, N. Y.	Randall, Samuel J.	Philadelphia, Pa.
Johnston, Joseph E.	Richmond, Va.	Ray, Ossian	Lancaster, N. H.
Jones, G. W.	Bastrop, Texas.	Reagan, John H.	Palestine, Texas.
Jorgensen, Joseph	Petersburg, Va.	Reed, Thomas B.	Portland, Me.
Joyce, Charles H.	Rutland, Vt.	Rice, William W.	Worcester, Mass.
Keifer, J. Warren	Springfield, O.	Richardson, David P.	Angelica, N. Y.
Kelley, William D.	Philadelphia, Pa.	Richardson, John S.	Sumter, S. C.
Kenna, John E.	Kanawha, W. Va.	Richmond, James B.	Estillville, Va.
Ketcham, John H.	Dover Plains, N. Y.	Robertson, E. W.	Baton Rouge, La.
Killinger, John W.	Lebanon, Pa.	Robeson, George M.	Camden, N. J.
Kimmel, William	Baltimore, Md.	Robinson, George D.	Chicopee, Mass.
King, J. Floyd	Vidalia, La.	Ross, Miles	N. Brunswick, N. J.
Kitchin, W. H.	Scot'd Neck, N. C.	Rothwell, Gideon F.	Moberly, Mo.
Klotz, Robert	Mauch Chunk, Pa.	Russell, Daniel L.	Wilmington, N. C.
Knott, J. Proctor	Lebanon, Ky.	Russell, William A.	Lawrence, Mass.
Ladd, George W.	Bangor, Me.	Ryan, Thomas	Topeka, Kansas.
Lapham, Elbridge G.	Canandaigua, N. Y.	Ryon, John W.	Pottsville, Pa.
Le Fevre, Benjamin	Sidney, O.	Samford, William J.	Opelika, Ala.
Lindsey, Stephen D.	Norridgewock, Me.	Sapp, William F.	Council Bluffs, Ia.
Loring, George B.	Salem, Mass.	Sawyer, Samuel L.	Independence, Mo.
Lounsbery, William	Kingston, N. Y.	Scales, Alfred M.	Greensboro', N. C.
Lowe, William M.	Huntsville, Ala.	Scoville, Jonathan	Buffalo, N. Y.
Manning, Van H.	Holly Sp'ngs, Miss.	Shallenberger, Wm. S.	Rochester, Pa.
Marsh, Benjamin F.	Warsaw, Ill.	Shelley, Charles M.	Selma, Ala.
Martin, Benjamin F.	Pruntytown, W. Va.	Sherwin, John C.	Aurora, Ill.
Martin, Edward L.	Seaford, Del.	Simonton, C. B.	Covington, Tenn.
Martin, Joseph J.	Williamston, N. C.	Singleton, James W.	Quincy, Ill.
Mason, Joseph	Hamilton, N. Y.	Singleton, O. R.	Canton, Miss.
McCoid, Moses A.	Fairfield, Ia.	Slemons, William F.	Monticello, Ark.
McCook, Anson G.	New York, N. Y.	Smith, A. Herr	Lancaster, Pa.
McGowan, Jonas H.	Coldwater, Mich.	Smith, Hezekiah B.	Smithville, N. J.
McKenzie, James A.	Longview, Ky.	Smith, William E.	Albany, Ga.
McKinley, William, jr.	Canton, O.	Sparks, Wm. A. J.	Carlyle, Ill.
McLane, Robert M.	Baltimore, Md.	Speer, Emory	Athers, Ga.
McMahon, John A.	Dayton, O.	Springer, William M.	Springfield, Ill.
McMillin, Benton	Carthage, Tenn.	Starin, John H.	Fultonville, N. Y.
Miles, Frederick	Chapinville, Conn.	Steele, Walter L.	Rockingham, N. C.
Miller, Warner	Herkimer, N. Y.	Stephens, Alex'r H.	Crawfordville, Ga.
Mills, Roger Q.	Corsicana, Texas.	Stephenson, Adlai E.	Bloomington, Ill.
Mitchell, John I.	Wellsboro', Pa.	Stone, John W.	G'nd Rapids, Mich.
Money, Hernando D.	Winona, Miss.	Talbott, J. Fred'k C.	Towsontown, Md.
Monroe, James	Oberlin, O.	Taylor, Ezra B.	Warren, O.
Morrison, William R.	Waterloo, Ill.	Taylor, Robert L.	Carter's Depot, Tenn.
Morse, Leopold	Boston, Mass.	Thomas, John R.	Metropolis, Ill.
Morton, Levi P.	New York, N. Y.	Thompson, Phil. B. jr.	Harrodsburg, Ky.
Muldrow, H. L.	Starkville, Miss.	Thompson, Wm. G.	Marion, Ia.
Muller, Nicholas	New York, N. Y.	Tillman, George D.	Clark's Hill, S. C.
Murch, Thompson H.	Rockland, Me.	Townsend, Amos	Cleveland, O.
Myers, William R.	Anderson, Ind.	Townshend, Rich'd W.	Shawneetown, Ill.
Neal, Henry S.	Ironton, O.	Tucker, John R.	Lexington, Va.
New, Jephtha D.	Vernon, Ind.	Turner, Oscar	Woodville, Ky.
Newberry, John S.	Detroit, Mich.	Turner, Thomas	Mt. Sterling, Ky.
Nicholls, John C.	Blackshear, Ga.	Tyler, James M.	Brattleboro', Vt.
		Updegraff, Jonath'n T.	Mt. Pleasant, O.

## HOUSE OF REPRESENTATIVES—46TH CONGRESS.

Updegraff, Thomas....	McGregor, Ia.	Whiteaker, John.....	Pleasant Hill, Or- egon.
Upson, Columbus.....	San Antonio, Tex.	Whitthorne, W. C. ...	Columbia, Tenn.
Urner, Milton G.....	Freder'k City, Md.	Wilber, David.....	Milford, N. Y.
Valentine, Edward K..	West Point, Neb.	Williams, Charles G...	Janesville, Wis.
Van Aernam, Henry..	Franklinville, N. Y.	Williams, Thomas.....	Wetumpka, Ala.
Vanee, Robert B.....	Asheville, N. C.	Willis, Albert S.....	Louisville, Ky.
Voorhis, Charles H....	Haekensack, N. J.	Willits, Edwin.....	Monroe, Mich.
Van Voorhis, John....	Rochester, N. Y.	Wilson, Benjamin.....	Wilsonburg, W. Va
Waddill, James R.....	Springfield, Mo.	Wise, Morgan R.....	Waynesburgh, Pa.
Wait, John T.....	Norwich, Conn.	Wood, Fernando.....	New York, N. Y.
Ward, William.....	Chester, Pa.	Wood, Walter A.....	Hoosiek Falls, N. Y.
Warner, A. J.....	Marietta, O.	Wright, Hendrick B...	Wilkesbarre, Pa.
Washburn, W. D.....	Minneapolis, Minn.	Yoeum, Seth H.....	Bellefonte, Pa.
Weaver, James B.....	Bloomfield, Ia.	Young, Caséy.....	Memphis, Tenn.
Wellborn, Olin.....	Dallas, Texas.	Young, Thomas L.....	Cincinnati, O.
Wells, Erastus.....	Saint Louis, Mo.		
White, Harry.....	Indiana, Pa.		

## DELEGATES FROM TERRITORIES.

Ainslie, George.....D.	Idaho City, Idaho.
Bennett, G. G.....R.	Yankton, Dakota.
Brents, Thomas H.....R.	Walla Walla, Washington.
Cannon, George Q.....D.	Salt Lake City, Utah.
Campbell, J. G.....D.	Prescott, Arizona.
Downey, S. W.....R.	Laramie City, Wyoming.
Maginnis, Martin.....D.	Helena, Montana.
Otero, Mariano S.....R.	Bernalillo, New Mexico.

## PRINCIPAL OFFICERS OF THE HOUSE.

**Speaker.**—SAMUEL J. RANDALL, of Pennsylvania.  
**Chaplain.**—Rev. W. P. Harrison.  
**Clerk of the House.**—George M. Adams.  
**Chief Clerk.**—Green Adams.  
**Superintendent of Lower Document-Room.**—Morgan Rawls.  
**Librarian.**—John B. Hussey.  
**Sergeant-at-Arms.**—John G. Thompson.  
**Doorkeeper.**—Charles W. Field.  
**Superintendent of Folding-Room.**—A. W. Fletcher.  
**Superintendent of Upper Document-Room.**—George A. Bacon.  
**Postmaster.**—A. W. C. Nowlin.  
**Stenographers.**—Henry G. Hayes.  
 Andrew Devine.

## Official Reporters of Debates.

John J. McElhone.                      William Blair Lord  
 John H. White.                         David Wolfe Brown  
    J. K. Edwards.

## OFFICERS OF CONGRESS.

**Public Printer.**—John D. Defrees.  
**Librarian of Congress.**—Ainsworth R. Spofford.



FORTY-SEVENTH CONGRESS.—March 4, 1881, to March 4, 1883.

<i>Alabama.</i>	
John T. Morgan, D., Selma.....1883.	Lucius Q. C. Lamar, D., Oxford.....1883.
James L. Pugh, D., Eufaula.....1885.	James Z. George, D., Carrollton.....1887.
<i>Arkansas.</i>	
Aug. H. Garland, D., Little Rock.....1883.	George G. Vest, D., Sedalia.....1885.
James D. Walker, D., Fayetteville.....1885.	Francis M. Cockrell, D., Warrensburg.1887.
<i>California.</i>	
James T. Farley, D., Jackson.....1885.	Alvin Saunders, R., Omaha.....1883.
John F. Miller, R., San Francisco.....1887.	Charles H. Van Wyck, R., Nebraska City.....1887.
<i>Colorado.</i>	
Henry M. Teller, R., Central City.....1883.	John P. Jones, R., Gold Hill.....1885.
Nathaniel P. Hill, R., Denver.....1885.	James G. Fair, D., Virginia City.....1887.
<i>Connecticut.</i>	
Orville H. Platt, R., Meriden.....1885.	Edward H. Rollins, R., Concord.....1883.
Joseph R. Hawley, R., Hartford.....1887.	Henry W. Blair, R., Plymouth.....1885.
<i>Delaware.</i>	
Eli Saulsbury, D., Kenton.....1883.	John R. McPherson, D., Jersey City.....1883.
Thomas F. Bayard, D., Wilmington.....1887.	William J. Sewell, R., Camden.....1887.
<i>Florida.</i>	
Wilkinson Call, D., Jacksonville.....1885.	Roscoe Conkling, R., Utica.....1885.
Charles W. Jones, D., Pensacola.....1887.	Thomas C. Platt, R., Owego.....1887.
<i>Georgia.</i>	
Benjamin H. Hill, D., Atlanta.....1883.	Matt. W. Ransom, D., Weldon.....1883.
Joseph E. Brown, D., Atlanta.....1885.	Zebulon B. Vance, D., Charlotte.....1885.
<i>Illinois.</i>	
David Davis, Ind. D., Bloomington.....1883.	George H. Pendleton, D., Cincinnati...1885.
John A. Logan, R., Chicago.....1885.	John Sherman, R., Mansfield.....1887.
<i>Indiana.</i>	
Daniel W. Voorhees, D., Terre Haute...1885.	Lafayette Grover, D., Salem.....1883.
Benjamin Harrison, R., Indianapolis...1887.	John H. Slater, D., La Grande.....1885.
<i>Iowa.</i>	
Samuel J. Kirkwood, R., Iowa City.....1883.	Jas. Donald Cameron, R., Harrisburg.1885.
William B. Allison, R., Dubuque.....1885.	A Republican.....1887.
<i>Kansas.</i>	
Preston B. Plumb, R., Emporia.....1883.	Henry B. Anthony, R., Providence.....1883.
John J. Ingalls, R., Atchison.....1885.	Ambrose E. Burnside, R., Providence.1887.
<i>Kentucky.</i>	
James B. Beck, D., Lexington.....1883.	Manning C. Butler, D., Edgefield C. H.1883.
John S. Williams, D., Mt. Sterling.....1885.	Wade Hampton, D., Columbia.....1885.
<i>Louisiana.</i>	
William P. Kellogg, R., New Orleans...1883.	Isham G. Harris, D., Memphis.....1883.
B. Frank Jonas, D., New Orleans.....1885.	Howell E. Jackson, D., Jackson.....1887.
<i>Maine.</i>	
James G. Blaine, R., Augusta.....1883.	Richard Coke, D., Waco.....1883.
Eugene Hale, R., Ellsworth... ..1887.	Samuel B. Maxey, D., Paris. ....1887.
<i>Maryland.</i>	
James B. Groome, D., Elkton.....1885.	Justin S. Morrill, R., Strafford.....1885.
Arthur P. Gorman, D., Laurel.....1887.	George F. Edmunds, R., Burlington....1887.
<i>Massachusetts.</i>	
George F. Hoar, R., Worcester.....1885.	John W. Johnston, D., Abingdon.....1883.
Henry L. Dawes, R., Pittsfield.....1887.	William Mahone, Ind. D.....1887.
<i>Michigan.</i>	
Thomas W. Ferry, R., Grand Haven...1883.	Henry G. Davis, D., Piedmont.....1883.
Omar D. Conger, R., Port Huron.....1887.	Johnson N. Camden, D., Parkersburg.1887.
<i>Minnesota.</i>	
William Windom, R., Winona.....1883.	Matt. H. Carpenter, R., Milwaukee.....1885.
Sam. J. R. McMillan, R., St. Paul.....1887.	Philetus Sawyer, R., Oshkosh.....1887.

REPRESENTATIVES ELECT TO FORTY-SEVENTH CONGRESS  
MARCH 4, 1881, TO MARCH 4, 1883.

[Republicans, marked R.: Democrats, D.: Readjuster Democrats, (Virginia,) R. D.;  
National or Greenback party, G.; Members of Forty-sixth Congress\*.]

The figures mark the number of the Congressional District represented by each member.

## ALABAMA.

- 1 Thomas H. Herndon,\* D., Mobile.
- 2 Hilary A. Herbert,\* D., Montgomery.
- 3 William C. Oates, D., Abbeville.
- 4 Charles M. Shelley,\* D., Selma.
- 5 Thomas Williams,\* D., Wetumpka.
- 6 Goldsmith W. Hewitt, D., Birmingham.
- 7 William H. Forney,\* D., Jacksonville.
- 8 Joseph Wheeler, D., Courtland.

## ARKANSAS.

- 1 Poindexter Dunn,\* D., Forest City.
- 2 James K. Jones, D., Washington.
- 3 Jordan E. Cravens,\* D., Clarksville.
- 4 Thomas M. Gunter,\* D., Fayetteville.

## CALIFORNIA.

- 1 William S. Rosecrans, D., San Francisco.
- 2 Horace F. Page,\* R., Placerville.
- 3 Campbell P. Berry,\* D., Wheatland.
- 4 Romualdo Pacheco,\* R., San Luis Obispo

## COLORADO.

- James B. Belford,\* R., Central City.

## CONNECTICUT.

- 1 John R. Buck, R., Hartford.
- 2 James Phelps,\* D., Essex.
- 3 John T. Wait,\* R., Norwich.
- 4 Frederick Miles,\* R., Chapinville.

## DELAWARE.

- Edward L. Martin,\* D., Seaford.

## FLORIDA.

- 1 Robert H. M. Davidson,\* D., Quincy
- 2 Jesse J. Finley, D., Lake City.

## GEORGIA.

- 1 George R. Black, D., Sylvania.
- 2 Henry G. Turner, D., Quitman.
- 3 Philip Cook,\* D., Americus.
- 4 Hugh Buchanan, D., Newnan.
- 5 Nathaniel J. Hammond,\* D., Atlanta.
- 6 James H. Blount,\* D., Macon.
- 7 Judson C. Clements, D., Lafayette.
- 8 Alexander H. Stephens,\* D., Crawfordville.
- 9 Emory Speer,\* D., Athens.

## ILLINOIS.

- 1 William Aldrich,\* R., Chicago.
- 2 George R. Davis,\* R., Chicago.
- 3 Charles B. Farwell, R., Chicago.
- 4 John C. Sherwin,\* R., Aurora.
- 5 Robert M. A. Hawk,\* R., Mt. Carroll.
- 6 Thomas J. Henderson,\* R., Princeton.
- 7 William Cullen, R., Ottawa.
- 8 Lewis E. Payson, R., Pontiac.
- 9 John H. Lewis, R., Knoxville.
- 10 Benjamin F. Marsh,\* R., Warsaw.
- 11 James W. Singleton,\* D., Quincy.
- 12 William M. Springer,\* D., Springfield.

- 13 Dietrich C. Smith, R., Pekin.
- 14 Joseph G. Cannon,\* R., Danville.
- 15 Samuel W. Moulton, D., Shelbyville.
- 16 William A. J. Sparks,\* D., Carlyle.
- 17 William R. Morrison,\* D., Waterloo.
- 18 John R. Thomas,\* R., Metropolis.
- 19 Richard W. Townshend,\* D., Shawneetown.

## INDIANA.

- 1 William Heilman,\* R., Evansville.
- 2 Thomas R. Cobb,\* D., Vincennes.
- 3 Strother M. Stockslager, D., Corydon.
- 4 William S. Holman, D., Aurora.
- 5 Courtland C. Matson, D., Greencastle.
- 6 Thomas M. Brewne,\* R., Winchester.
- 7 Stanton J. Peelle, R., Indianapolis.
- 8 Robert B. F. Pierce, R., Crawfordsville.
- 9 Godlove S. Orth,\* R., Lafayette.
- 10 Mark L. De Motte, R., Valparaiso.
- 11 George W. Steele, R., Marion.
- 12 Walpole G. Colerick,\* D., Ft. Wayne.
- 13 William H. Calkins,\* R., La Porte.

## IOWA.

- 1 Moses A. McCoid,\* R., Fairfield.
- 2 Sewell S. Farwell,\* R., Monticello.
- 3 Thomas Updegraff,\* R., McGregor.
- 4 Nathaniel C. Deering,\* R., Osage.
- 5 William G. Thompson,\* R., Marion.
- 6 Madison E. Cutts, R., Oskaloosa.
- 7 John A. Kasson, R., Des Moines.
- 8 William P. Hepburn, R., Clarinda.
- 9 Cyrus C. Carpenter,\* R., Fort Dodge.

## KANSAS.

- 1 John A. Anderson,\* R., Manhattan.
- 2 Dudley C. Haskell,\* R., Lawrence.
- 3 Thomas Ryan,\* R., Topeka.

## KENTUCKY.

- 1 Oscar Turner,\* D., Woodville.
- 2 James A. McKenzie,\* D., Long View.
- 3 John W. Caldwell,\* D., Russellville.
- 4 J. Proctor Knott,\* D., Lebanon.
- 5 Albert S. Willis,\* D., Louisville.
- 6 John G. Carlisle,\* D., Covington.
- 7 Joseph C. S. Blackburn,\* D., Versailles.
- 8 Philip B. Thompson, Jr.,\* D., Harrodsburg.
- 9 John D. White, R., Manchester.
- 10 Elijah C. Phister,\* D., Maysville.

## LOUISIANA.

- 1 Randall L. Gibson,\* D., New Orleans.
- 2 E. John Ellis,\* D., New Orleans.
- 3 Chester B. Darrall, R., Morgan City.
- 4 Newton C. Blanchard, D., Shreveport.
- 5 J. Floyd King,\* D., Vidalia.
- 6 Edward W. Robertson,\* D., Baton Rouge.

## MAINE.

- 1 Thomas B. Reed,\* R., Portland.
- 2 William P. Frye,\* R., Lewiston.
- 3 Stephen D. Lindsey,\* R., Norridgewock.
- 4 George W. Ladd,\* D. G., Bangor.



5 Thompson H. Murch,\* R. G., Rockland.

MARYLAND.

- 1 George W. Covington, D., Snow Hill.
- 2 J. Fred. C. Talbott,\* D., Towsontown.
- 3 Fetter S. Hoblitzell, D., Baltimore.
- 4 Robert M. McLane,\* D., Baltimore.
- 5 Andrew G. Chapman, D., Port Tobacco
- 6 Milton G. Urner,\* R., Frederick.

MASSACHUSETTS.

- 1 William W. Crapo,\* R., New Bedford.
- 2 Benj. W. Harris,\* R., E. Bridgewater.
- 3 Ambrose A. Ranney, R., Boston.
- 4 Leopold Morse,\* D., Boston.
- 5 Selwyn Z. Bowman,\* R., Somerville.
- 6 Eben F. Stone, R., Newburyport.
- 7 William A. Russell,\* R., Lawrence.
- 8 John W. Candler, R., Brookline.
- 9 William W. Rice,\* R., Worcester.
- 10 Amasa Norcross,\* R., Fitchburg.
- 11 George D. Robinson,\* R., Chicopee.

MICHIGAN.

- 1 Henry W. Lord, R., Detroit.
- 2 Edwin Willits,\* R., Monroe.
- 3 Edward S. Lacey, R., Charlotte.
- 4 Julius C. Burrows,\* R., Kalamazoo.
- 5 George W. Webber, R., Ionia.
- 6 Oliver L. Spaulding, R., St. Johns.
- 7 Omar D. Conger,\* R., Port Huron.
- 8 Roswell G. Horr,\* R., East Saginaw.
- 9 Jay A. Hubbell,\* R., Houghton.

MINNESOTA.

- 1 Mark H. Dunnell,\* R., Owatonna.
- 2 Horace B. Strait, R., Shakopee.
- 3 Wm. D. Washburn,\* R., Minneapolis.

MISSISSIPPI.

- 1 Henry L. Muldrow,\* D., Starkville.
- 2 Van H. Manning,\* D., Holly Springs.
- 3 Hernando D. Money,\* D., Winona.
- 4 Otho R. Singleton,\* D., Canton.
- 5 Charles F. Hooker,\* D., Jackson.
- 6 James R. Chalmers,\* D., Vicksburg.

MISSOURI.

- 1 Martin L. Clardy,\* D., Farmington.
- 2 Thomas Allen, D., St. Louis.
- 3 R. Graham Frost,\* D., St. Louis.
- 4 Lowndes H. Davis,\* D., Jackson.
- 5 Richard P. Bland,\* D., Lebanon.
- 6 Ira S. Hazletine, R. G., Springfield.
- 7 Theron M. Rice, R. G., Boonville.
- 8 Robert T. Van Horn, R., Kansas City.
- 9 Nicholas Ford,\* R. G., Rochester.
- 10 Joseph H. Burrows, R. G., Caiuesville.
- 11 John B. Clark, Jr.,\* D., Fayette.
- 12 William H. Hatch,\* D., Hannibal.
- 13 Aylett H. Buckner,\* D., Mexico.

NEBRASKA.

Edward K. Valentine,\* R., West Point.

NEVADA.

George W. Cassidy, D., Eureka.

NEW HAMPSHIRE,

- 1 Joshua G. Hall,\* R., Dover.
- 2 James F. Briggs,\* R., Manchester.
- 3 Vacancy.<sup>1</sup>

NEW JERSEY.

- 1 George M. Robeson,\* R., Camden.
- 2 John H. Brewer, R., Trenton.
- 3 Miles Ross,\* D., New Brunswick.
- 4 Henry S. Harris, D., Belvidere.
- 5 John Hill, R., Boonton.
- 6 Phineas Jones, R., Newark.
- 7 Augustus A. Hardenbergh, D., Jersey City.

NEW YORK.

- 1 Perry Belmont, D., New York.
- 2 William E. Robinson, D., Brooklyn.
- 3 J. Hyatt Smith, Ind., Brooklyn.
- 4 Archibald M. Bliss,\* D., Brooklyn.
- 5 Benjamin Wood, D., New York.
- 6 Samuel S. Cox,\* D., New York.
- 7 Phillip H. Dugro, D., New York.
- 8 Anson G. McCook,\* R., New York.
- 9 Fernando Wood,\* D., New York.
- 10 Abram S. Hewitt, D., New York.
- 11 Levi P. Morton,\* R., New York.
- 12 Waldo Hutchins,\* D., New York.
- 13 John H. Ketcham,\* R., Dover Plains.
- 14 Lewis Beach, D., Cornwall.
- 15 Thomas Cornell, R., Kingston.
- 16 Michael N. Nolan, D., Albany.
- 17 Walter A. Wood,\* R., Hoosick Falls.
- 18 John Hammond,\* R., Crown Point.
- 19 Abraham X. Parker, R., Potsdam.
- 20 George West, R., Ballston Spa.
- 21 Ferris Jacobs, Jr., R., Delhi.
- 22 Warner Miller,\* R., Herkimer.
- 23 Cyrus D. Prescott,\* R., Rome.
- 24 Joseph Mason,\* R., Hamilton.
- 25 Frank Hiscock,\* R., Syracuse.
- 26 John H. Camp,\* R., Lyons.
- 27 Elbridge G. Lapham,\* R., Canandaigua.
- 28 Jeremiah W. Dwight,\* R., Dryden.
- 29 D. P. Richardson,\* R., Angelica.
- 30 John Van Voorhis,\* R., Rochester.
- 31 Richard Crowley,\* R., Lockport.
- 32 Jonathan Scoville, D., Buffalo.
- 33 Henry Van Aernam,\* R., Franklinville.

NORTH CAROLINA.

- 1 Louis C. Latham, D., Greenville.
- 2 Orlando Hubbs, R., New Berne.
- 3 John W. Shackelford, D., Richland.
- 4 William R. Cox, D., Raleigh.
- 5 Alfred M. Scales,\* D., Greensboro.
- 6 Clement Dowd, D., Charlotte.
- 7 Rob't F. Armfield,\* D., Statesville.
- 8 Robert B. Vance,\* D., Asheville.

OHIO.

- 1 Benjamin Butterworth,\* R., Cincinnati.
- 2 Thomas L. Young,\* R., Cincinnati.
- 3 Henry L. Morey, R., Hamilton.
- 4 Emanuel Schultz, R., Miamisburg.
- 5 Benjamin Lefevre,\* D., Sidney.
- 6 James M. Ritchie, R., Toledo.
- 7 John P. Leedom, D., West Union.
- 8 J. Warren Keifer,\* R., Springfield.
- 9 James S. Robinson, R., Kenton.

<sup>1</sup>Evarts W. Farr, R., member elect, died Nov. 30, 1880.

- 10 John B. Rice, R., Fremont.
- 11 Henry S. Neal,\* R., Ironton.
- 12 George L. Converse,\* D., Columbus.
- 13 Gibson Atherton,\* D., Newark.
- 14 George W. Geddes,\* D., Mansfield.
- 15 Rufus R. Dawes, R., Marietta.
- 16 Jonathan T. Updegraff,\* R., Mt. Pleasant.
- 17 William McKinley, Jr.,\* R., Canton.
- 18 Addison S. McClure, R., Wooster.
- 19 Ezra B. Taylor, R., Warren.
- 20 Amos Townsend,\* R., Cleveland.

OREGON.

- Melvin C. George, R., Portland.

PENNSYLVANIA.

- 1 Henry H. Bingham,\* R., Philadelphia.
- 2 Charles O'Neill,\* R., Philadelphia.
- 3 Samuel J. Randall,\* D., Philadelphia.
- 4 William D. Kelley,\* R., Philadelphia.
- 5 Alfred C. Harmer,\* R. Germantown.
- 6 William Ward,\* R., Chester.
- 7 William Godshalk,\* R., New Britain.
- 8 Daniel Ermentrout, D., Reading.
- 9 A. Herr Smith,\* R., Lancaster.
- 10 William Mutchler, D., Easton.
- 11 Robert Klotz,\* D., Mauch Chunk.
- 12 Joseph A. Scranton, R., Scranton.
- 13 Charles N. Brumm, R., Pottsville.
- 14 Samuel F. Barr, R., Harrisburg.
- 15 Cornelius C. Jadwin, R., Honesdalc.
- 16 Robert J. C. Walker, R., Williamsport.
- 17 Jacob M. Campbell, R., Johnstown.
- 18 Horatio G. Fisher,\* R., Huntingdon.
- 19 Frank E. Beltzhoover,\* D., Carlisle.
- 20 Andrew G. Curtin, D., Bellefonte.
- 21 Morgan R. Wise,\* D., Waynesburg.
- 22 Russell Errett,\* R., Pittsburg.
- 23 Thomas M. Bayne,\* R., Allegheny.
- 24 William S. Shallenberger,\* R., Rochester.
- 25 James Mosgrove, D., Kittanning.
- 26 Samuel H. Miller, R., Mercer.
- 27 Lewis F. Watson, R., Warren.

RHODE ISLAND.

- 1 Nelson W. Aldrich,\* R., Providence.
- 2 Jonathan Chace, R., Valley Falls.

SOUTH CAROLINA.

- 1 John S. Richardson,\* D., Sumter.
- 2 M. P. O'Connor,\* D., Charleston.
- 3 D. Wyatt Aiken,\* D., Cokesbury.
- 4 John H. Evins,\* D., Spartanburg.

- 5 George D. Tillman,\* D., Edgefield.

TENNESSEE.

- 1 A. H. Pettibone, R., Greenville.
- 2 Leonidas C. Houk,\* R., Knoxville.
- 3 George G. Dibrell,\* D., Sparta.
- 4 Benton McMillin,\* D., Carthage.
- 5 Richard Warner, D., Lewisburg.
- 6 John F. House,\* D., Clarksville.
- 7 Wash. C. Whitthorne,\* D., Columbia.
- 8 John D. C. Atkins,\* D., Paris.
- 6 Charles B. Simonton,\* D., Covington.
- 10 William R. Moore, R., Memphis.

TEXAS.

- 1 John H. Reagan,\* D., Palestine.
- 2 David B. Culberson,\* D., Jefferson.
- 3 Olin Wellborn,\* D., Dallas.
- 4 Roger Q. Mills,\* D., Corsicana.
- 5 George W. Jones,\* D. G., Bastrop.
- 6 Columbus Upson,\* D., San Antonio.

VERMONT.

- 1 Charles H. Joyee,\* R., Rutland.
- 2 James M. Tyler,\* R., Brattleboro.
- 3 William W. Grout, R., Barton.

VIRGINIA.

- 1 George F. Garrison, D., Accomac C. H.
- 2 John F. Dezendorf, R., Norfolk.
- 3 George D. Wise, D., Richmond.
- 4 Joseph Jorgensen,\* R., Petersburg.
- 5 George C. Cabell,\* D., Danville.
- 6 J. Randolph Tucker,\* D., Lexington.
- 7 John Paul, R. D., Harrisonburg.
- 8 John S. Barbour, D., Alexandria.
- 9 Abram Fulkerson, R. D., Abingdon.

WEST VIRGINIA.

- 1 Benjamin Wilson,\* D., Wilsonburg.
- 2 John Blair Hoge, D., Martinsburg.
- 3 John E. Kenna,\* D., Kanawha C. H.

WISCONSIN.

- 1 Charles G. Williams,\* R., Janesville.
- 2 Lucien B. Caswell,\* R., Fort Atkinson.
- 3 George C. Hazelton,\* R., Boscobel.
- 4 Peter V. Deuster,\* D., Milwaukee.
- 5 Edward S. Bragg,\* D., Fond du Lac.
- 6 Richard Guenther, R., Oshkosh.
- 7 Herman L. Humphrey,\* R., Hudson.
- 8 Thaddeus C. Pound,\* R., Chippewa Falls.

Total number of Representatives.....	293
Republicans.....	147
Democrats.....	136
Greenback or National Party.....	9
Independent.....	1

293

NOTE.—Of the nine National or Greenback members, six are classed as Republicans, and three as Democrats.

Members of the 46th Congress re-elected to the 47th, 187.

Delegates Elect from Territories.

- ARIZONA...Granville H. Oury, D., Florence.
- NEW MEXICO...Tranquilano Luna, R., Los Lunas.
- DAKOTA....R. F. Pettigrew, R., Sioux Falls.
- UTAH.....George Q. Cannon, D., Salt Lake.
- IDAHO.....George Ainslie, R., Idaho City.
- WASHINGTON..Thomas H. Brents, R., Walla Walla.
- MONTANA..Martin Maginnis, D., Helena.
- WYOMING.....R. E. Post, D., Cheyenne.



## COMMITTEES OF THE SENATE.—46TH CONGRESS, 1879-1881.

[The first-named Senator on each Committee is its Chairman.]

**Committee on Privileges and Elections.**

Eli Saulsbury, of Del.  
 Benjamin H. Hill, of Ga.  
 Francis Kernan, of N. Y.  
 James E. Bailey, of Tenn.  
 James L. Pugh, of Ala.  
 Zebulon B. Vance, of N. C.  
 Angus Cameron, of Wis.  
 George F. Hoar, of Mass.  
 John A. Logan, of Ill.

**Foreign Relations.**

William W. Eaton, of Conn.  
 John W. Johnston, of Va.  
 J. T. Morgan, of Ala.  
 Benjamin H. Hill, of Ga.  
 George H. Pendleton, of O.  
 Hannibal Hamlin, of Me.  
 Roscoe Conkling, of N. Y.  
 S. J. Kirkwood, of Iowa.  
 Matt. H. Carpenter, of Wis.

**Finance.**

Thomas F. Bayard, of Del.  
 Francis Kernan, of N. Y.  
 William A. Wallace, of Pa.  
 D. W. Voorhees, of Ind.  
 James B. Beck, of Ky.  
 Justin S. Morrill, of Vt.  
 Thomas W. Ferry, of Mich.  
 John P. Jones, of Nev.  
 William B. Allison, of Iowa.

**Appropriations.**

Henry G. Davis, of W. Va.  
 Robert E. Withers, of Va.  
 James B. Beck, of Ky.  
 William A. Wallace, of Pa.  
 William W. Eaton, of Conn.  
 William Windom, of Minn.  
 William B. Allison, of Iowa.  
 James G. Blaine, of Me.  
 Newton Booth, of Cal.

**Commerce.**

Matthow W. Ransom, of N. C.  
 Theo. F. Randolph, of N. J.  
 Frank Hereford, of W. Va.  
 Richard Coke, of Texas.  
 James T. Farley, of Cal.  
 Roscoe Conkling, of N. Y.  
 Samuel J. R. McMillan, of Minn.  
 John P. Jones, of Nev.  
 H. P. Baldwin, of Mich.

**Manufactures.**

L. F. Grover, of Oregon.  
 J. R. McPherson, of N. J.  
 John S. Williams, of Ky.  
 Edward H. Rollins, of N. H.  
 Henry L. Dawes, of Mass.

**Agriculture.**

John W. Johnston, of Va.  
 Henry G. Davis, of W. Va.  
 Joseph E. Brown, of Ga.  
 James H. Slater, of Oregon.  
 Algernon S. Paddock, of Neb.  
 William Sharon, of Nev.  
 Henry W. Blair, of N. H.

**Military Affairs.**

Theo. F. Randolph, of N. J.  
 Francis M. Cockrell, of Mo.  
 Samuel B. Maxey, of Texas.  
 L. F. Grover, of Oregon.  
 Wade Hampton, of S. C.  
 Ambrose E. Burnside, of R. I.  
 P. B. Plumb, of Kansas.  
 J. D. Cameron, of Pa.  
 John A. Logan, of Ill.

**Naval Affairs.**

J. R. McPherson, of N. J.  
 William Pinkney Whyte, of Md.  
 Charles W. Jones, of Fla.  
 Zebulon B. Vance, of N. C.  
 James T. Farley, of Cal.  
 Henry B. Anthony, of R. I.  
 James G. Blaine, of Me.  
 J. D. Cameron, of Pa.  
 T. W. Ferry, of Mich.

**The Judiciary.**

Allen G. Thurman, of O.  
 Joseph E. McDonald, of Ind.  
 Thomas F. Bayard, of Del.  
 A. H. Garland, of Ark.  
 L. Q. C. Lamar, of Miss.  
 David Davis, of Ill.  
 George F. Edmunds, of Vt.  
 Roscoe Conkling, of N. Y.  
 Matt. H. Carpenter, of Wis.

**Post-Offices and Post-Roads.**

Samuel B. Maxey, of Tex.  
 Eli Saulsbury, of Del.  
 James E. Bailey, of Tenn.  
 James L. Pugh, of Ala.  
 James T. Farley, of Cal.  
 James B. Groome, of Md.  
 Thomas W. Ferry, of Mich.  
 Hannibal Hamlin, of Me.  
 S. J. Kirkwood, of Iowa.

**Public Lands.**

Joseph E. McDonald, of Ind.  
 Charles W. Jones, of Fla.  
 L. F. Grover, of Oregon.  
 J. R. McPherson, of N. J.  
 J. D. Walker, of Ark.  
 P. B. Plumb, of Kan.  
 Algernon S. Paddock, of Neb.  
 Newton Booth, of Cal.  
 N. P. Hill, of Col.

**Private Land-Claims.**

George F. Edmunds, of Vt.  
 Wm. B. Allison, of Iowa.  
 William Windom, of Minn.  
 David Davis, of Ill.  
 Benjamin F. Jonas, of La.

**Indian Affairs.**

Richard Coke, of Tex.  
 George H. Pendleton, of O.  
 J. D. Walker, of Ark.  
 James H. Slater, of Oregon.  
 John S. Williams, of Ky.  
 William B. Allison, of Iowa.  
 John J. Ingalls, of Kan.  
 A. Saunders, of Neb.  
 John A. Logan, of Ill.

**Pensions.**

Robert E. Withers, of Va.  
 J. R. McPherson, of N. J.  
 James B. Groome, of Md.  
 Wilkinson Call, of Fla.  
 Joseph E. Brown, of Ga.  
 H. W. Blair, of N. H.  
 S. J. Kirkwood, of Iowa.  
 W. P. Kellogg, of La.  
 Orville H. Platt, of Conn.

**Revolutionary Claims.**

Henry B. Anthony, of R. I.  
 Henry L. Dawes, of Mass.  
 Samuel J. R. McMillan, of Minn.  
 Charles W. Jones, of Fla.  
 Benjamin H. Hill, of Ga.

**Claims.**

Francis M. Cockrell, of Mo.  
 Frank Hereford, of W. Va.  
 I. G. Harris, of Tenn.  
 James B. Groome, of Md.  
 James L. Pugh, of Ala.  
 Samuel J. R. McMillan, of Minn.  
 Angus Cameron, of Wis.  
 Henry M. Teller, of Col.  
 George F. Hoar, of Mass.

**District of Columbia.**

I. G. Harris, of Tenn.  
 Wm. Pinkney Whyte, of Md.  
 Robert E. Withers, of Va.  
 M. C. Butler, of S. C.  
 Zebulon B. Vance, of N. C.  
 John J. Ingalls, of Kan.  
 E. H. Rollins, of N. H.  
 Algernon S. Paddock, of Neb.  
 Samuel J. R. McMillan, of Minn.

**Patents.**

Francis Kernan, of N. Y.  
 Richard Coke, of Texas.  
 James H. Slater, of Oregon.  
 Wilkinson Call, of Fla.  
 Newton Booth, of Cal.  
 George F. Hoar, of Mass.  
 Orville H. Platt, of Conn.

## COMMITTEES OF THE SENATE.—Continued.

**Territories.**

A. H. Garland, of Ark.  
M. C. Butler, of S. C.  
George G. Vest, of Mo.  
Jas. H. Slater, of Oregon.  
A. Saunders, of Nebraska.  
W. P. Kellogg, of Louisiana.  
John A. Logan, of Illinois.

**Railroads.**

L. Q. C. Lamar, of Miss.  
Matt. W. Ransom, of N. C.  
Wm. W. Eaton, of Conn.  
L. F. Grover, of Oregon.  
John S. Williams, of Ky.  
Geo. H. Pendleton, of Ohio.  
Benj. F. Jonas, of La.  
Henry L. Dawes, of Mass.  
H. M. Teller, of Colorado.  
A. Saunders, of Neb.  
Wm. Windom, of Minn.

**Mines and Mining.**

Frank Hereford, of W. Va.  
Wade Hampton, of S. C.  
George G. Vest, of Mo.  
James T. Farley, of Cal.  
J. D. Cameron, of Penn.  
P. B. Plumb, of Kansas.  
N. P. Hill, of Colorado.

**Revision of the Laws.**

William A. Wallace, of Pa.  
Francis Kernan, of N. Y.  
David Davis, of Ill.  
George F. Hoar, of Mass.  
Samuel J. R. McMillan, of Minn.

**Education and Labor.**

James E. Bailey, of Tenn.  
Samuel B. Maxey, of Texas.  
Theo. F. Randolph, of N. J.  
L. Q. C. Lamar, of Miss.  
Joseph E. Brown, of Ga.  
A. E. Burnside, of R. I.  
Justin S. Morrill, of Vt.  
Blanche K. Bruce, of Miss.  
H. W. Blair, of N. H.

**Civil Service and Retrenchment.**

M. C. Butler, of S. C.  
William Pinkney Whyte, of Md.  
James B. Beck, of Ky.  
J. D. Walker, of Ark.  
Henry M. Teller, of Col.  
E. H. Rollins, of N. H.  
H. P. Baldwin, of Mich.

**To Audit and Control the Contingent Expenses of the Senate.**

Benjamin H. Hill, of Ga.  
Henry G. Davis, of W. Va.  
John P. Jones, of Nevada.

**Engrossed Bills.**

Roscoe Conkling, of N. Y.  
John P. Jones, of Nev.  
Robert E. Withers, of Va.

**Rules.**

J. T. Morgan, of Ala.  
Francis M. Cockrell, of Mo.  
W. A. Wallace, of Pa.  
James G. Blaine, of Me.  
George F. Edmunds, of Vt.

**JOINT COMMITTEES.****On Enrolled Bills.**

Zebulon B. Vance, of N. C.  
Wilkinson Call, of Fla.  
E. H. Rollins, of N. H.

**On Public Printing.**

William Pinkney Whyte, of Md.  
Matt. W. Ransom, of N. C.  
Henry B. Anthony, of R. I.

**On the Library.\***

D. W. Voorhees, of Ind.  
Matt. W. Ransom, of N. C.  
George F. Edmunds, of Vt.

**Public Buildings and Grounds.\***

Charles W. Jones, of Fla.  
Eli Saulsbury, of Del.  
George G. Vest, of Mo.  
Henry L. Dawes, of Mass.  
Justin S. Morrill, of Vt.

**SELECT COMMITTEES.****Improvement of the Mississippi River and its Tributaries.**

Benjamin F. Jonas, of La.  
Francis M. Cockrell, of Mo.  
I. G. Harris, of Tenn.  
L. Q. C. Lamar, of Miss.  
James G. Blaine, of Me.  
W. P. Kellogg, of La.  
B. K. Bruce, of Miss.

**Transportation Routes to the Seaboard.**

James B. Beck, of Ky.  
John W. Johnston, of Va.  
D. W. Voorhees, of Ind.  
Wade Hampton, of S. C.  
Henry W. Blair, of N. H.  
J. D. Cameron, of Pa.  
William Windom, of Minn.

**To Examine the Several Branches of the Civil Service.**

George G. Vest, of Mo.  
William W. Eaton, of Conn.  
Joseph E. Brown, of Ga.  
John A. Logan, of Ill.  
Hannibal Hamlin, of Me.

**Election of President and Vice-President.**

J. T. Morgan, of Ala.  
Thomas F. Bayard, of Del.  
Allen G. Thurman, of O.  
John W. Johnston, of Va.  
A. H. Garland, of Ark.  
David Davis, of Ill.  
George F. Edmunds, of Vt.  
Roscoe Conkling, of N. Y.  
Henry M. Teller, of Col.

**To Make Provision for Taking the Tenth Census.**

George H. Pendleton, of O.  
John T. Morgan, of Ala.  
Francis Kernan, of N. Y.  
I. G. Harris, of Tenn.  
David Davis, of Ill.  
Justin S. Morrill, of Vt.  
Angus Cameron, of Wis.

**On Epidemic Diseases.**

I. G. Harris, of Tenn.  
L. Q. C. Lamar, of Miss.  
A. H. Garland, of Ark.  
Benjamin F. Jonas, of La.  
Algernon S. Paddock, of Neb.  
William Sharon, of Nev.  
Orville H. Platt, of Conn.

**To Inquire Into Alleged Frauds in the Late Elections.**

William A. Wallace, of Pa.  
James E. Bailey, of Tenn.  
A. H. Garland, of Ark.  
J. E. McDonald, of Ind.  
Francis Kernan, of N. Y.  
Henry M. Teller, of Col.  
George F. Hoar, of Mass.  
H. W. Blair, of N. H.  
S. J. Kirkwood, of Iowa.

**To Inquire Into Claims of Citizens of the United States Against Nicaragua.**

Hannibal Hamlin, of Me.  
Roscoe Conkling, of N. Y.  
S. J. Kirkwood, of Iowa.  
William W. Eaton, of Conn.  
John T. Morgan, of Ala.

**To Investigate the Freedmen's Savings and Trust Company.**

Blanche K. Bruce, of Miss.  
Angus Cameron, of Wis.  
Joseph E. Brown, of Ga.  
Robert E. Withers, of Va.  
A. H. Garland, of Ark.

\* This committee has power to act concurrently with the same committee of the House of Representatives.



COMMITTEES OF THE SENATE.—*Continued.*

**On Presence of Heads of Departments in Congress.**

George H. Pendleton, of O.  
D. W. Voorhees, of Ind.  
Thomas F. Bayard, of Del.  
M. C. Butler, of S. C.  
James T. Farley, of Cal.  
Roscoe Conkling, of N. Y.  
William B. Allison, of Iowa.  
James G. Blaine, of Me.  
John J. Ingalls, of Kansas.  
Orville H. Platt, of Conn.

**Additional Accommodations for the Library of Congress.**

Daniel W. Voorhees, of Ind.  
Francis Kernan, of N. Y.  
Justin S. Morrill, of Vt.

**On the Yorktown Centennial Celebration.**

J. W. Johnston, of Va.  
Edward H. Rollins, of N. H.

Henry L. Dawes, of Mass.  
Henry B. Anthony, of R. I.  
Francis Kernan, of N. Y.  
Theo. F. Randolph, of N. J.  
William W. Eaton, of Conn.  
William A. Wallace, of Pa.  
William P. Whyte, of Md.  
Matt. W. Ransom, of N. C.  
Manning C. Butler, of S. C.  
Benjamin H. Hill, of Ga.  
Thomas F. Bayard, of Del.

**COMMITTEES OF THE HOUSE.—45TH CONGRESS, 1879-81.**

The first-named Representative on each Committee is its Chairman.

**Committee on Elections.**

Wm. M. Springer, of Ill.  
Van H. Manning, of Miss.  
Alvah A. Clark, of N. J.  
Emory Speer, of Ga.  
Walp. G. Colerick, of Ind.  
R. F. Armfield, of N. C.  
Fr. E. Beltzhoover, of Pa.  
Samuel L. Sawyer, of Mo.  
Elijah C. Phister, of Ky.  
J. Warren Keifer, of O.  
John H. Camp, of N. Y.  
Wm. H. Calkins, of Ind.  
Walbridge A. Field, of Mass.  
Edward Overton, Jr., of Pa.  
James B. Weaver, of Ia.

**Ways and Means.**

Fernando Wood, of N. Y.  
John Rand. Tucker, of Va.  
Randall L. Gibson, of La.  
James Phelps, of Conn.  
William R. Morrison, of Ill.  
R. Q. Mills, of Tex.  
John G. Carlisle, of Ky.  
William H. Felton, of Ga.  
William McKinley, Jr., of O.  
William D. Kelly, of Pa.  
Omar D. Conger, of Mich.  
William P. Frye, of Maine.  
Mark H. Dunnell, of Minn.

**Appropriations.**

J. D. C. Atkins, of Tenn.  
James H. Blount, of Ga.  
Otho R. Singleton, of Miss.  
Hiester Clymer, of Pa.  
Joseph C. S. Blackburn, of Ky.  
Erastus Wells, of Mo.  
Thomas R. Cobb, of Ind.  
William H. Forney, of Ala.  
John A. McMahan, of O.  
John H. Baker, of Ind.  
James Monroe, of O.  
Joseph R. Hawley, of Conn.  
Jay A. Hubbell, of Mich.  
Joseph G. Cannon, of Ill.  
Frank Hiscock, of N. Y.

**Banking and Currency.**

Aylett H. Buckner, of Mo.  
Thomas Ewing, of O.

Joseph J. Davis, of N. C.  
Casey Young, of Tenn.  
N. M. Clements, of Ala.  
William Lounsbury, of N. Y.  
George W. Ladd, of Me.  
S. B. Chittenden, of N. Y.  
Greenbury L. Fort, of Ill.  
Hiram Price, of Ia.  
William W. Crapo, of Mass.

**Pacific Railroad.**

Robert M. McLane, of Md.  
J. R. Chalmers, of Miss.  
Archibald M. Bliss, of N. Y.  
John B. Clark, Jr., of Mo.  
Henry L. Dickey, of O.  
E. John Ellis, of La.  
Benj. F. Martin, of W. Va.  
Olin Wellborn, of Tex.  
Alfred C. Harmer, of Pa.  
James B. Belford, of Col.  
John S. Newberry, of Mich.  
John M. Bailey, of N. Y.  
Benjamin Butterworth, of O.

**Claims.**

John M. Bright, of Tenn.  
Henry L. Dickey, of O.  
Robert H. M. Davidson, of Fla.  
James W. Covert, of N. Y.  
M. P. O'Connor, of S. C.  
Lowndes H. Davis, of Mo.  
William J. Samford, of Ala.  
Stephen D. Lindsey, of Me.  
Hiram Barber, Jr., of Ill.  
Sel. Z. Bowman, of Mass.  
Richard Crowley, of N. Y.  
W. J. Colerick, of Ind.  
Samuel L. Sawyer, of Mo.  
Thomas Updegraff, of Iowa.  
R. G. Horr, of Mich.

**Commerce.**

John H. Reagan, of Tex.  
Arch M. Bliss, of N. Y.  
Miles Ross, of N. J.  
John E. Kenna, of W. Va.

Robert M. McLane, of Md.  
Thomas Turner, of Ky.  
Joseph H. Acklen, of La.  
R. L. T. Beale, of Va.  
Peter V. Deuster, of Wis.  
Martin L. Clardy, of Mo.  
Charles O'Neill, of Pa.  
John T. Wait, of Conn.  
Thomas J. Henderson, of Ill.  
Amos Townsend, of O.  
William A. Russell, of Mass.

**Public Lands.**

George L. Converse, of O.  
Hendrick B. Wright, of Pa.  
Poindexter Dunn, of Ark.  
James A. McKenzie, of Ky.  
Thomas Williams, of Ala.  
Noble A. Hull, of Fla.  
C. P. Berry, of Cal.  
John H. Ketcham, of N. Y.  
Thomas Ryan, of Kan.  
William F. Sapp, of Ia.  
Wm. D. Washburn, of Minn.  
G. G. Bennett, of Dak.

**Post-Office and Post-Roads.**

H. D. Money, of Miss.  
Alvah A. Clark, of N. J.  
Philip Cook, of Ga.  
John H. Evans, of S. C.  
James W. Singleton, of Ill.  
Charles M. Shelley, of Ala.  
G. W. Jones, of Tex.  
John H. Ketcham, of N. Y.  
Charles H. Joyce, of Vt.  
John W. Stone, of Mich.  
Henry H. Bingham, of Pa.  
T. H. Brents, of Wash.

**District of Columbia.**

Eppa Hunton, of Va.  
Eli J. Henkle, of Md.  
William F. Slemmons, of Ark.  
Edward L. Martin, of Del.  
William J. Samford, of Ala.

COMMITTEES OF THE HOUSE.—*Continued.*

Robert Klotz, of Pa.  
Henry S. Neal, of O.  
Warner Miller, of N. Y.  
Wm. Heilman, of Ind.  
Nels. W. Aldrich, of R. I.  
Geo. C. Hazelton, of Wis.

**The Judiciary.**

J. Proctor Knott, of Ky.  
John T. Harris, of Va.  
David B. Culberson, of Tex.  
Frank H. Hurd, of O.  
John F. House, of Tenn.  
John W. Ryon, of Pa.  
Hilary A. Herbert, of Ala.  
Jeptha D. New, of Ind.  
N. J. Hammond, of Ga.  
Elb'ge G. Lapham, of N. Y.  
Geo. D. Robinson, of Mass.  
Thomas B. Reed, of Me.  
Ezra B. Taylor, of O.  
Chas. G. Williams, of Wis.  
Edwin Willits, of Mich.

**War Claims.**

Edward S. Bragg, of Wis.  
E. W. Robertson, of La.  
Gibson Atherton, of O.  
Gid'n F. Rothwell, of Mo.  
Philip B. Thompson, Jr., of Ky.  
C. B. Simonton, of Tenn.  
Cyrus C. Carpenter, of Ia.  
John W. Ferdon, of N. Y.  
James M. Tyler, of Vt.  
Thomas M. Bayne, of Pa.  
Calvin Cowgill, of Ind.

**Public Expenditures.**

Ebenezer B. Finley, of O.  
Van H. Manning, of Miss.  
Joseph J. Davis, of N. C.  
Geo. D. Tillman, of S. C.  
C. B. Simonton, of Tenn.  
Fr'k E. Beltzhoover, of Pa.  
Charles H. Joyce, of Vt.  
Lewis A. Brigham, of N. J.  
R. Pacheco, of Cal.  
A. Herr Smith, of Pa.  
D. L. Russell, of N. C.

**Agriculture.**

James W. Covert, of N. Y.  
D. Wyatt Aiken, of S. C.  
Walter L. Steele, of N. C.  
Geo. G. Dibrell, of Tenn.  
Daniel M. Henry, of Md.  
Benj. Le Fevre, of O.  
Jas. B. Richmond, of Va.  
Henry Persons, of Ga.  
Wm. H. Hatch of Mo.  
Jonas H. McGowan, of Mich.  
David Wilbur, of N. Y.  
Ed. K. Valentine, of Neb.  
William Godshalk, of Pa.  
John A. Anderson, of Kan.  
Albert P. Forsythe, of Ill.  
S. W. Downey, of Wyoming.

**Private Land-Claims.**

Thomas M. Gunter, of Ark.  
Benj. F. Martin, of W. Va.  
John W. Caldwell, of Ky.  
H. L. Muldrow, of Miss.  
Adlai E. Stevenson, of Ill.  
William R. Myers, of Ind.  
John I. Mitchell, of Pa.  
Amasa Norcross, of Mass.  
Julius C. Burrows, of Mich.  
Charles H. Voorhis, of N. J.  
R. Pacheco, of Cal.

**Manufactures.**

Morgan R. Wiso, of Pa.  
R. L. T. Beale, of Va.  
John C. Nicholls, of Ga.  
Hezekiah B. Smith, of N. J.  
John S. Richardson, of S. C.  
R. L. Taylor, of Tenn.  
Wm. M. Lowe, of Ala.  
Joshua G. Hall, of N. H.  
Roswell G. Horr, of Mich.  
John Hammond, of N. Y.  
Moses A. McCoid, of Ia.

**Indian Affairs.**

Alfred M. Seales, of N. C.  
C. E. Hooker, of Miss.  
Thos. M. Gunter, of Ark.  
James R. Waddill, of Mo.  
Henry Poehler, of Minn.  
John Whiteaker, of Ore.  
Olin Wellborn, of Tex.  
Russell Errett, of Pa.  
Nathn'l C. Deering, of Ia.  
Thad. C. Pound, of Wis.  
Dudley C. Haskell, of Kan.  
Geo. Ainslee, of Idaho Territory.

**Military Affairs.**

Wm. A. J. Sparks, of Ill.  
Geo. G. Dibrell, of Tenn.  
Edward S. Bragg, of Wis.  
Joseph E. Johnston, of Va.  
William E. Smith, of Ga.  
Benj. Le Fevre, of O.  
Columbus Upson, of Tex.  
Harry White, of Pa.  
Anson G. McCook, of N. Y.  
Benj. F. Marsh, of Ill.  
Thos. M. Browne, of Ind.  
Martin Maginnis, of Montana.

**The Militia.**

Miles Ross, of N. J.  
Alfred M. Seales, of N. C.  
Eli J. Henkle, of Md.  
Thomas Turner, of Ky.  
Emory Speer, of Ga.  
James O'Brien, of N. Y.  
Samuel B. Diek, of Pa.  
Rollin M. Daggett, of Nev.  
Robt. M. A. Hawk, of Ill.  
A. B. James, of N. Y.

**Naval Affairs.**

W. C. Whitthorne, of Tenn.  
John Goode, of Va.  
Leopold Morse, of Mass.  
J. B. Elam, of La.  
Robert H. M. Davidson, of Fla.  
J. Fred'k C. Talbott, of Md.  
James O'Brien, of N. Y.  
Benj. W. Harris, of Mass.  
Alfred C. Harner, of Pa.  
James F. Briggs, of N. H.  
Mark S. Brewer, of Mich.

**Foreign Affairs.**

Samuel S. Cox, of N. Y.  
Benj. Wilson, of W. Va.  
Geo. A. Bicknell, of Ind.  
J. Floyd King, of La.  
John C. Nicholls, of Ga.  
Thos. H. Herndon, of Ala.  
William D. Hill, of O.  
John W. Killinger, of Pa.  
Wm. W. Rice, of Mass.  
Levi P. Morton, of N. Y.  
Geo. M. Robeson, of N. J.

**The Territories.**

H. L. Muldrow, of Miss.  
Jordan E. Cravens, of Ark.  
Gabriel Bouek, of Wis.  
Nicholas Muller, of N. Y.  
Benj. F. Martin, of W. Va.  
R. Graham Frost, of Mo.  
Reub. K. Bachman, of Pa.  
Herman L. Humphrey, of Wis.  
William Aldrich, of Ill.  
Thomas L. Young, of O.  
Samuel B. Diek, of Pa.  
Geo. Q. Cannon, of Utah.

**Revolutionary Pensions.**

John Whiteaker, of Ore.  
Richard P. Bland, of Mo.  
George C. Cabell, of Va.  
Geo. G. Dibrell, of Tenn.  
Jas. W. Singleton, of Ill.  
John W. Ryon, of Pa.  
Geo. L. Converse, of O.  
Fred'k Miles, of Conn.  
J. Seoville, of N. Y.  
Edw'd H. Gillette, of Ia.

**Invalid Pensions.**

Alex'r H. Coffroth, of Pa.  
John W. Caldwell, of Ky.  
Ab'm J. Hostetler, of Ind.  
Henry Persons, of Ga.  
Wm. H. Hatch, of Mo.  
R. L. Taylor, of Tenn.  
Geo. C. Hazelton, of Wis.  
George R. Davis, of Ill.  
J. T. Updegraff, of O.  
N. M. Clements, of Ala.  
Joseph Mason, of N. Y.  
Thomas Ewing, of O.  
Columbus Upson, of Texas.  
W. A. Field, of Mass.



## COMMITTEES OF THE HOUSE—Continued.

**Railways and Canals.**

George C. Cabell, of Va.  
 Charles M. Shelley, of Ala.  
 William Kimmel, of Md.  
 William F. Slemmons, of Ark.  
 Morgan R. Wise, of Pa.  
 Oscar Turner, of Ky.  
 Daniel O'Reilly, of N. Y.  
 Horatio G. Fisher, of Pa.  
 John L. Blake, of N. J.  
 L. C. Houk, of Tenn.  
 Nicholas Ford, of Mo.

**Mines and Mining.**

Adlai E. Stevenson, of Ill.  
 Joseph H. Acklen, of La.  
 R. F. Armfield, of N. C.  
 A. J. Warner, of O.  
 James R. Waddill, of Mo.  
 Robert Klotz, of Pa.  
 C. P. Berry, of Cal.  
 George M. Robeson, of N. J.  
 John I. Mitchell, of Pa.  
 Milton G. Urner, of Md.  
 Edwin Einstein, of N. Y.  
 John G. Campbell, of Arizona.  
 W. G. Thompson, of Iowa.  
 J. B. Belford, of Col.

**Education and Labor.**

John Goode, of Va.  
 Albert S. Willis, of Ky.  
 George D. Tillman, of S. C.  
 Benton McMillin, of Tenn.  
 Waldo Hutchins, of N. Y.  
 Latimer W. Ballou, of R. I.  
 Bradley Barlow, of Vt.  
 J. H. Osmer, of Pa.  
 Henry Van Aernam, of N. Y.  
 Horace F. Page, of Cal.  
 J. F. Philips, of Mo.

**Revision of the Laws.**

John T. Harris, of Va.  
 John B. Clark, Jr., of Mo.  
 Richard W. Townshend, of Ill.  
 George W. Geddes, of O.  
 John S. Richardson, of S. C.  
 Benton McMillin, of Tenn.  
 William M. Lowe, of Ala.  
 Godlove S. Orth, of Ind.  
 John R. Thomas, of Ill.  
 Milton G. Urner, of Md.  
 Edward H. Gillette, of Ia.

**Coinage, Weights and Measures.**

Alex. H. Stephens, of Ga.  
 Robert B. Vance, of N. C.  
 E. John Ellis, of La.  
 Richard P. Bland, of Mo.  
 Albert S. Willis, of Ky.  
 A. J. Warner, of O.  
 Gilbert De La Matyr, of Ind.  
 William Claflin, of Mass.

Walter A. Wood, of N. Y.  
 Horatio G. Fisher, of Pa.  
 Horace Davis, of Cal.  
 M. A. Otero, of New Mex.

**Patents.**

Robert B. Vance, of N. C.  
 William E. Smith, of Ga.  
 D. Wyatt Aikin, of S. C.  
 Rich'd W. Townshend, of Ill.  
 Reuben K. Bachman, of Pa.  
 J. Fred'k C. Talbott, of Md.  
 Hezekiah B. Smith, of N. J.  
 William Ward, of Pa.  
 Lucien B. Caswell, of Wis.  
 Latimer W. Ballou, of R. I.  
 Jere. W. Dwight, of N. Y.

**Public Buildings and Grounds.**

Philip Cook, of Ga.  
 Casey Young, of Tenn.  
 James A. McKenzie, of Ky.  
 William Kimmel, of Md.  
 Gibson Atherton, of O.  
 W. H. Kitchin, of N. C.  
 Thompson H. Murch, of Me.  
 Thomas L. Young, of O.  
 Joseph Jorgensen, of Va.  
 John H. Starin, of N. Y.  
 Wm. S. Shallenberger, of Pa.

**Accounts.**

Daniel M. Henry, of Md.  
 Leopold Morse, of Mass.  
 Edward L. Martin, of Del.  
 Thomas A. Boyd, of Ill.  
 A. Herr Smith, of Pa.  
 M. P. O'Connor, of S. C.  
 Horace Davis, of Cal.

**Mileage.**

Thomas R. Cobb, of Ind.  
 J. Proctor Knott, of Ky.  
 R. Q. Mills, of Texas.  
 Simeon B. Chittenden, of N. Y.  
 Edward Overton, Jr., of Pa.

**Expenditures in the Department of State.**

Hiester Clymer, of Pa.  
 Thomas H. Herndon, of Ala.  
 J. Floyd King, of La.  
 R. Graham Frost, of Mo.  
 John S. Newberry, of Mich.  
 Bradley Barlow, of Vt.  
 Richard Crowley, of N. Y.

**Expenditures in the Treasury Department.**

William H. Forney, of Ala.  
 John Randolph Tucker, of Va.  
 Aylett H. Buckner, of Mo.

John H. Reagan, of Texas.  
 William D. Hill, of O.  
 Waldo Hutchins, of N. Y.  
 Charles O'Neill, of Pa.  
 James B. Weaver, of Ia.  
 John H. Starin, of N. Y.

**Expenditures in the War Department.**

Jos. C. J. Blackburn, of Ky.  
 William H. Felton, of Ga.  
 Erastus Wells, of Mo.  
 G. W. Jones, of Texas.  
 Harry White, of Pa.  
 Amasa Norcross, of Mass.  
 Robert M. A. Hawk, of Ill.

**Expenditures in the Navy Department.**

Rich'd W. Townshend, of Ill.  
 James Phelps, of Conn.  
 W. H. Kitchin, of N. C.  
 Noble A. Hull, of Fla.  
 Walter A. Wood, of N. Y.  
 Stephen D. Lindsey, of Me.  
 Horace Davis, of Cal.

**Expenditures in the Post-Office Department.**

George W. Ladd, of Me.  
 H. D. Money, of Miss.  
 William A. J. Sparks, of Ill.  
 Henry Poehler, of Minn.  
 John L. Blake, of N. J.  
 Ed. K. Valentine, of Neb.  
 Henry H. Bingham, of Pa.

**Expenditures in the Interior Department.**

Nicholas Muller, of N. Y.  
 W. C. Whitthorne, of Tenn.  
 Martin L. Clardy, of Mo.  
 Thomas Williams, of Ala.  
 Gilbert De La Matyr, of Ind.  
 Joseph Jorgensen, of Va.  
 Julius C. Burrows, of Mich.

**Expenditures on Public Buildings.**

Peter V. Deuster, of Wis.  
 John M. Bright, of Tenn.  
 Hilary A. Herbert, of Ala.  
 Daniel O'Reilly, of N. Y.  
 Nicholas Ford, of Mo.  
 Albert P. Forsythe, of Ill.  
 Seth H. Yocum, of Pa.

**Expenditures in the Department of Justice.**

James H. Blount, of Ga.  
 David B. Culberson, of Tex.  
 William M. Springer, of Ill.  
 Frank H. Hurd, of O.  
 Jephtha D. New, of Ind.

COMMITTEES OF THE HOUSE.—*Concluded.*

Elijah C. Phister, of Ky.  
Lowndes H. Davis, of Mo.  
Horace F. Page, of Cal.  
Edwin Einstein, of N. Y.  
Wm. S. Shallenberger, of Pa.  
J. F. Phillips, of Mo.

**Levees and Improvement of the Mississippi River.**

E. W. Robertson, of La.  
J. R. Chalmers, of Miss.  
Joseph E. Johnston, of Va.  
Oscar Turner, of Ky.  
W. R. Myers, of Ind.  
John H. Evins, of S. C.  
Poindexter Dunn, of Ark.  
Thomas M. Bayne, of Pa.  
Thomas A. Boyd, of Ill.  
H. L. Humphrey, of Wis.  
Cyrus D. Prescott, of N. Y.  
Randall L. Gibson, of La.  
Benjamin W. Harris, of Mass.

**JOINT COMMITTEES.****\*On Printing.**

Otho R. Singleton, of Miss.  
Benjamin Wilson, of W. Va.  
Philip C. Hayes, of Ill.

**\*On Enrolled Bills.**

John E. Kenna, of W. Va.  
Alexander H. Coffroth, of Pa.  
William Ward, of Pa.  
William Aldrich, of Ill.  
David Wilbur, of N. Y.  
Columbus Upson, of Tex.  
W. G. Thompson, of Iowa.

**\*On the Library.**

George W. Geddes, of O.  
James B. Richmond, of Va.  
William Claflin, of Mass.

**\*Select Committee on Additional Accommodations for the Library of Congress.**

George W. Geddes, of O.  
Philip Cook, of Ga.  
William Claflin, of Mass.

**On the Census.**

Samuel S. Cox, of N. Y.  
C. E. Hooker, of Miss.  
J. B. Elam, of La.  
Ebenezer B. Finley, of O.  
Walpole G. Colerick, of Ind.  
P. B. Thompson, Jr., of Ky.  
Gideon F. Rothwell, of Mo.  
George B. Loring, of Mass.  
Jona. Scoville, of N. Y.  
Rollin M. Daggett, of Nev.  
John C. Sherwin, of Ill.

**On Rules.**

The Speaker.  
Alex'r H. Stephens, of Ga.  
Jos. C. S. Blackburn, of Ky.  
William P. Frye, of Me.  
Omar D. Conger, of Mich.

**SELECT COMMITTEES.****Reform in the Civil Service.**

Abm. J. Hostetler, of Ind.  
Jordan E. Cravens, of Ark.  
John F. House, of Tenn.  
John E. Kenna, of W. Va.  
M. P. O'Connor, of S. C.  
Samuel L. Sawyer, of Mo.  
N. J. Hammond, of Ga.  
Philip C. Hayes, of Ill.  
George C. Hazelton, of Wis.  
Benjamin Butterworth, of O.  
David P. Richardson, of N. Y.

**Ventilation of the Hall.**

William Kimmel, of Md.  
Jas W. Covert, of N. Y.  
John G. Carlisle, of Ky.  
John A. McMahon, of O.  
John W. Stone, of Mich.  
Wm. D. Kelley, of Pa.  
Geo. B. Loring, of Mass.

**Depression of Labor.**

Hendrick B. Wright, of Pa.  
Henry L. Dickey, of O.  
M. P. O'Connor, of S. C.  
Thompson H. Murch, of Me.

**Special Committee on Inter-Oceanic Canal.**

J. Floyd King, of La.  
J. W. Singleton, of Ill.  
W. C. Whitthorne, of Tenn.  
B. F. Martin, of W. Va.

Oscar Turner, of Ky.  
John C. Nicholls, of Ga.  
Waldo Hutchins, of N. Y.  
Horace F. Page, of Cal.

John C. Sherwin, of Ill.  
Calvin Cowgill, of Ind.  
Jos. J. Martin, of N. C.

**On the State of the Law Respecting Ascertainment and Declaration of Result of Election of President and Vice-President.**

Geo. A. Bicknell, of Ind.  
Eppa Hunton, of Va.  
John G. Carlisle, of Ky.  
Alex'r H. Stephens, of Ga.  
Thomas Ewing, of O.  
Wm. Lounsbury, of N. Y.  
Walter L. Steele, of N. C.  
Godlove S. Orth, of Ind.  
Thomas Updegraff, of Ia.  
John Van Voorhis, of N. Y.  
Seth H. Yocum, of Pa.

**Epidemic Diseases.**

Casey Young, of Tenn.  
J. Floyd King, of Fla.  
C. E. Hooker, of Miss.  
John Goode, of Va.  
Leopold Morse, of Mass.  
A. Herr Smith, of Pa.  
J. T. Updegraff, of O.  
Henry Van Aernam, of N. Y.  
Jonas H. McGowan, of Mich.

**Alcoholic Liquor Traffic.**

Lowndes H. Davis, of Mo.  
Gabriel Bouck, of Wis.  
John C. Nicholls, of Ga.  
C. B. Simonton, of Tenn.  
Thomas Williams, of Ala.  
Mark S. Brewer, of Mich.  
Amasa Norcross, of Mass.  
Warner Miller, of N. Y.  
J. T. Updegraff, of O.

**Congressional Election in Cincinnati.**

John G. Carlisle, of Ky.  
John E. Kenna, of W. Va.  
Jephtha D. New, of Ind.  
Thos. H. Herndon, of Ala.  
Omar D. Conger, of Mich.  
Thos. M. Browne, of Ind.  
James F. Briggs, of N. H.

**Special Committee on Yorktown Celebration.**

John Goode, of Va.  
Joshua G. Hall, of N. H.  
Geo. B. Loring, of Mass.  
Nelson W. Aldrich, of R. I.  
Joseph R. Hawley, of Conn.

Nicholas Muller, of N. Y.  
Lewis A. Brigham, of N. J.  
Samuel B. Dick, of Pa.  
Edward L. Martin, of Del.  
J. F. C. Talbott, of Md.

Joseph J. Davis, of N. C.  
J. S. Richardson, of S. C.  
Henry Persons, of Ga.

\*This Committee has power to act concurrently with the same Committee of the Senate.



## EXECUTIVE MANSION.

OFFICE.	NAME.	Whence Appointed.	Date of Commission.	Salary.
President of the United States.	Rutherford B. Hayes	Ohio .....	March 4, 1877	\$50,000
Private Secretary.....	William K. Rogers..	Minnesota.....	March 4, 1877	3,500

## DEPARTMENT OF STATE.

Secretary of State.....	William M. Evarts	New York.....	March 12, 1877	8,000
Assistant Secretary.....	John Hay.....	Illinois.....	Nov. 22, 1879	3,500
Second Assistant Secretary.....	William Hunter.....	Rhode Island..	July 27, 1866	3,500
Third Assistant Secretary.....	Charles Payson....	Massachusetts..	June 11, 1878	3,500
Chief Clerk.....	Sevellon A. Brown..	New York.....	Aug. 7, 1873	2,500
Examiner of Claims.....	Henry O'Conner....	Iowa.....	Feb. 9, 1872	3,500
Chief of Consular Bureau.....	Arthur B. Wood....	Virginia.....	July 1, 1874	2,100
Chief of Indexes and Archives..	John H. Haswell....	New York.....	Aug. 7, 1873	2,100
Chief of Bureau of Accounts...	Robert C. Morgan...	New York.....	Aug. 15, 1874	2,100
Librarian.....	Theodore F. Dwight	California.....	July 1, 1875	1,800

## TREASURY DEPARTMENT.

Secretary of the Treasury.....	John Sherman.....	Ohio.....	March 8, 1877	8,000
Assistant Secretary.....	Jacob K. Upton....	New Hampshire	April 1, 1880	4,500
Assistant Secretary.....	Henry F. French....	Massachusetts..	Aug. 12, 1876	4,500
Chief Clerk of Department.....	Joseph T. Power....	Pennsylvania...	April 1, 1880	2,700
First Comptroller.....	William Lawrence..	Ohio.....	July 15, 1880	5,000
Second Comptroller.....	William W. Upton..	Oregon.....	Sept. 26, 1877	5,000
Commissioner of Customs.....	Henry C. Johnson..	Pennsylvania...	April 8, 1874	4,000
First Auditor.....	Robert M. Reynolds.	Alabama.....	April 18, 1878	3,600
Second Auditor.....	Orange Ferriss....	New York.....	May 10, 1880	3,600
Third Auditor.....	Edwin W. Keightley	Michigan.....	April 25, 1879	3,600
Fourth Auditor.....	Charles Beardsley..	Iowa.....	Aug. 2, 1879	3,600
Fifth Auditor.....	Jacob H. Ela.....	New Hampshire	Dec. 19, 1871	3,600
Sixth Auditor.....	Jacob M. McGrew...	Ohio.....	July 1, 1875	3,600
Treasurer of the United States..	James Gillfillan...	Connecticut...	June 6, 1877	6,000
Assistant Treasurer.....	Albert U. Wyman...	Nebraska.....	June 6, 1877	3,600
Register of the Treasury.....	Glenn W. Scofield..	Pennsylvania...	April 1, 1878	4,000
Comptroller of the Currency....	John Jay Knox.....	New York.....	April 24, 1872	5,000
Com'r of Internal Revenue.....	Green B. Raum.....	Illinois.....	Aug. 2, 1876	6,000
Solicitor of Internal Revenue..	Charles Chesley....	New Hampshire	Oct. 13, 1871	4,500
Solicitor of the Treasury.....	Kenneth Rayner....	North Carolina.	June 30, 1877	4,500
Director of the Mint.....	Horatio C. Burchard	Illinois.....	Feb. 22, 1879	4,500
Chief of Bureau of Engraving and Printing.....	Orsamus H. Irish...	Nebraska.....	Oct. 1, 1878	4,500
Chief of Bureau of Statistics....	Joseph Nimmo, Jr..	New York.....	Sept. 1, 1878	2,400
Supervising Architect.....	James G. Hill.....	Massachusetts..	Aug. 11, 1876	4,500
Supt. of U. S. Coast Survey.....	Carlisle P. Patterson	California.....	Feb. 17, 1874	6,000
Assistant in Charge of Office..	Julius E. Hiigard...	Illinois.....	April 1, 1873	4,200
Chairman Light-House Board...	John Rodgers.....	Dist. of Col....	June 23, 1878	
Supervising Surgeon-General...	John B. Hamilton...	Illinois.....	April 3, 1879	4,000
Supt. of Life-Saving Service....	Sumner I. Kimball..	Maine.....	July 3, 1878	4,000
Supervising Inspector-General of Steamboats.....	James A. Dumont...	New York.....	Nov. 24, 1876	3,500
Chief of Appointment Division..	Geo. N. Lamphere..	Connecticut...	April, 1879	2,500
Chief of Warrant Division.....	Wm. F. McLennan...	New York.....	April 1, 1880	2,750
Chief of Public Moneys Division	Eugene B. Daskam..	Connecticut...	May 1, 1877	2,500
Chief of Customs Division.....	Henry B. James....	New York.....	Jan. 1, 1877	2,750
Chief Int. Rev. and Navigation..	Darius Lyman.....	Ohio.....	July 1, 1875	2,500
Chief Loan and Currency Div'n.	William Fletcher...	Michigan.....	Jan. 1, 1879	2,500
Chief Revenue Marine.....	Ezra W. Clark.....	Ohio.....	July 1, 1878	2,500
Chief Stationery and Printing...	A. L. Sturtevant...	Massachusetts..	July 1, 1875	2,500

## DEPARTMENT OF THE INTERIOR.

Secretary of the Interior.....	Carl Schurz.....	Missouri.....	March 12, 1877	8,000
Assistant Secretary.....	Alonzo Bell.....	New York.....	April 9, 1877	3,500
Chief Clerk and Superintendent	George M. Lockwood	New York.....	April 10, 1877	2,700
Assistant Attorney-General.....	Jos. K. McCammon.	Pennsylvania...	May 4, 1880	5,000

## General Land Office.

Commissioner.....	Jas. A. Williamson..	Iowa.....	June 26, 1876	4,000
Chief Clerk.....	Curtis W. Holcomb.	Connecticut...	May 22, 1880	2,000

## Pension Office.

Commissioner.....	John A. Bentley....	Wisconsin.....	March 28, 1876	3,600
Deputy Commissioner.....	O. P. G. Clarke.....	Rhode Island...	July 1, 1879	2,400
Chief Clerk.....	Josiah H. Hobbs...	New Hampshire	April 16, 1879	2,000

## DEPARTMENT OF THE INTERIOR—(Continued.)

## Patent Office.

OFFICE.	NAME.	Whence Appointed.	Date of Commission.	Salary.	
Commissioner.....	Edgar M. Marble....	Michigan.....	May 1, 1880	\$4,500	
Assistant Commissioner.....	V. D. Stockbridge...	Maine.....	June 16, 1880	3,000	
Chief Clerk.....	Malcolm Seaton....	Dist. of Col'mbia	July 6, 1880	2,250	
Examiners-in-chief.....	Rufus L. B. Clarke..	Iowa.....	April 23, 1869	3,000	
		R. G. Dyrenforth....	Illinois.....	June 16, 1880	3,000
		Henry H. Bates.....	New York.....	May 1, 1877	3,000
<i>Examiners.</i>					
1. Agriculture.....	Oscar C. Fox.....	New York.....	July 1, 1873	2,400	
2. Agricultural Products.....	Wm. C. Behrens....	Pennsylvania...	Aug. 16, 1880	2,400	
3. Metallurgy, Refrigeration, and Distillation.....	Geo. P. Fisher, Jr....	Delaware.....	Aug. 1, 1878	2,400	
4. Civil Engineering.....	Benjamin W. Pond...	Maine.....	Aug. 7, 1877	2,400	
5. Fine Arts.....	William Burke.....	Wisconsin.....	Sept. 9, 1872	2,400	
6. Chemistry.....	Thomas Antisell....	Dist. of Col'mbia	May 10, 1877	2,400	
7. Harvesters and Mills.....	Edward D. Boyd....	Texas.....	Jan. 1, 1880	2,400	
8. Household.....	F. S. Williams.....	New York.....	Nov. 16, 1880	2,400	
9. Hydraulics and Pneumatics.	James E. M. Bowen.	Dist. of Col'mbia	June 17, 1880	2,400	
10. Carriages, Wagons, and Cars.	Henry P. Sanders...	New York.....	May 13, 1875	2,400	
11. Leather-working Machinery and Products.....	John P. Chapman...	Ohio.....	Nov. 16, 1875	2,400	
12. Mechanical Engineering.....	Albin Schoepf.....	Maryland.....	July 1, 1870	2,400	
13. Metal-working, Class A.....	Joseph W. Jayne....	Pennsylvania...	March 1, 1879	2,400	
14. Metal-working, Class B.....	Solon W. Stocking...	New York.....	May 1, 1876	2,400	
15. Plastics.....	Benjamin S. Hedrick	North Carolina.	July 1, 1862	2,400	
16. Philosophical.....	Frank L. Freeman...	Massachusetts..	Sept. 1, 1875	2,400	
17. Printing and Paper Manu- facturing.....	L. M. E. Cooke.....	Dist. of Col'mbia	Mar. 1, 1879	2,400	
18. Steam Engineering.....	Francis Fowler.....	New York.....	Jan. 16, 1876	2,400	
19. Calorifics, Stoves, and Lamps	Benjamin R. Catlin.	New Hampshire	June 1, 1876	2,400	
20. Builders' Hardware, Locks, and Surgery.....	A. G. Wilkinson....	Connecticut....	May 15, 1868	2,400	
21. Sewing Machines and Textile Machinery.....	William H. Appleton	New Hampshire	July 1, 1873	2,400	
22. Fire-arms, Navigation, Sig- nals, and Wood-working..	Wallace A. Bartlett.	New York.....	Dec. 1, 1875	2,400	
23. Trade-Marks and Labels.....	Franklin A. Seely...	Pennsylvania...	June 17, 1880	2,250	
24. Designs.....	Joseph B. Church...	Virginia.....	Jan. 1, 1880	2,400	
Examiner of Interferences.....	Weston Flint.....	New York.....	July 1, 1878	2,000	

## Indian Office.

Commissioner.....	R. E. Trowbridge...	Michigan.....	March 15, 1880	3,000
Chief Clerk.....	.....	.....	.....	2,000

## Bureau of Education.

Commissioner of Education.....	John Eaton.....	Tennessee.....	March 16, 1870	3,000
Chief Clerk.....	Charles Warren.....	Illinois.....	Oct. 1, 1870	1,800

## Census Office.

Superintendent.....	Francis A. Walker..	Connecticut....	April 1, 1879	5,000
Chief Clerk.....	Charles W. Seaton..	New York.....	April 12, 1879	2,000

Auditor of Railroad Accounts..	Theophilus French..	Ohio.....	July 1, 1878	5,000
Director of Geological Survey...	Clarence King.....	New York.....	April 3, 1879	6,000
Superintendent of Government Hospital for Insane.....	Wm. W. Godding....	Massachusetts..	Sept. 1, 1877	2,500
President Columbia Institution for Deaf and Dumb.....	E. M. Gallaudet.....	Connecticut....	May, 1857	4,000 & house.
Architect U.S. Capitol Extension	Edward Clark.....	Pennsylvania...	Aug. 30, 1865	4,500



## WAR DEPARTMENT.

OFFICE.	NAME.	Whence Appointed.	Date of Commission.		Salary.
Secretary of War.....	Alexander Ramsey	Minnesota .....	Dec.	10, 1879	\$8,000
Chief Clerk.....	H. T. Crosby.....	Pennsylvania...	July	25, 1872	2,500
Adjutant-General .....	{ Brig. Gen. Richard } C. Drum.....	Pennsylvania...	June	15, 1880	5,500
Assistant Adjutant-General.....	{ Col. John C. Kelton } R. P. Thian.....	Military Acad'y New York.....	June July	15, 1880 1, 1871	4,500 2,000
Inspector-General .....	{ Brig. Gen. Delos B. } Sacket .....	Military Acad'y.	Jan.	10, 1881	5,500
Quartermaster-General .....	{ Brig. Gen. Mont- } gomery C. Meigs }	Military Acad'y.	May	15, 1861	5,500
Chief Clerk.....	George K. Finckel ..	Dist. of Col'mbia	July	1, 1871	2,000
Paymaster-General.....	{ Brig. Gen. Nathan } W. Brown.....	New York.....	June	8, 1880	5,500
Chief Clerk.....	G. D. Hanson.....	Dist. of Col'mbia	Sept.	16, 1877	2,000
Commissary-General.....	{ Brig. Gen. Robert } McFeeley .....	Military Acad'y.	April	14, 1875	5,500
Chief Clerk.....	Richard M. Hanson.	Dist. of Col'mbia	July	1, 1871	2,000
Surgeon-General .....	{ Brig. Gen. Joseph } K. Barnes.....	Pennsylvania...	Aug.	22, 1864	5,500
Assistants .....	{ Col. Chas. H. Crane }	Massachusetts..	July	28, 1866	4,500
	{ Maj. J. J. Woodward }	Pennsylvania...	June	26, 1876	3,250
	{ Maj. Jno. S. Billings. }	Ohio.....	Dec.	2, 1876	3,250
	{ Maj. Geo. A. Otis.... }	Massachusetts..	Feb.	28, 1866	3,250
Chief Clerk.....	Samuel Ramsey.....	Virginia.....	July	1, 1871	2,000
Judge-Advocate General.....	{ Brig. Gen. William } McKee Dunn ....	Indiana .....	Dec.	1, 1875	5,500
Chief Clerk.....	Thomas Duke.....	Army.....	Oct.	11, 1876	1,800
Chief of Engineers.....	{ Brig. Gen. Horatio } G. Wright.....	Military Acad'y.	June	30, 1879	5,500
Chief Clerk.....	William J. Warren..	New York.....	July	1, 1871	2,000
Assistant in charge of Public Buildings and Grounds.....	{ Lt. Col. Thomas L. } Casey .....	Military Acad'y.	Sept.	2, 1874	3,000
Chief Signal Officer.....	{ Brig. Gen. William } B. Hazen.....	Military Acad'y.	Dec.	8, 1880	5,500
Chief Clerk.....	Alexander Ashley ..	Pennsylvania...	July	1, 1874	1,800
Chief of Ordnance.....	{ Brig. Gen. Stephen } V. Benét.....	Military Acad'y.	June	23, 1874	5,500
Chief Clerk.....	Valentine McNally..	Massachusetts..	Dec.	11, 1871	2,000

## POST-OFFICE DEPARTMENT.

Postmaster-General.....	Horace Maynard...	Tennessec.....	June	2, 1880	8,000
Chief Clerk.....	W. A. Knapp.....	Ohio .....	Aug.	22, 1876	2,200
First Assistant Postmaster-General.....	James N. Tyner....	Indiana.....	March	16, 1877	3,500
Second Assistant Postmaster-General.....	Thomas J. Brady....	Indiana.....	July	24, 1876	3,500
Third Assistant Postmaster-General.....	Abraham D. Hazen..	Pennsylvania...	June	7, 1877	3,500
Superintendent of Foreign Mails	Jos. H. Blackfan....	New Jersey.....	July	28, 1868	3,000
Assistant Attorney-General for Post-Office Department.....	Alfred A. Freeman..	Tennessee.....	May	1, 1877	4,000
Superintendent of Money-Order System.....	Chas. F. MacDonald.	Massachusetts..	July	1, 1865	3,000

## NAVY DEPARTMENT.

OFFICER.	NAME.	Whence Appointed.	Date of Commission.	Salary.
Secretary of the Navy.....	Nathan Goff, Jr.,...	West Virginia...	Jan. 6, 1881	\$8,000
Chief Clerk.....	John W. Hogg.....	Tennessee.....	Jan. 1, 1854	2,500
Judge-Advocate General.....	Capt. W. B. Remey..	Iowa.....	July 1, 1878	4,500
Chief of Bureau of Yards and Docks.....	Com. R. L. Law.....	Indiana.....	July 1, 1878	5,000
Chief of Bureau of Navigation.....	Com. W. D. Whiting	Massachusetts..	June 11, 1878	5,000
Chief of Bureau of Ordnance.....	Com. W. N. Jeffers..	Dist. of Col'mbia	April 10, 1873	5,000
Chief of Bureau of Provisions and Clothing.....	P. G. Geo. F. Cutter.	Massachusetts..	Nov. 18, 1877	5,000
Chief of Bureau of Medicine and Surgery.....	Surgeon-General } Philip S. Wales.. }	Maryland.....	Jan. 26, 1880	5,000
Chief of Bureau of Equipment and Recruiting.....	Com. Earl English..	New Jersey.....	Nov. 20, 1878	5,000
Chief of Bureau of Construc- tion and Repair.....	Chief Constructor } J. W. Easby. }	Dist. of Col'mbia	April 28, 1877	5,000
Chief of Bureau of Steam- Engineering.....	Engineer-in-Chief } William H. Shock }	Maryland.....	Feb. 26, 1877	5,000
Commandant of Navy Yard, Washington.....	Commodore Thos. } Pattison..... }	New York.....	July 10, 1880	4,000

## Navy Pay Office.

Paymaster.....	Joseph A. Smith....	Maine.....	Nov. 7, 1878	3,000
----------------	---------------------	------------	--------------	-------

## Marine Corps.

Commandant Marine Corps.....	Colonel Charles G. McCawley.....	Louisiana.....	Nov. 1, 1876	4,500
In charge Marine Barracks.....	Maj. Chas. Heywood	New York.....	Nov. 1, 1876	3,500

## Naval Observatory.

Superintendent.....	Rear-Admiral John Rodgers.....	Dist. of Col'mbia	May 1, 1877	5,000
Professors.....	Asaph Hall.....	Massachusetts..	May 2, 1863	3,500
	William Harkness..	New York.....	Aug. 24, 1863	3,500
	Joseph E. Nourse...	Dist. of Col'mbia	May 21, 1864	3,500
	John R. Eastman...	New Hampshire	Feb. 17, 1865	3,500
	Edward S. Holden..	Army.....	Mar. 21, 1873	2,700
	Edgar Frisby.....	Illinois.....	June 11, 1878	2,400

## Nautical Almanac.

Superintendent.....	Professor Simon Newcomb.....	Massachusetts..	Sept. 11, 1861	3,500
---------------------	------------------------------	-----------------	----------------	-------

## Signal Office.

In charge.....	Capt. Clark H. Wells	Pennsylvania.	.....1879	3,500
----------------	----------------------	---------------	-----------	-------

## Hydrographic Office.

Hydrographer.....	Capt. S. R. Franklin	Pennsylvania..	May 16, 1878	3,500
-------------------	----------------------	----------------	--------------	-------

## DEPARTMENT OF JUSTICE.

Attorney-General.....	Charles Devens....	Massachusetts..	March 12, 1877	8,000
Solicitor-General.....	Samuel F. Phillips..	North Carolina.	Nov. 15, 1872	7,000
Assistant Attorney-General.....	Edwin B. Smith....	Maine.....	Aug. 28, 1875	5,000
Assistant Attorney-General.....	Thomas Simons....	New York.....	May 28, 1875	5,000
Chief Clerk.....	Samuel Mulliken...	New Jersey.....	Nov. 1, 1879	2,200
Law Clerk.....	Alex. J. Bentley....	Ohio.....	June 10, 1867	2,700

## DEPARTMENT OF AGRICULTURE.

Commissioner.....	William G. Le Duc..	Minnesota.....	June 30, 1877	3,000
Chief Clerk.....	E. A. Carman.....	.....	July, 1877	1,900



## COLLECTORS OF INTERNAL REVENUE.

DISTRICTS.	COLLECTORS.	STATIONS.	Net Salary Fiscal Year 1880.	DISTRICTS.	COLLECTORS.	STATIONS.	Net Salary Fiscal Year 1880.
Alabama 1.	A. L. Morgan...	Mobile .....	\$2,500	N. Jersey 1.	Wm. P. Tatem..	Camden ....	\$3,000
" 2.	Jas. T. Rapier..	Montgom'y.	2,500	" 3.	Cul'r Barcalow.	Somerville..	3,000
Arizona ...	Thomas Cordis.	Prescott....	2,250	" 5.	R. B. Hathorn...	Newark.....	4,500
Arkansas..	Edw'd Wheeler.	Little Rock.	2,750	N. Mexico..	Gus. A. Smith...	Santa Fé....	2,500
California 1.	William Higby.	S. Francisco	4,500	N. York 1.	R. C. Ward.....	Brooklyn...	4,500
" 4.	Amos L. Frost..	Sacramento	3,250	" 2.	M. B. Blake.....	New York..	4,500
Colorado ..	James S. Wolfe.	Denver .....	2,750	" 3.	Max Weber.....	New York..	4,500
Conn'cut 1.	Joseph Selden..	Norwich....	2,875	" 11.	Moses D. Stivers	Middletown	2,750
" 2.	D. F. Hollister..	Bridgeport..	3,000	" 12.	J. M. Johnson...	Hudson.....	3,625
Dakota ....	J. L. Pennington	Yankton....	2,250	" 14.	R. T. Lathrop...	Albany .....	3,750
Delaware..	James McIntire.	Wilmington	3,125	" 15.	Thos. Stevenson	Troy .....	3,000
Florida ....	Dennis Eagan..	Jacks'nville	2,875	" 21.	J. C. P. Kincaid.	Utica .....	3,125
Georgia 2.	Andrew Clark..	Atlanta.....	4,000	" 24.	John B. Strong.	Auburn.....	3,375
" 3.	E. C. Wade.....	Savannah...	3,000	" 26.	Benj. De Voe...	Bingham'tn	3,000
Idaho.....	Austin Savage..	Boise City...	2,125	" 28.	Burt Van Horn.	Rochester..	4,375
Illinois 1.	Joel D. Harvey.	Chicago.....	4,500	" 30.	Fredrick Buell.	Buffalo ....	4,500
" 2.	L. B. Crooker...	Aurora.....	3,000	N. Carol'a 2	Elihu A. White.	New Berne.	2,500
" 3.	Alf'd M. Jones..	Sterling.....	4,000	" 4.	Isaac J. Young.	Raleigh.....	4,375
" 4.	John Tillson...	Quincy.....	4,375	" 5.	W. H. Wheeler..	Winsted....	4,250
" 5.	H. Knowles.....	Peoria .....	4,500	" 6.	John J. Mott...	Statesville..	3,500
" 7.	John W. Hill...	Champaign.	2,375	Ohio 1.	Amor Smith, Jr.	Cincinnati.	4,500
" 8.	Jona. Mcrriam..	Springfield..	4,125	" 3.	R. Williams, Jr.	Dayton.....	4,500
" 13.	Jona. C. Willis..	Cairo .....	4,375	" 4.	R. P. Kennedy..	Bellefonta'e	3,625
Indiana 1.	Jas. C. Veatch..	Evansville..	3,000	" 6.	James Pursell..	Wash. C. H.	3,875
" 4.	Will Cumback..	Greensburg.	4,500	" 7.	C. C. Waleutt...	Columbus...	3,625
" 6.	Fred. Baggs....	Indianapolis	4,250	" 10.	C. Waggoner....	Toledo.....	4,500
" 7.	D. W. Minshall.	Terre Haute	4,500	" 11.	Benj. F. Coates.	Portsmouth	4,500
" 10.	George Moon...	Warsaw.....	2,750	" 15.	Jewett Palmer.	Maricotta...	2,875
" 11.	J. F. Wildman..	Anderson...	2,625	" 18.	W. S. Streator..	Cleveland...	4,000
Iowa 2.	S. S. Farwell...	Davenport..	3,125	Oregon ....	J. C. Cartwright	Portland ...	2,500
" 3.	Jas. E. Simpson.	Dubuque ...	3,000	Pennsya'a 1.	Jas. Ashworth..	Philadelp'ia	4,500
" 4.	John Connell...	Burlington..	2,750	" 8.	J. T. Valentine..	Reading ....	3,750
" 5.	L. P. Sherman..	Des Moines..	2,625	" 9.	T. A. Wiley.....	Lancaster..	4,500
Kansas ....	J. C. Carpenter.	Leavenw'th	3,000	" 12.	Edw. H. Chase..	Wilkesb'rrc	3,250
Kentuc'y 2.	Wm. A. Stuart..	Owensboro'	3,750	" 14.	Chas. J. Bruner.	Sunbury....	2,875
" 5.	Jas. F. Buckner.	Louisville..	4,500	" 16.	Edward Scull...	Somerset....	2,875
" 6.	W. S. Holden...	Covington..	4,500	" 19.	Chas. M. Lynch.	Erie.....	2,625
" 7.	A. M. Swope....	Lexington..	4,500	" 20.	Jas. C. Brown...	Greenville..	2,500
" 8.	W. J. Landram.	Lancaster..	3,000	" 22.	Thos. W. Davis.	Pittsburgh.	4,500
" 9.	John E. Blaine.	Maysville..	2,750	" 23.	J. M. Sullivan...	Alleg'y City	3,875
Louisiana..	Morris Marks...	N. Orleans..	4,000	R. Island ..	E. H. Rhodes....	Providence.	2,875
Maine.....	F. J. Rollins....	Portland....	2,500	S. Carolina	E. M. Brayton...	Columbia...	3,500
Maryland 3.	Rob't M. Proud.	Baltimore..	4,500	Tennes'e 2.	Jas. M. Melton..	Knoxville...	2,500
" 4.	Webster Bruce.	Cumberla'd	2,750	" 5.	W. M. Woodcock	Nashville...	4,125
Massa'tts 3.	Chas. W. Slack.	Boston.....	4,500	" 8.	R. F. Patterson.	Memphis ...	2,625
" 5.	Chas. C. Dame..	Newburypt	4,250	Texas 1.	Wm. H. Sinclair	Galveston...	3,000
" 10.	E. R. Tinker...	N. Adams...	3,375	" 3.	Benj. C. Ludlow	Austin.....	2,500
Michigan 1.	L. S. Trowbridge	Detroit.....	4,500	" 4.	Adam G. Malloy	Jefferson...	2,375
" 3.	H. B. Rowlson..	Hillsdale...	3,000	Utah.....	O. J. Hollister..	S. Lake City	2,375
" 4.	S. S. Bailey.....	G. Rapids...	2,750	Vermont 2.	Chas. S. Dana...	Montpelier..	2,500
" 6.	C. V. De Land..	E. Saginaw..	2,750	Virginia 2.	Jas. D. Brady...	Petersburg.	4,250
Minn'ota 1.	And. C. Smith..	Rochester..	2,625	" 3.	Otis H. Russell..	Richmond..	4,500
" 2.	William Bickel.	St. Paul....	3,000	" 4.	Wm. L. Fernald	Danville....	4,500
Mississippi	James Hill.....	Jackson ....	2,625	" 5.	J. Henry Rives.	Lynchburg.	4,500
Missouri 1.	L. H. Sturgeon..	St. Louis....	4,500	" 6.	Beverly B. Botts	Harrisonb'g	3,000
" 2.	Alon. B. Carroll	C. Girardeau	2,375	Wash'ton .	Jas. R. Hayden.	Olympia....	2,250
" 4.	Rynd E. Lauder	Louisiana ..	3,150	W. Virg'a 1.	Isaac H. Duval..	Wheeling....	3,125
" 5.	D. H. Budlong..	Carthage ...	3,000	" 2.	Geo. W. Brown.	Grafton.....	2,375
" 6.	R. T. Van Horn.	Kansas City	3,000	Wiscon'n 1.	Irving M. Bean.	Milwaukee..	4,500
Montana ..	Thos. P. Fuller..	Helena.....	2,125	" 2.	Henry Harnden.	Madison....	2,750
Nebraska..	Lor'zo Crounse.	Omaha.....	4,250	" 3.	C. A. Galloway.	Fond duLac	2,875
Nevada....	Fred'k C. Lord..	Virgi'ia City	2,500	" 6.	Hiram E. Kelley	Sparta.....	2,625
N. Hamp're	And. H. Young..	Dover.....	3,125	Wyoming .	Edgar P. Snow..	Cheyenne..	2,125

NOTE.—The salaries of Internal Revenue Collectors are graduated annually in proportion to the amount of revenue collected by each—the maximum salary being limited to \$4,500 by law.

The numbers of the collection districts are those retained when the districts in various States were consolidated by law, and those bearing the intervening numbers were abolished.

NOTE.—While some collectors have fixed salaries, other officers are paid, in whole or in part, by fees or commissions, to which the law fixes a maximum limit.

	Stations.	Salary, 1879.		Stations.	Salary, 1879.
1. <i>Alabama.</i> Joseph W. Burke.	Mobile.	4,195	16 <i>Mississippi.</i> Edward J. Castello. Charles Lehman. Wm. G. Henderson.	Natchez. Vicksburg. Pearl River.	500 500 1,481
2. <i>Alaska.</i> M. D. Ball.	Sitka.	3,376	17 <i>Montana and Idaho.</i> Thomas A. Cummings.	Fort Benton.	2,500
3. <i>California.</i> Eugene L. Sullivan. Wm. W. Bowers.	San Francisco. San Diego.	7,000 2,000	18. <i>New Hampshire.</i> Alfred F. Howard.	Portsmouth.	741
4. <i>Connecticut.</i> Julius S. Hanover. Augustus Putnam. Cyrus Northrop. John A. Tibbits. George Hubbard.	Fairfield. Middleton. New Haven. New London. Stonington.	1,282 1,141 2,000 2,995 620	19. <i>New Jersey.</i> Joseph H. Elmer. Israel S. Adams. William L. Ashmore. William A. Baldwin. Charles H. Houghton. Geo. W. Mathis.	Bridgeton. Somer's Point. Trenton. Newark. Perth Amboy. Tuckerton.	636 506 261 1,218 1,970 250
5. <i>Delaware.</i> Lewis Thompson.	Wilmington.	2,781	20 <i>New York.</i> John Tyler. Geo. W. Warren. Paschal P. Kidder. Edwin A. Merritt. William H. Daniels. Daniel G. Fort. Stephen Moffit. William T. Simpson. W. S. Havens. Benjamin Flagler.	Buffalo. Cape Vincent. Dunkirk. New York. Oswegatchie. Oswego. Plattsburgh. Rochester. Sag Harbor. Suspen. Bridge.	2,500 2,500 1,067 12,000 2,500 4,500 2,500 2,500 490 2,500
6. <i>Dist. of Columbia.</i> Francis Dodge.	Georgetown.	1,338	21. <i>North Carolina.</i> Alexander C. Davis. Charles E. Robinson. Thomas A. Henry. Wm. P. Canaday.	Beaufort. Edenton. Newbern. Wilmington.	1,145 1,244 1,583 2,500
7. <i>Florida.</i> Antoine J. Murat. John W. Howell. Frank N. Wicker. Edward Hopkins. Fred C. Humphreys. Thomas F. House. James M. Currie.	Apalachicola. Fernandina. Key West Jacksonville. Pensacola. St. Augustine. Cedar Keys.	834 1,350 5,000 1,431 3,000 543 1,235	22. <i>Ohio.</i> George W. Howe. John G. Pool. John W. Fuller.	Cleveland. Sandusky. Toledo.	2,500 2,500 2,512
8. <i>Georgia.</i> John T. Collins. T. F. Johnson. J. Mason Rice.	Brunswick. Savannah. St. Mary's.	2,594 3,455 1,038	23. <i>Oregon.</i> William D. Hare. F. N. Shurtleff. Isaiah Hacker.	Astoria. Portland. Empire City.	2,000 3,000 1,078
9. <i>Illinois.</i> Wm. Henry Smith.	Chicago.	4,500	24. <i>Pennsylvania.</i> Hiram L. Brown. John F. Hartranft. William P. Robeson, (Asst. Coll.)	Erie. Philadelphia. Camden, N. J.	1,869 8,000 1,500
10. <i>Louisiana.</i> James R. Jolley. A. S. Badger.	Morgan City. New Orleans.	1,568 7,000	25. <i>Rhode Island.</i> John Collins. H. H. Cozzens. Cyrus Harris.	Bristol. Newport. Providence.	131 974 4,236
11. <i>Maine.</i> Joseph S. Smith. E. S. J. Neally. William C. Marshall. John D. Hopkins. Jeff. W. Sargent. George Leavitt. Noel B. Nutt. William H. Sargent. Lot M. Morrill. Ivory Lord. Adrian Vandine. James A. Hall. Orrin McFadden. Edward A. Bragdon.	Bangor. Bath. Belfast. Ellsworth. Kennebunk. Machias. Eastport. Castine. Portland. Saco. Houlton. Waldoborough. Wiscasset. York.	1,452 2,369 1,229 1,450 188 1,614 3,000 892 6,000 306 1,500 1,840 753 258	26. <i>South Carolina.</i> Cyrus H. Baldwin. Henry F. Herlot. George Holmes.	Charleston. Georgetown. Beaufort.	4,000 493 2,830
12. <i>Maryland.</i> Thomas Ireland. John L. Thomas, Jr. Thomas S. Hodson.	Annapolis. Baltimore. Crisfield.	250 7,000 2,192	27. <i>Texas.</i> John L. Haynes. Sam. M. Johnson. Sberman C. Slade. Elisha M. Pease. Cheney R. Prouty.	Brownsville. Corpus Christi. El Paso. Galveston. Indianola.	4,500 3,617 2,000 3,170 2,483
13. <i>Massachusetts.</i> Franklin B. Goss. Alanson W. Beard. O. B. Marchant. James Brady, Jr. Fitz J. Babson. Simeon Dodge. William P. Hiller. John A. P. Allen. William H. Huse. Samuel H. Doten. Charles H. Odell.	Barnstable. Boston. Edgartown. Fall River. Gloucester. Marblehead. Nantucket. New Bedford. Newburyport. Plymouth. Salem.	2,523 3,000 884 1,189 3,840 311 400 2,685 395 834 517	28. <i>Vermont.</i> William Wells.	Burlington.	2,500
14. <i>Michigan.</i> Digby V. Bell. Healey C. Akeley. Charles Y. Osburn John P. Sanboru.	Detroit. Grand Haven. Marquette. Port Huron.	5,273 2,700 2,500 2,500	29. <i>Virginia.</i> Andrew A. Warfield. George Toy. George E. Bowden. David G. Carr. Charles S. Mills. Benj. Upton, Jr. James B. Mitchell.	Alexandria. Eastville. Norfolk. Petersburg. Richmond. Tappahannock. Yorktown.	463 915 3,000 361 1,900 481 559
15. <i>Minnesota.</i> Ephraim McMurtrie. Vespasian Smith.	Pembina, D. T. Duluth.	2,500 2,500	30. <i>Wisconsin.</i> Ahira W. Hall.	Milwaukee.	2,500



Surveyors of Customs.

		Salary 1879.			Salary 1879.
Albany, N. Y.....	W. N. S. Sanders...	\$4,568	Nashville, Tenn....	Adam Woolf.....	\$817
Baltimore, Md.....	G. W. F. Vernon...	4,500	New Orleans, La...	William B. Hyman..	2,882
Boston, Mass.....	A. B. Underwood...	5,000	New York, N. Y....	Charles K. Graham.	8,000
Burlington, Iowa...	George Frazec .....	383	Omaha, Neb.....	John Campbell .....	395
Cairo, Ill.....	George Fisher.....	906	Patchogue, N.Y....	Edward T. Moore...	.....
Cincinnati, Ohio...	R. H. Stephenson...	5,000	Philadelphia, Pa...	E. O'Meara Goodrich	5,000
Dubuque, Iowa....	Delos E. Lyon.....	606	Pittsburgh, Pa. ....	James S. Rutan.....	4,290
Evansville, Ind....	Joseph C. Jewell....	925	Port Jefferson, N.Y.	Samuel R. Davis....	.....
Galena, Ill.....	Daniel Wann.....	368	Portland, Maine....	George W. True....	4,500
La Crosse, Wis.....	Isaac H. Moulton...	1,200	Portsmouth, O.....	James E. Wharton..	.....
Louisville, Ky.....	T. O. Shackelford...	2,653	St. Louis, Mo.....	Gustavus St. Gem ..	5,000
Memphis, Tenn....	William J. Smith...	960	San Francisco, Cal.	John M. Morton ....	5,000
Michigan City, Ind.	Thomas Jernegan ..	.....	Wheeling, W. Va..	James Gilchrist.....	1,719

United States Naval Officers.

Daniel Hall.....	Boston, Mass.....	\$5,000	William Corkran..	Baltimore, Md.....	\$5,000
Silas W. Burt.....	New York, N. Y....	8,000	Andrew J. Dumont	New Orleans, La....	5,069
James Pollock....	Philadelphia, Pa....	5,000	E. G. Waite.....	San Francisco, Cal..	5,000

United States Mint Officers.

Horatio C. Burchard, Director of the Mint, Washington, D. C.....	\$4,500	Thomas C. Acton, Superintendent, New York, N. Y.....	\$4,500
A. L. Snowden, Superintendent, Philadelphia, Pa .....	4,500	Herman Silver, Assayer, Denver, Col....	2,500
Henry L. Dodge, Superintendent, San Francisco, Cal.....	4,500	James Crawford, Superintendent, Carson City, Nevada.....	3,000
Martin V. Davis, Superintendent, New Orleans, La.....	3,500	Albert Wolters, Assayer, Boise City, Idaho.....	2,000
Calvin J. Cowles, Assayer, Charlotte, N. C.....	1,500	Russell B. Harrison, Assayer, Helena, Montana.....	2,500

Assistant Treasurers of the United States.

Martin P. Kennard, Boston, Mass.....	\$4,500	Benjamin F. Flanders, New Orleans, La.	\$4,000
Thomas Hillhouse, New York, N. Y.....	8,000	Albert G. Edwards, St. Louis, Mo....	4,500
George Eyster, Philadelphia, Pa.....	4,500	William Sherman, San Francisco, Cal...	5,500
Alexander M. Stem, Cincinnati, Ohio....	4,500	Peter Negley, Baltimore, Md.....	4,500
Frank Gilbert, Chicago, Ill.....	4,500	Albert U. Wyman, Washington, D. C....	3,600

Commissioners of the District of Columbia.

	Appointed.	Salary.
Josiah Dent (reappointed).....	June 23, 1879.	\$5,000
Maj. William J. Twining (appointed from the army).....	— —, 1878.	Army pay.
Thomas P. Morgan .....	Nov. 29, 1879.	\$5,000

Officers of the Smithsonian Institution.

Secretary—Speneer F. Baird.

Chief Clerk—William J. Rhees.

Executive Committee—  
 { Peter Parker,  
 John Maclean,  
 Wm. T. Sherman.

REGENTS OF THE INSTITUTION.

Morrison R. Waite, Chief-Justice of the U.S.	James A. Garfield, member of the House.
A. G. Thurman, Pres. of the Senate, <i>pro tem.</i>	John Maclean, Princeton, N. J.
H. Hamlin, member of the Senate.	Peter Parker, Washington, D. C.
R. E. Withers, member of the Senate.	Wm. T. Sherman, Washington, D. C.
Newton Booth, member of the Senate.	Asa Gray, Cambridge, Mass.
Hiester Clymer, member of the House.	Noah Porter, New Haven, Conn.
J. E. Johnston, member of the House.	Henry Coppée, Bethlehem, Pa.

JUDICIARY OF THE UNITED STATES.

Supreme Court of the United States.

	Appointed from.	Date of Commission.	Salary.
Chief Justice Morrison R. Waite.....	Ohio.....	Jan. 21, 1874.....	\$10,500
Justice Nathan Clifford.....	Maine.....	Jan. 12, 1858.....	10,000
Justice Noah H. Swayne.....	Ohio.....	Jan. 24, 1862.....	10,000
Justice Samuel F. Miller.....	Iowa.....	July 16, 1862.....	10,000
Justice Stephen J. Field.....	California.....	Mar. 10, 1868.....	10,000
Justice Joseph P. Bradley.....	New Jersey.....	Mar. 21, 1870.....	10,000
Justice Ward Hunt.....	New York.....	Dec. 11, 1872.....	10,000
Justice John M. Harlan.....	Kentucky.....	Nov. 29, 1877.....	10,000
Justice William B. Woods.....	Georgia.....	Dec. 21, 1880.....	10,000

OFFICERS OF THE SUPREME COURT.

<i>Clerk.</i> —James H. McKenney .....	District of Columbia...1880.....	Fees.
<i>Marshal.</i> —John G. Nicolay.....	Illinois.....1872.....	\$3,000
<i>Reporter.</i> —William T. Otto.....	Indiana.....1875.....	2,500

Circuit Courts of the United States.

**First Judicial Circuit.**—Mr. Justice Clifford, of Portland, Maine. Districts of—  
 Maine, Massachusetts,  
 New Hampshire, Rhode Island.  
 Circuit Judge.—John Lowell, Boston, Mass., Dec. 18, 1878.....\$6,000

**Second Judicial Circuit.**—Mr. Justice Hunt, of Utica, New York. Districts of—  
 Vermont, Southern New York,  
 Connecticut, Eastern New York,  
 Northern New York,  
 Circuit Judge.—Samuel Blatchford, New York City, Mar. 4, 1878.....\$6,000

**Third Judicial Circuit.**—Mr. Justice Bradley, of Newark, N. J. Districts of—  
 New Jersey, Western Pennsylvania,  
 Eastern Pennsylvania, Delaware.  
 Circuit Judge.—Wm. McKennan, Washington, Pa., Dec. 22, 1878.....\$6,000

**Fourth Judicial Circuit.**—Mr. Chief Justice Waite. Districts of—  
 Maryland, North Carolina, (Eastern and  
 West Virginia, Western Districts,)  
 Virginia, (Eastern and Western Districts,) South Carolina.  
 Circuit Judge.—Hugh L. Bond, Baltimore, July 13, 1870.....\$6,000



JUDICIARY OF THE UNITED STATES.

**Fifth Judicial Circuit.**—Mr. Justice Woods, of Montgomery, Ala. Districts of—  
 Georgia, (Northern and Southern,) Mississippi, (Northern and Southern,)  
 Northern Florida, Louisiana,  
 Southern Florida, Eastern Texas,  
 Northern, Middle, and Southern Ala- Western Texas,  
 bama, Northern Texas.  
 Circuit Judge.—Edward C. Billings, New Orleans, La., Jan. 1881.....\$6,000

**Sixth Judicial Circuit.**—Mr. Justice Swayne, of Columbus, Ohio. Districts of—  
 Northern Ohio, Kentucky,  
 Southern Ohio, Eastern, Middle, and Western Tennes-  
 Eastern Michigan, see.  
 Western Michigan,  
 Circuit Judge.—John Baxter, Knoxville, Tenn., Dec. 13, 1877.....\$6,000

**Seventh Judicial Circuit.**—Mr. Justice Harlan, of Louisville, Ky. Districts of—  
 Indiana, Eastern Wisconsin,  
 Northern Illinois, Western Wisconsin,  
 Southern Illinois,  
 Circuit Judge.—Thomas Drummond, Chicago, Ill., Dec. 22, 1860.....\$6,000

**Eighth Judicial Circuit.**—Mr. Justice Miller, of Keokuk, Iowa. Districts of—  
 Minnesota, Eastern Arkansas,  
 Iowa, Western Arkansas,  
 Eastern Missouri, Nebraska,  
 Western Missouri, Colorado.  
 Kansas,  
 Circuit Judge.—George W. McCrary, Keokuk, Iowa, Dec. 1, 1879.....\$6,000

**Ninth Judicial Circuit.**—Mr. Justice Field, of San Francisco, Cal. Districts of—  
 California, Nevada.  
 Oregon,  
 Circuit Judge.—Lorenzo Sawyer, San Francisco, Jan. 10, 1870.....\$6,000

United States Court of Claims.

	Appointed from.	Date of Commission.	Salary.
Charles D. Drake, Chief-Justice.....	Missouri.....	Dec. 12, 1870.....	\$4,500
Charles C. Nott.....	New York.....	Feb. 22, 1865.....	4,500
William A. Richardson.....	Massachusetts.....	June 2, 1874.....	4,500
J. C. Bancroft Davis.....	New York.....	Jan. 1, 1878.....	4,500
William H. Hunt.....	Louisiana.....	May 15, 1878.....	4,500
Archibald Hopkins, Chief Clerk.....	Massachusetts.....	Jan. 1, 1873.....	3,000

Supreme Court of the District of Columbia.

	Date of Commission.	Salary.
CHIEF-JUSTICE.—David K. Cartter, Ohio.....	March 11, 1863.....	\$4,500
JUSTICES.—Andrew Wylie, D. C.....	March 18, 1863.....	4,000
Arthur MacArthur, Wis.....	July 15, 1870.....	4,000
Alexander B. Hagner, Md.....	Jan. 21, 1879.....	4,000
Walter S. Cox, D. C.....	March 1, 1879.....	4,000
Charles P. James.....	July 24, 1879.....	4,000
DISTRICT ATTORNEY.—George B. Corkhill.....	Jan. 12, 1880..	\$200 and fees.
CLERK.—Return J. Meigs.....	March 23, 1863.....	Fees.
MARSHAL.—Frederick Douglass.....	March 31, 1877..	\$200 and fees.

## JUDGES OF THE UNITED STATES DISTRICT COURTS.

DISTRICTS.	NAME.	RESIDENCE.	DATE OF COMMISSION.	SALARY.
ALABAMA : (Three Districts)..	John Bruce.....	Montgomery....	Feb. 27, 1875	\$3,500
ARKANSAS :				
Eastern District..	Henry C. Caldwell....	Little Rock....	June 30, 1864	3,500
Western " ..	Isaac C. Parker.....	Fort Smith....	Mar. 24, 1875	3,500
CALIFORNIA.....	Ogden Hoffman.....	San Francisco..	Feb. 27, 1851	5,000
COLORADO . . . . .	Moses Hallett.....	Denver.....	Jan. 20, 1877	3,500
CONNECTICUT.....	Nathaniel Shipman....	Hartford.....	April 17, 1873	3,500
DELAWARE .....	Edward G. Bradford..	Wilmington....	Dec. 12, 1871	3,500
FLORIDA :				
Northern District	Thomas Settle.....	Jacksonville...	Jan. 30, 1877	3,500
Southern " ..	James W. Locke. ....	Key West.....	Feb. 1, 1872	3,500
GEORGIA :				
(Two Districts)..	John Erskine.....	Atlanta.....	Jan. 22, 1866	3,500
ILLINOIS :				
Northern District.	Henry W. Blodgett....	Chicago.....	Jan. 11, 1870	4,000
Southern " ..	Samuel H. Treat.....	Springfield....	Mar. 3, 1855	3,500
INDIANA.....	Walter Q. Gresham....	Indianapolis ...	Dec. 21, 1869	3,500
IOWA.....	James M. Love.....	Keokuk.....	Feb. 21, 1856	3,500
KANSAS.....	Cassius G. Foster.....	Topeka.....	Mar. 10, 1874	3,500
KENTUCKY . . . . .	John W. Barr.....	Louisville.....	April 16, 1880	3,500
LOUISIANA.....	.....	New Orleans... ..	.....	4,500
MAINE .....	Edward Fox. ....	Portland.....	May 31, 1866	3,500
MARYLAND .....	Thomas J. Morris ....	Baltimore.....	July 1, 1879	4,000
MASSACHUSETTS ...	Thomas L. Nelson.....	Worcester.....	Jan. 10, 1879	4,000
MICHIGAN :				
Eastern District..	Henry B. Brown.....	Detroit.....	Mar. 19, 1875	3,500
Western " ..	Solomon L. Withey....	Grand Rapids..	Mar. 11, 1863	3,500
MINNESOTA :	Rensselaer R. Nelson..	St. Paul. ....	June 1, 1858	3,500
MISSISSIPPI.....				
(Two Districts)..	Robert A. Hill.....	Oxford.....	May 1, 1866	3,500
MISSOURI :				
Eastern District..	Samuel Treat.....	St. Louis.....	Mar. 3, 1857	3,500
Western " ..	Arnold Krekel.....	Kansas City...	Mar. 31, 1865	3,500
NEBRASKA.....	Elmer S. Dundy.....	Falls City.....	April 9, 1868	3,500
NEVADA .....	Edgar W. Hillyer.....	Carson City....	Dec. 21, 1869	3,500
NEW HAMPSHIRE..	Daniel Clark.....	Manchester....	July 27, 1866	3,500
NEW JERSEY.....	John T. Nixon.....	Trenton.....	April 28, 1871	4,000
NEW YORK :				
Northern District	William J. Wallace...	Syracuse.....	April 7, 1874	4,000
Southern " ..	William G. Choate....	New York City,	Mar. 25, 1878	4,000
Eastern " ..	Charles L. Benedict...	Brooklyn . . . .	Mar. 9, 1865	4,000
NORTH CAROLINA :				
Eastern District..	George W. Brooks.....	Elizabeth City.	Jan. 22, 1866	3,500
Western " ..	Robert P. Dick.....	Greensboro ....	June 7, 1872	3,500
OHIO :				
Northern District	Martin Welker.....	Toledo.....	Nov. 25, 1873	3,500
Southern " ..	Philip B. Swing.....	Batavia.....	Mar. 30, 1871	4,000
OREGON . . . . .	Matthew P. Deady....	Portland.....	Mar. 9, 1859	3,500
PENNSYLVANIA :				
Eastern District..	William Butler.....	Philadelphia....	Feb. 19, 1879	4,000
Western " ..	Marcus W. Acheson....	Pittsburgh.....	Jan. 14, 1880	4,000
RHODE ISLAND. ...	John P. Knowles.....	Providence....	Jan. 24, 1870	3,500
SOUTH CAROLINA..	George S. Bryan.....	Charleston....	Mar. 12, 1866	3,500
TENNESSEE:				
East. & Mid. Dist.	David M. Key.....	Knoxville.....	May 27, 1880	3,500
Western District.	Eli S. Hammond.....	Memphis.....	June 17, 1878	3,560
TEXAS :				
Eastern District..	Amos Morrill .....	Galveston .....	Feb. 5, 1872	3,500
Western " ..	Ezekiel B. Turner.....	Austin.....	Dec. 20, 1880	3,500
Northern " ..	A. P. McCormick.....	Dallas.....	April 10, 1879	3,500
VERMONT.....	Hoyt H. Wheeler.....	Jamaica.....	Mar. 16, 1877	3,500
VIRGINIA :				
Eastern District..	Robert W. Hughes....	Norfolk.....	Jan. 14, 1874	3,500
Western " ..	Alexander Rives.....	Charlottesville..	Feb. 6, 1871	3,500
WEST VIRGINIA....	John J. Jackson, Jr. .	Parkersburg ...	Aug. 3, 1861	3,500
WISCONSIN :				
Eastern District..	Charles E. Dyer .....	Racine.....	Feb. 10, 1875	3,500
Western " ..	Romanzo E. Bunn. ...	Madison.....	Oct. 30, 1877	3,500



OFFICERS OF DISTRICT COURTS OF THE UNITED STATES. 161

DISTRICTS.	DISTRICT ATTORNEYS.	MARSHALS.	CLERKS.
ALABAMA—N. Dist.	W. H. Smith, Montgomery.	Jos. H. Sloss, Huntsville.	A. W. McCullough, Huntsville.
Middle District, Southern Dist.	W. H. Smith, Montgomery. G. M. Duskin, Greensboro.	M. C. Osborn, Montgomery M. C. Osborn, Montgomery	J. W. Dimmick, Montgom'y. Henry S. Skatts, Mobile. { Ralph L. Goodrich, Little Rock. { S. P. Delatour, Helena. Steph. Wheeler, Fort Smith.
ARKANSAS—E. Dist	C. C. Waters, Little Rock.	Jas. Torrans, Little Rock,	
Western District	Wm. H. H. Clayton, Fort Smith.	V. Dill, Fort Smith.	
CALIFORNIA, COLORADO, CONNECTICUT, DELAWARE,	Phil. Teare, San Francisco. E. L. Johnson, Denver. Daniel Chadwick, Stamford. J. C. Patterson, Wilming- ton.	A. W. Poole, S. Francisco. Phil. P. Wilcox, Denver. Jos. D. Bates, Hartford. Henry H. McMullen, Wil- mington.	S. Hoffman, San Francisco. E. F. Bishop, Denver. E. E. Marvin, Hartford. S. Rodman Smith, Wilming- ton. { P. Walter, Jacksonville. { C. H. Foster, Tallahassee. { G. E. Wentworth, Pen'cola.
FLORIDA—N. Dist.	J. B. Stickney, Jacksonv'le	J. H. Durkee, Jacksonville	
Southern Dist.	G. B. Patterson, Key West	P. A. Williams, Key West.	E. O. Locke, Key West.
GEORGIA—N. Dist.	J. S. Bigby, Atlanta.	O. P. Fitzsimons, Atlanta.	Alfred E. Buck, Atlanta.
Southern Dist.	J. S. Bigby, Atlanta.	O. P. Fitzsimons, Atlanta.	W. P. Ward, Savannah.
ILLINOIS—N. Dist.	Jos. B. Leake, Chicago.	Jes. L. Hildrup, Chicago.	Wm. H. Bradley, Chicago.
Southern Dist.	J. A. Connolly, Springfield.	I. Wheeler, Springfield.	M. B. Converse, Springfield.
INDIANA,	C. L. Holstein, Indianapolis	W. W. Dudley, Indianapolis	N. C. Butler, Indianapolis.
IOWA,	Jas. T. Lane, Davenport.	John W. Chapman, Council Bluffs.	Hen. K. Love, Dubuque.
KANSAS, KENTUCKY, LOUISIANA, MAINE, MARYLAND, MASSACHUSETTS, MICHIGAN—E. Dist.	Jas. R. Hallowell, Topeka. G. C. Wharton, Louisville. A. H. Leonard, N. Orleans. Wilbur F. Lunt, Portland. A. Sterling, Jr., Baltimore. George P. Sanger, Boston. Sul. M. Cutcheon, Detroit.	Benj. F. Simpson, Topeka. R. H. Crittenden, Louisville J. Wharton, New Orleans. B. B. Murray, Portland. J. M. McClintock, Baltimore N. P. Banks, Boston. Sal. S. Matthews, Detroit.	Joseph C. Wilson, Topeka. T. B. Ford, Louisville. J. Devonshire, N Orleans. Wm. P. Preble, Portland. James W. Chew, Baltimore. C. H. Hill, Boston. D. J. Davison, Detroit.
Western District	M. C. Burch, Grand Rapids.	John Parker, Grand Rapids	H. M. Hinsdell, G'd Rapids.
MINNESOTA,	Wm. W. Billson, St. Paul.	Robt. N. McLaren, St. Paul	Wm. A. Spencer, St. Paul.
MISSISSIPPI—N. Dis	G. C. Chandler, Oxford.	Jos. L. Morphis, Oxford.	George R. Hill, Oxford.
Southern Dist.	Luke Lea, Jackson.	Thos. W. Hunt, Jackson.	Archie McGhee, Jackson.
MISSOURI—E. Dist.	Wm. H. Bliss, St. Louis.	Felix Coste, St. Louls	Jos. H. Clark, St. Louis.
Western District	L. H. Waters, Jefferson City	Ch. C. Allen, Jefferson City	L. Schmidt, Jefferson City.
NEBRASKA, NEVADA, NEW HAMPSHIRE, NEW JERSEY, N. YORK—N. Dist.	G. M. Lambertson, Omaha. C. S. Varian, Carson City. Ossian Ray, Lancaster. A. Q. Keasby, Newark. Martin I. Townsend, Troy.	William Daily, Omaha. Aug. Ash, Virginia City. J. N. Patterson, Concord. R. L. Hutchinson, Trenton. C. D. McDougall, Rochester	W. B. Smith, Omaha. T. J. Edwards, Carson City. C. H. Bartlett, Manchester. Wm. S. Bellville, Trenton. Winf. Robbins, Buffalo.
Southern Dist.	S. L. Woodford, N. Y. City.	Lewis F. Payn, N. Y. City.	S. H. Lyman, N. York City.
Eastern District,	Asa W. Tenney, Brooklyn.	Sam'l R. Harlow, Brooklyn	B. L. Benedict, Brooklyn. { W. J. Griffin, Elizabeth City { G. E. Tinker, New Berne. { Wm. Larkins, Wilmington { H. C. Cowles, Statesville. { Jas. E. Reed, Asheville. { J. W. Payn, Greensboro.
N. CAROLINA—E. D	J. W. Albertson, Raleigh.	Joshua B. Hill, Ralelgh.	
Western District	Jas. E. Boyd, Greensboro.	R. M. Douglas, Greensb'ro.	A. J. Ricks, Toledo. Wm. C. Howard, Cincinnati. R. H. Lamson, Portland.
OHIO—North'n Dist.	John C. Lee, Cleveland.	W. F. Goodspeed, Cleveland	
Southern Dist.	C. Richards, Cincinnati.	Jos. C. Ullory, Cincinnati.	
OREGON, PENNSYLVANIA— Eastern District	Rufus Mallory, Portland.	E. S. Kearney, Portland.	
Western District	J. K. Valentine, Philad'a.	Jas. N. Kerns, Philadelphia	Charles S. Lincoln, Philad'a.
RHODE ISLAND, SOUTH CAROLINA, TENNESSEE—E. D.	Wm. A. Stone, Pittsburg. N. F. Dixon, Providence. L. C. Northrop, Charleston.	John Hall, Washington. J. H. Coggeshall, Provid'e. R. M. Wallace, Charleston.	S. L. McCandless, Pittsburg. Henry Pittman Providence. E. M. Seabrook, Charleston.
Middle District.	Xen. Wheeler, Knoxville.	Sam'l P. Evans, Knoxville.	H. L. McLung, Knoxville.
Western District	J. A. Warder, Nashville.	Edw'd S. Wheat, Nashville	E. R. Campbell, Nashvillc.
	W. W. Murray, Memphis.	M. T. Williamson, Jackson.	H. E. Andrews, Memphis. { G. C. Rives, Galveston. { T. P. Martin, Jefferson. { Samuel J. Moore, Tyler. { Mathew Hopkins, Austin. { Francis J. Parker, Browns- ville.
TEXAS—East. Dist.	E. Guthridge, Jefferson.	W. J. Phillips, Galveston.	
Western District	A. J. Evans, Waco.	Still. H. Russell, Austin.	John H. Finks, Waco. B. B. Smalley, Burlington. { John R. Popham, Rich- mond. { Charles T. Barry, Norfolk. { G. W. Morris, Danville. { F. W. Rives, Lynchburg. { W. B. Lurty, Harrisonb'g { Benjamin F. Gildersleeve, Abingdon.
Northern Dist.	Fred. W. Miner, Paris.	A. B. Norton, Dallas.	
VERMONT, VIRGINIA—E. Dist.	K. Haskins, Montpelier.	W. W. Henry, Burlington.	
	Luns. L. Lewis, Richmond.	C. P. Ramsdell, Petersburg	
Western District	W. S. Lurty, Harrisonburg	J. F. Lewis, Harrisonburgh	
WEST VIRGINIA,	N. Goff, Jr., Clarksburgh.	Geo. W. Patten, Kanawha Court House.	J. Y. Moore, Clarksburgh.
WISCONSIN—E. Dist	G. W. Hazelton, Milwaukee	Henry Fink, Milwaukee.	Edw. Kurtz, Milwaukee. { F. M. Stewart, Madison. { H. J. Peck, La Crosse.
Western District	H. M. Lewis, Madison.	G. W. Oakley, Madison.	

## FOREIGN LEGATIONS IN THE UNITED STATES.

From the Register of the Department of State, December, 1880.

COUNTRY AND DATE OF PRESENTATION.	NAME.	RANK.
Argentine Republic. March 16, 1869.	Señor Don Manuel R. Garcia.....	*E. E. and M. P
Austria Hungary ..... May 13, 1879.	Baron Ernst Mayr.....	E. E. and M. P.
Belgium..... May 21, 1873.	Mr. Maurice Delfosse.....	E. E. and M. P.
Bolivia..... November 18, 1880.	Señor Don Ladislao Cabrera.....	E. E. and M. P.
Brazil..... October 9, 1871.	Councillor A. P. de Carvalho Borges.	E. E. and M. P.
Chili..... June 13, 1879.	Señor Don F. S. Asta-Buruaga.....	E. E. and M. P.
China..... September 28, 1878.	Chen Lan Pin..... Yung Wing.....	E. E. and M. P. Ass't E. E. and M. P.
Colombia..... November 15, 1880.	Señor Don Ramon Sto. Domingo Vila.	Minister Resident.
Costa Rica..... March 21, 1876.	Señor Don Manuel M. Peralta.....	Minister Resident.
Denmark..... October 7, 1880.	Mr. Carl Steen Andersen de Bille.....	Chargé d'Affaires and Consul General.
France..... February 23, 1877.	Mr. Max Outrey.....	E. E. and M. P.
Germany..... August 1, 1871.	Mr. Kurd Von Schlözer.....	E. E. and M. P.
Great Britain..... February 7, 1868.	The Right Honorable Sir Edward Thornton, K. C. B.....	E. E. and M. P.
Guatemala..... August 2, 1880.	Señor Don Arturo Ubico.....	E. E. and M. P.
Hawaii..... January 14, 1870.	Mr. Elisha H. Allen.....	E. E. and M. P.
Hayti..... February 18, 1873.	Mr. Stephen Preston.....	E. E. and M. P.
Italy..... November 12, 1875.	Baron Albert Blanc.....	E. E. and M. P.
Japan..... December 18, 1874.	Jushie Yoshida Kiyonari.....	E. E. and M. P.
Mexico..... May 7, 1878.	Señor Don Manuel M. de Zamacona.	E. E. and M. P.
Netherlands..... April 27, 1875.	Mr. de Pestel.....	Minister Resident.
Peru..... October 9, 1880.	Señor Don Ramon Ignacio Garcia.....	Chargé d'Affaires.
Portugal..... October 8, 1878.	Viscount das Nogueiras.....	E. E. and M. P.
Russia..... November 15, 1880.	Mr. Michel Bartholomei.....	E. E. and M. P.
Salvador..... August 2, 1880.	Señor Don Arturo Ubico.....	M. P.
Spain..... February 3, 1779.	Señor Don Felipe Mendez Vigo.....	E. E. and M. P.
Sweden and Norway May 8, 1876.	Count Carl Lewenhaupt.....	E. E. and M. P.
Turkey..... October 14, 1873.	Gregoire Aristarchi Bey.....	E. E. and M. P.
Venezuela..... April 21, 1880.	Señor Don Simon Camacho.....	Chargé d'Affaires.

\*Envoy Extraordinary and Minister Plenipotentiary.



DIPLOMATIC SERVICE OF THE UNITED STATES.

From the Register of the Department of State, December, 1880.

COUNTRY.	Name and Rank.	Residence.	Whence appointed	Date of Commission.	Salary.
Argentine Republic.	Thomas A. Osborn, Minister Res.	Buenos Ayres...	Ill.....	Feb. 10, '74	\$7,500
Austria	John A. Kasson,* E. E. & M. P....	Vienna .....	Iowa.....	June 11, '77	12,000
Hungary.	John F. Delaplaine, Soc. Leg.....	Vienna .....	N. Y.....	June 1, '69	1,800
Belgium....	James O. Putnam, Minister Res.	Brussels.....	N. Y.....	June 4, '80	7,500
Bolivia .....	Charles Adams, M. R. & C. G.....	La Paz .....	Col.....	April 6, '80	5,000
Brazil.....	H. W. Hilliard, E. E. & M. P.....	Rio de Janeiro..	Ga.....	July 31, '77	12,000
	John C. White, Secretary Leg...	Rio de Janeiro..	Ill.....	June 28, '78	1,800
Central Americ'n States:	Cornelius A. Logan, Minister Resident.	Guatemala.....	Ill.....	April 2, '79	10,000
Costa Rica.					
Guatemala.					
Honduras...					
Nicaragua..					
Salvador.....					
Chili.....	Thos. A. Osborn, E. E. & M. P....	Santiago.....	Kansas.	May 31, '77	10,000
China .....	James B. Angell, E. E. & M. P....	Peking.....	Mich.....	April 9, '80	12,000
	Ches. Holcombe, Sec'y & Int.....	Peking.....		Aug. 15, '76	5,000
Colombia...	Ernest Dichman, Minister Res...	Bogota.....	Wis .....	June 15, '78	7,500
Denmark...	Mich. J. Cramer, Chargé d'Aff...	Copenhagen....	Ky.....	Aug. 15, '76	5,000
France.....	Edward F. Noyes, E. E. & M. P.	Paris .....	Ohio ...	July 1, '77	17,500
	Robert R. Hitt, Sec. of Legation..	Paris .....	Ill.....	Dec. 15, '74	2,625
	Henri Vignaud, 2nd Sec. of Leg.	Paris .....	La.....	Dec. 14, '75	2,000
Germany ...	Andrew D. White, E. E. & M. P...	Berlin.....	N. Y.....	April 2, '79	17,500
	B. Sidney Everett, Sec. of Leg...	Berlin .....	Mass...	Aug. 1, '77	2,625
	Chapman Coleman, 2nd S. Log...	Berlin.....	Md .....	May 8, '74	2,000
Great Britain.....	James Russell Lowell.....	London .....	Mass...	Jan. 26, '80	17,500
	Wm. J. Hoppin, Sec. of Legation	London.....	N. Y.....	June 22, '76	2,625
	E. S. Nadal, 2nd Sec. of Legation	London.....	N. J.....	June 8, '77	2,000
Hawaiian Islands ...	James M. Comly, Minister Res...	Honolulu .....	Ohio.....	July 1, '77	7,500
Hayti .....	John M. Langston, M. R. & C. G.	Port au Prince..	D. C.....	Sept. 28, '77	7,500
Italy.....	Geo. P. Marsh, E. E. & M. P.....	Rome .....	Vt.....	Mar. 20, '61	12,000
	Geo. W. Wurts, Sec. of Legation.	Rome.....	Pa .....	April 16, '69	1,800
Japan .....	John A. Bingham, E. E. & M. P.	Yeddo.....	Ohio.....	May 31, '73	12,000
	Durham W. Stevens, Sec. Leg....	Yeddo.....	D. C.....	Aug. 6, '73	2,500
	David Thompson, Interpreter...	Yeddo .....	Ohio.....	Nov. 18, '74	2,500
Liberia.....	John H. Smyth, M. R. & C. G.....	Monrovia .....	N. C.....	July 12, '78	4,000
Mexico .....	Philip H. Morgan, E. E. & M. P.	Mexico .....	La.....	Jan. 26, '80	12,000
	Edward M. Neill, Sec. of Leg....	Mexico .....	R. I.....	Mar. 27, '79	1,800
Nether-lands.....	James Birney, Minister Res.....	The Hague.....	Mich.....	Jan. 10, '76	7,500
Paraguay & Uruguay..	John C. Caldwell, Chargé d'Aff...	Montevideo.....	Me .....	Aug. 15, '76	5,000
Peru.....	I. P. Christiancy, E. E. & M. P...	Lima .....	Mich.....	Feb., 1870	10,000
Portugal....	Benj. Moran, Chargé d'Affaires...	Lisbon .....	Pa.....	Aug. 16, '76	5,000
Roumania..	Eugene Schuyler, Dip. Agent & Consul General.....	Bucarest.....	N. Y.....	June 11, '80	4,000
Russia .....	John W. Foster.....	St. Petersburg..	Ind.....	Jan. 26, '80	17,500
	Wickham Hoffman, Sec. Leg.....	St. Petersburg..	N. Y.....	May 31, '77	2,625
Spain.....	Lucius Fairchild, E. E. & M. P...	Madrid.....	Wis .....	Jan. 26, '80	12,000
	Dwight T. Reed, Sec. of Leg.....	Madrid.....	N. Y.....	July 9, '77	1,800
Sweden & Norway..	John L. Stevens, Minister Res...	Stockholm.....	Me .....	Aug. 28, '77	7,500
Switzer-land .....	Nicholas Fish, Chargé d'Affaires	Berne.....	N. Y.....	June 20, '77	5,000
Turkey .....	James Longstreet, Min Res.....	Constantinople.	Ga.....	June 14, '80	7,500
	G. H. Heap, Consul General & ex off, Sec. of Leg.....	Constantinople.	Pa.....	July 12, '78	3,000
	A. A. Gargiulo, Interpreter.....	Constantinople.		July 1, '73	3,000
Venezuela.	Jehu Baker, Minister Resident.	Caracas.....	Ill.....	Mar. 4, '78	7,500

\*Envoy Extraordinary and Minister Plenipotentiary.

## UNITED STATES CONSULAR SERVICE.

The following table includes all consuls, consuls-general, and commercial agents of the United States, the amount of whose compensation reaches \$1,000, or upwards, annually. By the act of June 1st, 1874, the salaried consulates are divided into seven classes, besides other subdivisions, with specific fixed salaries for each, as follows:

Five consulates at.....	\$6,000	Twenty-one consulates*at.....	\$3,000
Two " at.....	5,000	Sixteen " at.....	2,500
One consulate at.....	4,500	Thirty-seven " at.....	2,000
Six consulates at.....	4,000	Forty-seven " at.....	1,500
Eight " at.....	3,500	Twenty " at.....	1,000

By law, all consuls receiving a fixed salary are required to pay into the Treasury, without reduction, all fees received by virtue of their offices. At other consulates and consular agencies the fees collected form the sole compensation of the incumbent, which, however, is limited in the case of consular agents to a maximum of \$1,000, and such agents are usually allowed to transact business. The compensation of the feed consuls is limited to \$2,500. If the fees exceed that sum, such consuls can pay clerk-hire from the fees received at the consulate when specially authorized, but not otherwise. The column of fees shows the amount of fees received at each consulate and agency from which returns have been made for the fiscal year ending June 30, 1880.

From the Register of the Department of State, December, 1880, etc.

## CONSULS OF THE UNITED STATES.

C.A. means Commercial Agent; C.G. Consul-General; C.C. Consular Clerk.

PLACE.	NAME.	STATE.	Date Appointed.	Salary.	Fees Fiscal Year 1880.
<b>Argentine Republic.</b>					
Buenos Ayres.....	Edward L. Baker.....	Illinois.. ..	Jan. 8, '74	\$3,000	\$4,075 13
<b>Austria-Hungary.</b>					
Prague.....	Charles A. Phelps.....	Massachusetts ...	Feb. 22, '77	2,000	9,905 00
Trieste .....	Alex. W. Thayer.....	New York .....	Nov. 1, '64	2,000	2,295 89
Vienna .....	James R. Weaver, C.G.	West Virginia.....	Apr. 3, '79	3,000	6,548 50
<b>Barbary States.</b>					
Tangier.....	Felix A. Matthews.....	California .....	July 9, '70	3,000	15 50
Tunis.....	George W. Fish.....	Michigan.....	July 13, '78	3,000	5 00
<b>Belgium.</b>					
Antwerp .....	John H. Steuart.....	Pennsylvania ...	March 3, '79	2,500	4,026 72
Brussels.....	John Wilson .....	Pennsylvania ...	Jan. 18, '72	2,500	1,932 00
Charleroi .....	Chas. Vander-Elst, Agt	.....	Dec. 5, '77	1,000	2,125 00
Verviers.....	George C. Tanner.....	South Carolina...	Mar. 12, '78	1,500	1,410 00
<b>Brazil.</b>					
Bahia.....	.....	.....	.....	1,500	824 69
Para.....	Asa C. Prindle .....	New York.....	Aug. 6, '78	1,000	2,370 86
Pernambuco .....	Henry L. Atherton.....	New York.....	Nov. 15, '80	2,000	1,700 82
Rio Grande .....	John L. Frisbie.....	Michigan .....	July 8, '78	1,000	648 97
Rio de Janeiro.....	Thomas Adamson, C.G	Pennsylvania .....	Apr. 10, '78	6,000	8,122 88
Santos .....	William T. Wright.....	Indiana .....	July 24, '76	Fees.	1,389 23
<b>Chili.</b>					
Talcahuano.....	William Crosby.....	Ohio .....	Mar. 11, '75	1,000	713 52
Valparaiso .....	Lucius H. Foote.....	California.....	Mar. 3, '79	3,000	1,885 69
<b>China.</b>					
Amoy.....	W. E. Goldsborough ...	Maryland.....	Apr. 25, '79	3,500	2,706 93
Canton .....	William L. Scruggs.....	Georgia.....	Apr. 16, '80	3,500	819 74
Chin-Kiang .....	Enoch J. Smithers.....	Delaware.....	Apr. 21, '80	3,500	658 90
Foo-Chow.....	J. C. A. Wingate.....	New Hampshire.	Mar. 31, '80	3,500	665 28
" .....	John P. Cowles, Jr., Int	.....	Sept. 22, '80	1,500	.....
Hankow.....	Isaac F. Sheppard.....	Missouri .....	Nov. 3, '76	3,500	1,505 06
" .....	Nelson E. Bryant C. C.	Maryland .....	Dec. 17, '75	1,000	.....
Ningpo.....	Edward C. Lord.....	New York.....	Mar. 18, '67	3,500	132 38
Shanghai .....	Owen N. Denny, C.G....	Oregon.....	Jan. 7, '80	5,000	7,845 43
" .....	F. D. Cheshire, Int.....	.....	June 30, '79	2,000	.....
Tien-Tsin.....	W. P. Mangum.....	North Carolina...	Mar. 29, '80	3,500	190 18



UNITED STATES CONSULAR SERVICE.—Continued.

PLACE.	NAME.	STATE.	Date Appointed.	Salary.	Fees Fiscal year 1880.
<b>Colombia, U.S. of</b>					
Aspinwall or Colon..	James Thorington, C.A	Iowa.....	May 27, '73	3,000	3,242 87
Carthagena.....	Edm'd W.P. Smith, C.A.	Indiana.....	Mar. 25, '79	Fees.	1,554 13
Panama.....	John M. Wilson.....	Ohio.....	April 3, '79	3,000	2,888 00
Sabanilla.....	William W. Randall....	Wisconsin.....	Sept. 8, '80	1,000	.....
<b>Denmark, &amp;c.</b>					
Copenhagen.....	Henry B. Ryder.....	.....	April 7, '74	1,500	273 50
St. Thomas.....	Victor Thompson.....	Mississippi.....	April 1, '80	2,500	1,645 55
<b>Ecuador.</b>					
Guayaquil.....	Phanor M. Eder.....	Nevada.....	Nov. 6, '80	1,000	1,341 84
<b>France and Dominions.</b>					
Bordeaux.....	Benjamin Gerrish, Jr..	New Hampshire	Oct. 24, '73	2,500	7,000 89
".....	J. A. Raphel, C. C.....	Maryland.....	Feb. 14, '72	1,200	.....
Calais.....	J. P. Vendroux, Agt....	.....	Mar. 21, '63	1,000	2,229 58
Cognac.....	Thomas P. Smith, Agt....	.....	Aug. 23, '73	1,000	1,650 00
Guadaloupe.....	Charles Bartlett.....	Maine.....	Mar. 12, '78	Fees.	1,660 89
Havre.....	John A. Bridgland.....	Indiana.....	Oct. 7, '73	3,000	5,913 59
Limoges.....	August Jouhannaud.....	.....	Oct. 29, '79	1,000	1,186 50
Lyons.....	Benj. F. Peixotto, C....	California.....	Feb. 14, '78	2,500	12,926 00
Marseilles.....	John B. Gould.....	Maine.....	June 11, '78	2,500	3,628 51
Martinique.....	Walter H. Garfield.....	Massachusetts...	Nov. 13, '77	1,500	1,970 61
Nantes.....	George Gifford, C.A.....	Maine.....	May 31, '78	1,000	297 01
Nice.....	William H. Vesey.....	Dist. Columbia...	Oct. 1, '70	1,500	297 50
Paris.....	George Walker.....	New York.....	Feb. 12, '80	6,000	51,293 00
Rheims.....	A. Gouverneur Gill, C. A.....	New York.....	Mar. 1, '67	Fees.	1,769 50
Rouen.....	Albert Rhodes, C. A....	Pennsylvania.....	July 10, '80	1,000	776 97
St. Etienne.....	Theo. Hertzberg, C.A....	Texas.....	May 27, '79	Fees.	2,829 00
<b>Friendly Isl'ds.</b>					
Apia.....	Thomas M. Dawson, C....	California.....	Apr. 10, '78	1,000	100 67
<b>Germany.</b>					
Aix la Chapelle.....	James T. Du Bois.....	Pennsylvania.....	Nov. 6, '80	Fees.	1,927 50
Barmen.....	Edgar Stanton.....	Illinois.....	Jan. 13, '75	2,000	5,309 50
Berlin.....	H. Kreismann, C.G.....	Illinois.....	June 17, '74	4,000	7,948 43
".....	F. C. Zimmerman, C.C....	North Carolina...	Oct. 1, '79	1,000	.....
Bremen.....	William F. Grimell.....	New York.....	May 26, '79	2,500	4,894 50
Breslau.....	Henry Dithmar.....	New York.....	Aug. 24, '78	Fees.	1,274 50
Brunswick.....	William C. Fox.....	Missouri.....	Mar. 28, '76	Fees.	2,123 50
Chemnitz.....	Nathan K. Griggs.....	Nebraska.....	Aug. 5, '76	2,000	17,285 00
Cologne.....	George E. Bullock.....	Indiana.....	Apr. 1, '78	2,000	2,270 00
Crefeld.....	Joseph S. Potter.....	Massachusetts...	Apr. 16, '80	Fees.	5,980 00
Dresden.....	Joseph T. Mason.....	Virginia.....	Mar. 8, '76	2,500	4,730 49
Dusseldorf.....	Henry Lewis, Agent....	.....	June 1, '67	1,000	1,582 00
Frankfort.....	Alfred E. Lee, C. G....	Ohio.....	Apr. 5, '77	3,000	4,728 00
Furth.....	F. J. Hirschmann, Agt....	.....	Dec. 23, '79	1,000	2,972 00
Geestemunde.....	Wolfgang Schoenle.....	Ohio.....	Mar. 5, '78	Fees.	1,987 34
Hamburg.....	James M. Wilson.....	Missouri.....	Aug. 25, '80	2,500	9,372 89
Kehl.....	C. Schwartzmann, A....	.....	Apr. 30, '72	1,000	1,322 50
Leipzig.....	J. E. Montgomery.....	New York.....	Mar. 3, '79	2,000	7,605 01
Mannheim.....	Edward M. Smith.....	New York.....	Jan. 17, '76	1,500	1,739 25
Mayence.....	August Heidelberger...	.....	July 24, '77	1,000	3,159 00
Munich.....	Samuel Spackman.....	Pennsylvania.....	Aug. 25, '80	1,500	960 50
Nuremberg.....	G. H. Horstman.....	Pennsylvania.....	Aug. 25, '80	2,000	3,227 50
Sonneberg.....	Henry J. Winser.....	New Jersey.....	Apr. 16, '69	2,000	5,628 50
Stettin.....	George F. Lincoln.....	Connecticut.....	Nov. 8, '80	1,000	422 18
Stuttgart.....	George L. Catlin.....	New Jersey.....	Apr. 2, '80	1,500	1,489 75
<b>Great Britain and Dominions.</b>					
Auckland.....	Gilderoy W. Griffin....	Kentucky.....	Apr. 30, '79	1,500	692 75
Barbadoes.....	Woodbury H. Polleys..	New York.....	June 19, '78	1,500	1,996 13
Belfast.....	Lewis Richmond.....	Rhode Island.....	Jan. 26, '80	2,500	11,369 34
Bermuda.....	Charles M. Allen.....	New York.....	Aug. 7, '61	1,500	1,909 10

## UNITED STATES CONSULAR SERVICE.—Continued.

PLACE.	NAME.	STATE.	Date Appointed.	Salary.	Fees Fiscal year. 1880.
Birmingham.....	Wilson King .....	Pennsylvania.....	June 3, '79	\$2,500	\$7,887 54
Bombay.....	B. F. Farnham.....	Massachusetts ...	Oct. 28, '70	Fees.	1,108 21
Bradford .....	Charles O. Shepard.....	New York.....	June 6, '77	3,000	15,565 53
Bristol.....	Theodore Canisius .....	Illinois.....	Jan. 13, '75	1,500	887 91
Brockville.....	E. A. Buckman, Agt. ....	.....	May 4, '75	1,000	1,945 60
Calcutta .....	A. C. Litchfield, C. G. ...	Michigan.....	May 23, '71	5,000	8,674 38
Cape Town.....	W. W. Edgecomb.....	Maine.....	Apr. 19, '71	1,500	743 28
Cardiff.....	William Wirt Sikes.....	New York.....	June 8, '76	2,000	4,277 39
Ceylon.....	William Morey.....	Maine.....	Aug. 9, '77	1,000	634 20
Charlottet'n, P. E. I.	David M. Dunn.....	Indiana.....	Mar. 15, '71	1,500	885 00
Chatham, Canada...	H. C. Buffington, C.A. ...	.....	May 7, '79	Fees.	1,142 35
Clifton.....	Robert S. Chilton.....	Dist. Columbia...	Feb. 2, '71	1,500	457 00
Coaticook.....	Edwin Vaughan.....	New Hampshire.	Apr. 16, '79	2,000	1,990 25
Cork .....	Edward P. Brooks.....	Virginia.....	Jan. 26, '80	2,000	712 14
Demerara.....	Philip Figyelmesy .....	Dist. Columbia...	Jan. 30, '65	3,000	1,811 23
Dublin.....	Benjamin H. Barrows..	Nebraska .....	Feb. 25, '76	2,000	1,656 99
Dundee.....	M. McDougall.....	New York.....	Aug. 2, '71	2,000	7,504 95
Dunfermline .....	Henry R. Meyers .....	Alabama.....	July 2, '78	Fees.	3,219 00
Fort Erie.....	Andrew C. Phillips.....	Maine.....	Apr. 16, '69	1,500	898 50
Gaspé Basin.....	George H. Holt .....	New York.....	Apr. 17, '71	1,000	.....
Gibraltar.....	Horatio J. Sprague.....	Massachusetts...	May 12, '48	1,500	1,376 21
Glasgow .....	Bret Harte.....	California.....	Mar. 29, '80	3,000	11,481 08
Goderich, Canada...	John Hibbard, C.A. ....	Michigan.....	Mar. 8, '79	1,500	634 50
Greenock .....	Emanuel Newell, Agt. ....	.....	May 15, '73	1,000	.....
Guelfh, Canada.....	W. A. Worden, Agt. ....	New York.....	Nov. 21, '77	1,000	2,183 00
Halifax .....	M. M. Jackson, C.G. ....	Wisconsin.....	June 11, '80	2,000	2,551 09
Hamilton, Canada...	Frank Leland .....	Wisconsin.....	Feb. 7, '78	2,000	2,008 00
Hong-Kong .....	John S. Mosby .....	Virginia .....	Aug. 28, '78	4,000	15,194 29
Huddersfield .....	C. W. Whitman, Agt. ....	.....	Feb. 7, '77	1,000	3,147 50
Hull.....	Geo. W. Driggs .....	Florida.....	Dec. 26, '79	Fees.	1,816 55
Kingston, Canada...	M. H. Twitchell .....	Louisiana.....	Apr. 1, '78	1,500	1,036 50
Kingston, Jamaica..	Geo. E. Hoskinson.....	Wisconsin.....	Dec. 20, '75	2,000	2,598 29
Lauthala, F. I.....	Henry S. Lasar, C.A. ...	Missouri.....	Apr. 26, '79	1,000	15 51
Leeds.....	Alfred V. Dockery.....	North Carolina..	Feb. 18, '78	2,000	2,215 00
Leicester .....	J. B. Haxby, Agt. ....	.....	Nov. 16, '69	1,000	1,455 00
Leith .....	John T. Robeson.....	Tennessee .....	July 9, '70	2,000	1,353 04
Liverpool .....	Stephen B. Packard ..	Louisiana.....	May 22, '78	6,000	45,072 88
London .....	Adam Badeau, C.G. ....	New York.....	Apr. 28, '70	6,000	59,252 71
London, Canada....	W. H. McCutcheon, A. ...	.....	Mar. 25, '79	1,000	1,649 50
Mahe (Seychelles)..	Evelyn P. Mussey .....	Vermont.....	Nov. 6, '80	1,500	12 46
Manchester .....	Albert D. Shaw.....	New York.....	Apr. 24, '78	3,000	18,072 55
Melbourne .....	Oliver M. Spencer.....	Iowa.....	June 4, '76	4,500	1,989 93
Montreal.....	John Q. Smith, C. G. ....	Ohio.....	Feb. 18, '78	4,000	5,468 36
Nassau.....	T. J. McLean, Jr .....	Ohio.....	Dec. 14, '77	2,000	1,620 18
Newcastle.....	Evan R. Jones.....	Wisconsin.....	Apr. 16, '69	1,500	1,196 10
Nottingham .....	Jasper Smith, C.A. ....	Dist. Columbia...	May 23, '77	Fees.	10,353 00
Ottawa, Canada.....	T. J. Barnett, C. A. ....	New York.....	Aug. 4, '79	Fees.	3,378 50
Paris, Canada.....	E. M. Sharp, Agent .....	.....	July 3, '78	1,000	1,582 00
Pictou, N. S.....	Oscar Malmros.....	Minnesota.....	May 4, '70	1,500	310 21
Port Hope, Canada..	La Rue Peck, Agent.....	.....	Apr. 12, '76	1,000	1,752 50
Port Louis.....	Thomas T. Prentiss. ...	Vermont.....	Mar. 29, '80	2,000	596 59
Port Sarnia, Canada	Samuel D. Pace.....	Michigan.....	Apr. 19, '69	1,500	1,920 00
Port Stanley, F. I...	George Gerard.....	Pennsylvania.....	June 17, '74	1,500	.....
P't. St'y. & St. Thos.	G. C. Baker, C. A. ....	Maine.....	June 20, '78	Fees.	2,050 50
Prescott .....	Sanford S. Blodgett....	New York.....	May 7, '78	1,500	748 50
Quebec.....	John N. Wasson.....	Illinois.....	Apr. 24, '78	1,500	875 49
Sheffield .....	Claudius B. Webster... ..	Connecticut.....	July 11, '70	2,500	5,500 01
Sherbrooke .....	H. D. Lawrence, C.A. ...	Vermont.....	Mar. 26, '79	Fees.	4,247 50
Singapore.....	Adolph G. Studer .....	Iowa .....	May 23, '71	2,500	3,160 93
Southampton .....	William Thompson.....	Dist. Columbia...	Aug. 6, '78	1,000	125 56
St. Helena.....	H. J. Crouch.....	Pennsylvania.....	Sept. 1, '80	1,500	1,970 79
St. Helen's.....	John Hammill .....	.....	Oct. 19, '65	1,000	2,392 50
St. John's, N. B. ....	Darius B. Warner.....	Ohio .....	May 4, '66	2,000	3,278 32
St. John's, Quebec..	Robert J. Saxe.....	Vermont .....	Dec. 17, '74	1,500	1,628 50
Stratford .....	J. S. Benedict.....	.....	Mar. 8, '79	Fees.	2,308 00
Sydney.....	James H. Williams.....	Maine .....	Feb. 1, '76	Fees.	2,260 79
Toronto.....	William C. Howells.....	Ohio .....	Apr. 24, '78	2,000	3,919 50
Trinidad .....	Fulton Paul.....	New York.....	May 27, '74	Fees.	2,513 72
Tunstall .....	Edward E. Lane.....	Illinois.....	Mar. 3, '79	2,500	7,697 51
Victoria .....	Allen Francis.....	Oregon.....	June 13, '77	Fees.	1,754 72



UNITED STATES CONSULAR SERVICE—Continued.

PLACE.	NAME.	STATE.	Date Appointed.	Salary.	Fees Fiscal Year 1880.
Windsor, Canada....	John H. Jenks, C. A....	Illinois.....	Sept. 15, '77	\$1,500	\$1,422 00
Windsor, N. S.....	Daniel K. Hobart.....	Maine.....	May 28, '72	1,000	825 34
Winnipeg.....	James W. Taylor.....	Minnesota.....	Sept. 14, '70	1,500	200 50
<b>Hawaii.</b>					
Honolulu.....	David A. McKinley.....	California.....	Dec. 15, '80	4,000	6,596 39
".....	F. P. Hastings, C.C.....	.....	June 11, '77	1,000	.....
<b>Hayti.</b>					
Cape Haytien.....	Stanislaus Goutier.....	Pennsylvania.....	July 9, '70	1,000	1,071 93
<b>Honduras.</b>					
Ruatan & Truxillo..	William C. Burchard..	.....	Apr. 3, '79	1,000	291 22
<b>Italy.</b>					
Carrara.....	Robert W. Welsh.....	New Hampshire.	Nov. 13, '79	Fees.	1,078 50
Florence.....	J. Schuyler Crosby.....	New York.....	Aug. 15, '76	1,500	2,638 98
Genoa.....	John F. Hazleton.....	New York.....	June 3, '78	1,500	1,703 22
Leghorn.....	William T. Rice.....	Massachusetts..	Mar. 29, '80	1,500	3,358 32
Messina.....	George H. Owen.....	Vermont.....	July 12, '75	1,500	2,696 27
Naples.....	Edwin H. Smith.....	Virginia.....	July 1, '80	1,500	1,300 40
Palermo.....	Sampson P. Bayly.....	Virginia.....	Aug. 31, '76	1,500	6,050 48
Rome.....	.....	.....	.....	3,000	617 68
".....	Chas. M. Wood, C.C.....	Vermont.....	Mar. 21, '73	1,000	.....
Venice.....	John Harris.....	Pennsylvania....	Apr. 3, '79	1,000	457 88
<b>Japan.</b>					
Kanagawa.....	Thos. B. Van Buren, C.G	New Jersey.....	June 17, '74	4,000	9,409 19
".....	George E. Rice, Int....	.....	Nov. 12, '78	1,500	.....
".....	Harold S. Van Buren..	.....	May 25, '80	1,000	.....
	Marshal.....	.....	.....	& fees	.....
Nagasaki.....	Alexander C. Jones.....	West Virginia....	Mar. 29, '80	3,000	530 60
".....	Rodney H. Powers,	.....	Sept. 22, '73	1,000	.....
	Marshal.....	.....	.....	& fees	.....
Osaka and Hiogo...	Julius Stahel.....	New York.....	Feb. 6, '78	3,000	3,672.44
<b>Madagascar.</b>					
Tamatave.....	William W. Robinson..	Wisconsin.....	Mar. 16, '75	2,000	163 76
<b>Mexico.</b>					
Acapulco.....	John A. Sutter, Jr.....	California.....	July 13, '70	2,000	569 21
Guaymas.....	Alexander Willard.....	California.....	Sept. 16, '67	1,000	537 16
Matamoros.....	Warner P. Sutton.....	Michigan.....	Mar. 18, '78	2,000	543 96
Merida.....	Louis H. Ayne.....	Dist. Columbia..	Feb. 19, '80	Fees.	1,200 82
Mexico.....	David H. Strother, C.G	West Virginia....	Apr. 3, '79	2,000	89 00
Santa Cruz Pt.....	William Chamberlin..	.....	May 31, '80	1,000	1,145 50
Tampico.....	Aug. J. Cassard.....	Louisiana.....	Dec. 20, '78	1,500	479 89
Tuxpan.....	W. L. Catlin.....	Louisiana.....	Jan. 10, '79	Fees.	1,041 13
Vera Cruz.....	S. T. Trowbridge.....	Illinois.....	Apr. 19, '69	3,000	2,969 97
<b>Netherlands, &amp;c</b>					
Amsterdam.....	David Eckstein.....	Ohio.....	Apr. 24, '78	1,500	1,562 63
Batavia.....	Oscar Hatfield.....	New York.....	June 23, '79	1,000	983 56
Curagoa.....	Almont Barnes.....	Vermont.....	Nov. 23, '80	Fees.	2,498 48
Rotterdam.....	John F. Winter.....	Illinois.....	Aug. 3, '77	2,000	2,741 55
Schiedam.....	W. H. C. Jansen, Agt...	.....	Apr. 22, '70	1,000	1,624 50
<b>Nicaragua.</b>					
San Juan del Norte and Punta Arenas	J. C. Kretchmar, C.A..	Dist. Columbia..	May 6, '79	1,000	730 83
<b>Peru.</b>					
Callao.....	Robert T. Clayton.....	Georgia.....	June 12, '77	3,500	1,294 02
<b>Portugal, &amp;c.</b>					
Fayal.....	Samuel W. Dabney.....	Massachusetts..	July 23, '72	1,500	619 38
Funchal.....	Thomas B. Reid.....	Wisconsin.....	July 5, '77	1,500	228 51
Lisbon.....	Henry W. Diman.....	Rhode Island....	July 12, '70	2,000	455 80
Santiago, Cp. Verde	Thomas M. Terry.....	Michigan.....	Aug. 15, '76	1,000	192 14
St. Paul de Loanda.	.....	.....	.....	1,000	18 39

## UNITED STATES CONSULAR SERVICE—Continued.

PLACE.	NAME.	STATE.	Date Appointed.	Salary.	Fees Fiscal Year 1880.
<b>Russia.</b>					
Odessa .....	Leander E. Dyer.....	Tennessee .....	April 13, '75	\$2,000	\$282 50
St. Petersburg.....	Wm. H. Edwards, C. G.	Dist. Columbia...	June 18, '78	2,000	674 00
<b>Salvador.</b>					
Sonsonate .....	Joaquin Mathé.....	United States ....	Feb. 14, '68	Fees.	3,025 50
<b>San Domingo.</b>					
San Domingo.....	Paul Jones.....	Ohio .....	June 17, '74	1,500	1,055 76
<b>Siam.</b>					
Bangkok .....	J. A. Halderman.....	Kansas.....	April 16, '80	3,000	270 32
<b>Society Islands.</b>					
Tahiti.....	Dorence Atwater.....	Connecticut.....	July 11, '70	1,000	397 58
<b>Spain and Dominions.</b>					
Baracoa.....	Datus E. Coon, C.A....	Alabama.....	July 13, '78	Fees.	1,740 57
Barcelona .....	Frederick H. Scheuch.	Indiana.....	Mar. 24, '74	1,500	430 76
Cadiz .....	Alfred N. Duffié.....	Rhode Island.....	April 21, '69	1,500	1,554 42
Cardenas.....	T. F. Wilson, C.A.....	Pennsylvania.....	Jan. 2, '79	.....	4,493 45
Cienfuegos .....	De Witte Stearns.....	Mississippi .....	Aug. 15, '76	2,500	2,049 98
Grao .....	R. Lowenstein, Agent.	.....	Oct. 18, '76	.....	1,332 97
Havana .....	Henry C. Hall, C.G....	.....	Nov. 7, '73	6,000	17,954 30
" .....	Jos A. Springer, C.C....	Cuba.....	Jan. 8, '70	1,200	.....
" .....	John B. Hay C. C.....	Virginia .....	Mar. 25, '76	1,000	.....
Malaga.....	Henry C. Marston.....	Illinois.....	Mar. 29, '80	1,500	1,855 30
Manila .....	E. A. Youngs .....	New York.....	Oct. 8, '80	Fees.	1,818 76
Matanzas .....	Geo. W. Roosevelt.....	Pennsylvania .....	Sept. 1, '80	3,000	3,400 62
Ponce .....	Ed. E. White.....	Virginia.....	Dec. 4, '78	Fees.	1,476 08
Sagua la Grande.....	Joseph S. Swords.....	Dist. Columbia...	Dec. 4, '78	Fees.	2,606 86
San Juan, P. R.....	Edward Conroy.....	Pennsylvania.....	April 21, '69	2,000	476 57
Santiago de Cuba...	John C. Landreau.....	Louisiana.....	Dec. 12, '76	2,500	1,081 50
<b>Sweden and Norway.</b>					
Gottenburg.....	E. L. Oppenheim.....	New York.....	April 1, '78	Fees.	2,047 00
Stockholm.....	Nere A. Elfwing.....	Sweden.....	April 17, '71	Fees.	1,065 50
<b>Switzerland.</b>					
Basle .....	Frank H. Mason.....	Ohio.....	Feb. 20, '80	2,000	3,568 50
Berne .....	J. E. Hinnen .....	.....	Dec. 9, '79	Fees.	2,244 50
Geneva .....	Lyell T. Adams.....	New York.....	Mar. 3, '79	1,500	775 50
Hargen .....	F. G. Vetter, Agent.....	.....	Sept. 13, '78	Fees.	2,555 00
St. Gall.....	Albert J. De Zeyk .....	Iowa.....	Mar. 5, '78	Fees.	4,025 50
Zurich .....	Samuel H. M. Byers...	Iowa.....	Mar. 25, '69	2,000	4,687 25
<b>Turkey and Dominions.</b>					
Beirut .....	John T. Edgar.....	Nebraska .....	Mar. 11, '75	2,000	115 00
Cairo.....	E. E. Farman, Agent and C.G.....	New York.....	Mar. 27, '76	4,000	349 00
" .....	E. A. Van Dyke, C.C....	Michigan .....	May 12, '73	1,000	.....
Constantinople .....	G. Harris Heap .....	Pennsylvania.....	July 12, '78	3,000	759 50
" .....	James Maynard, Mar- shal .....	} Tennessee .....	Jan. 19, '76 {	1,000	} .....
Jerusalem.....	Joseph G. Wilson.....	Iowa.....	Aug. 1, '77	1,500	89 50
Smyrna .....	B. Odell Duncan.....	South Carolina...	April 2, '80	2,000	1,674 39
Tripoli .....	Cuthbert B. Jones.....	Louisiana.....	Aug. 15, '76	3,000	6 84
<b>Uruguay.</b>					
Montevideo.....	Alexander L. Russell...	Pennsylvania.....	Feb. 27, '79	2,000	2,119 53
<b>Venezuela.</b>					
Laguayra.....	James W. Siler.....	Arkansas.....	Nov. 29, '80	1,500	1,692 84
Maracalbo .....	E. H. Plumacker.....	Tennessee.....	June 24, '78	Fees.	3,284 98
Puerto Cabello.....	A. Lacombe.....	.....	July 20, '67	Fees.	1,487 10



THE ARMY OF THE UNITED STATES.

Summarized from the Annual Report of the General of the Army, Dec., 1880.

THE Army of the United States on the 15th of October, 1880, consisted of the following forces in officers and men:

	Officers.	Enlisted men.
Ten cavalry regiments.....	429	7,163
Five artillery regiments .....	280	2,500
Twenty-five infantry regiments.....	863	11,069
Engineer battalion, recruiting parties, ordnance department, hospital service, Indian scouts, West Point, and general service.....	581	3,527
Total.....	2,152	24,259

For convenience, and to fix responsibility, the country is divided into four military divisions, each with several departments, as follows:

1. Military division of the Missouri, commanded by Lieut.-Gen. Philip H. Sheridan, head-quarters Chicago; comprehends the departments of the Missouri (Gen. Pope); Dakota (Gen. Terry); and the Platte (Gen. Crook). There are 8 regiments of cavalry and eighteen of infantry in this division.

2. Military division of the Atlantic, commanded by Major-General Winfield S. Hancock, head-quarters New York. Includes department of the East (Gen. Hancock); department of the South (Col. H. J. Hunt, Newport Barracks, Ky.) There is also the department of West Point, commanded by Brig. General O. O. Howard. This division includes four regiments of artillery and three of infantry.

3. Military division of the Gulf, commanded by Major-General John M. Schofield, head-quarters New Orleans. Includes departments of Texas, (Gen. C. C. Augur), and Arkansas, (including Arkansas, Louisiana and Indian Territory), Col. R. S. Mackenzie.

4. Military division of the Pacific, commanded by Major-General Irvin McDowell, head-quarters San Francisco. Includes departments of California (Gen. McDowell); the Columbia (Gen. N. A. Miles); Arizona (Gen. O. B. Wilcox): comprises one regiment of artillery, two of cavalry, and four of infantry.

The maximum military force allowed under existing laws is 2,153 commissioned officers and 25,000 enlisted men. The report of the General of the Army exhibits the actual number in service as 2,152 officers and 24,259 enlisted men, Oct. 15, 1880. The following table exhibits the number in each rank of the army:

Colonels, 68; lieutenant-colonels, 85; majors, 243; captains, 608; adjutants, 40; regimental quarter-masters, 31; first lieutenants, 563; second lieutenants, 432; chaplains, 32; store-keepers, 21; total, 2,152. The enlisted men embrace 38 sergeant-majors, 38 quarter-master sergeants, 651 musicians, 219 trumpeters, 8 saddler sergeants, 114 ordnance sergeants, 186 hospital stewards, 147 commissary sergeants, 420 first sergeants, 1,993 sergeants, 1,629 corporals, 224 farriers, 71 artificers, 110 saddlers, 55 wagoners, and 17,619 privates: total 24,259. Besides these there are employed in the Signal Corps, 452; Military Academy, 8 professors, 184 cadets, 187 enlisted men: total, 379.

The number of retired army officers is 387; number of privates discharged during the fiscal year 1879, 5,304; number died during same period, 235; number deserted, 2,043; number enlisted and re-enlisted, 5,620.

	Entered the Army.
General of the Army.....	William T. Sherman.....1840
Lieutenant-General.....	Philip H. Sheridan .....1853
Major-Generals (limited by law to three) ....	{ Winfield S. Hancock.....1844
	{ John M. Schofield.....1853
	{ Irvin McDowell.....1838
	{ John Pope.....1842
	{ Oliver O. Howard.....1854
Brigadier-Generals (limited by law to six)	{ Alfred H. Terry.....1865
	{ Christopher C. Augur.....1843
	{ George Crook.....1852
	{ Nelson A. Miles.....1866

PAY OF THE ARMY OF THE UNITED STATES.

[From the Official Army Register, 1879.]

GRADE.	Pay of Officers in Active Service.					Pay of Retired Officers.				
	Yearly Pay.					Yearly Pay.				
	First 5 yrs' service.	After 5 yrs' service.	After 10 yrs' service.	After 15 yrs' service.	After 20 yrs' service.	First 5 yrs' service.	After 5 yrs' service.	After 10 yrs' service.	After 15 yrs' service.	After 20 yrs' service.
General.....	\$13,500	10p.c.	20p.c.	30p.c.	40p.c.	.....	.....	.....	.....	.....
Lieutenant-General.....	11,000	.....	.....	.....	.....	.....	.....	.....	.....	.....
Major-General.....	7,500	.....	.....	.....	.....	\$5,625	.....	.....	.....	.....
Brigadier-General.....	5,500	.....	.....	.....	.....	4,125	.....	.....	.....	.....
Colonel.....	3,500	\$3,850	\$4,200	*\$4,500	*4,500	2,625	\$2,887	\$3,150	\$3,375	\$3,375
Lieutenant-Colonel.....	3,000	3,300	3,600	3,900	*4,000	2,250	2,475	2,700	2,925	3,000
Major.....	2,500	2,750	3,000	3,250	3,500	1,875	2,062	2,250	2,437	2,625
Captain, mounted.....	2,000	2,200	2,400	2,600	2,800	1,500	1,650	1,800	1,950	2,100
Captain, not mounted....	1,500	1,980	2,160	2,340	2,520	1,350	1,485	1,620	1,755	1,890
Regimental Adjutant.....	1,800	1,980	2,160	2,340	2,520	.....	.....	.....	.....	.....
Regimental Quartermast'r	1,800	1,980	2,160	2,340	2,520	.....	.....	.....	.....	.....
1st Lieutenant, mounted.	1,600	1,760	1,920	2,080	2,240	1,200	1,320	1,440	1,560	1,680
1st Lieutenant, not m't'd.	1,500	1,650	1,800	1,950	2,100	1,125	1,237	1,350	1,462	1,575
2d Lieutenant, mounted.	1,500	1,650	1,800	1,950	2,100	1,125	1,237	1,350	1,462	1,575
2d Lieutenant, not m't'd.	1,400	1,540	1,680	1,820	1,960	1,050	1,155	1,260	1,365	1,470
Chaplain.....	1,500	1,650	1,800	1,950	2,100	1,350	1,485	1,620	1,755	1,890

\* The maximum pay of colonels is limited to \$4,500, and of lieutenant-colonels to \$4,000.

QUARTERS, FUEL, AND FORAGE ALLOWED TO ARMY OFFICERS.

By act of June 18, 1878, all allowance or commutation for fuel was prohibited, but wood is furnished at \$3 per cord, out of the pay of officers. Forage is furnished only in kind, and only to officers actually in the field or west of the Mississippi, on the basis of five horses for the General of the Army, four for the Lieutenant-General, three each for a major- or brigadier-general, and two each for a colonel, lieutenant-colonel, major, mounted captain or lieutenant, adjutant, and regimental quartermaster. Quarters are furnished on the following basis: General (commutation for quarters), \$125 per month; Lieutenant-General, \$70 per month; major-general, six rooms; brigadier-general or colonel, five rooms; lieutenant-colonel or major, four rooms; captain or chaplain, three rooms; and first or second lieutenant, two rooms—all of which may be commuted at \$10 per room per month.

NOTE.—The law provides that no allowances shall be made to officers in addition to their pay, except quarters and forage furnished in kind.

Mileage at the rate of eight cents per mile is allowed for travel under orders.

The pay of cadets at the U. S. Military Academy, West Point, was placed at \$540 per annum, by Act of Aug. 7th, 1876, instead of \$500 and one ration *per diem* (equivalent to \$609.50), by former laws.

The pay of privates runs from \$156 (\$13 a month and rations) for first two years, to \$21 a month after twenty years' service.



The following is a list of generals who have commanded the army since 1775, with the dates of command as far as can be ascertained from the official records :

- Major-General George Washington, June 15, 1775, to December 23, 1783.
  - Major-General Henry Knox, December 23, 1783, to June 20, 1784.
  - Lieutenant-Colonel Josiah Harmer, general-in-chief by brevet, September, 1788, to March, 1791.
  - Major-General Arthur St. Clair, March 4, 1791, to March, 1792.
  - Major-General Anthony Wayne, April 11, 1792, to December 15, 1796.
  - Major-General James Wilkinson, December 15, 1796, to July, 1798.
  - Lieutenant-General George Washington, July 3, 1798, to his death, Dec. 14, 1799.
  - Major-General James Wilkinson, June, 1800, to January, 1812.
  - Major-General Henry Dearborn, January 27, 1812, to June, 1815.
  - Major-General Jacob Brown, June, 1815, to February 21, 1828.
  - Major-General Alexander Macomb, May 24, 1828, to June, 1841.
  - Major-General Winfield Scott (brevet lieutenant-general), June, 1841, to November 1, 1861.
  - Major-General George B. McClellan, November 1, 1861, to March 11, 1862.
  - Major-General Henry W. Halleck, July 11, 1862, to March 12, 1864.
  - Lieutenant-General Ulysses S. Grant, March 12, 1864, to July 25, 1866, and as General to March 4, 1869.
  - General William T. Sherman since March 4, 1869.
- At one period, between 1784 and 1789, while the entire army as organized, consisted of a small corps of artillery, the corps was commanded by a captain.

**Statistics of the United States Army, 1789-1879.**

The following table exhibits the strength of the regular army of the United States, from 1789 to 1879, as fixed by acts of Congress. The figures are for the aggregate of officers and men :

Year.	Strength of Army.	Year.	Strength of Army.
1789. 1 Reg't. Infantry, 1 Bat. Art.	840	1847. Mexican War.....	17,812
1792. Indian Border Wars.....	5,120	1848. " " .....	30,890
1794. Peace establishment .....	3,629	1849-1855. Peace establishment..	10,320
1801. ....	5,144	1856-1861. " " ..	12,931
1807. ....	3,278	1862. Civil War.....	39,273
1810. ....	7,154	1863-1866. " " .....	43,332
1812. War with Great Britain.....	11,831	1867. Peace establishment..	54,641
1815. ....	9,413	1868-1869. " " ..	52,922
1817-1821. Peace establishment...	9,980	1870. " " ..	37,313
1822-1832. " " ...	6,184	1871. " " ..	35,353
1833-1837. " " ...	7,198	1872-1874. " " ..	32,264
1838-1842. Florida War.....	12,539	1875-1879. " " ..	27,489
1843-1846. Peace establishment...	8,613		

**UNITED STATES MILITARY ACADEMY.**

The United States Military Academy at West Point was founded by act of March 16, 1802, constituting the corps of engineers of the army a military academy with fifty students or cadets, who were to receive instruction under the senior engineer officer as superintendent. Later acts established professorships of mathematics, engineering, philosophy, etc., and made the academy a military body, subject to the rules and articles of war. In 1815, a permanent superintendent was appointed, and a year later an annual board of visitors was provided for, to be named by the President, the Speaker of the House, and the President of the Senate. In 1843 the present system of the appointment of cadets was instituted, which assigns one cadet to each Congressional district and Territory in the Union, to be named by the Representative in Congress for the time being, and ten appointments at large, specially conferred by the President of the United States. The number of students is thus limited to 312. A large proportion of those appointed fail to pass the examination, and many others to complete the course, the proportion being stated at fully one-half hitherto. The course of instruction requires four years, and is largely mathematical and professional. The discipline is very strict, even more so than in the army, and the enforcement of penalties for offences is inflexible rather than severe. The whole number of graduates from 1802 to 1877 was about 2,700, of whom 1,200 are deceased and about 1,500 living. Of those surviving, 800 are still in the army, and about 700 out of service.

Appointees to the Military Academy must be between 17 and 22 years of age, at least five feet in height, and free from infirmity, and able to pass a careful examination in various branches of knowledge. Each cadet admitted must bind himself to serve the United States eight years from the time of admission to the academy. The pay of cadets, formerly fifty dollars per month and rations, was fixed at \$540 per year, with no allowance for rations, by the act of 1876. The aggregate amount of money appropriated by the United States for the Military Academy from 1802 to 1877 inclusive, was \$11,396,128, being an average of about \$149,949 annually. The number of actual members of the academy, by the official register of June, 1879, was 212.

## NAVY OFFICERS.

From the Navy Register of the United States, July, 1880.

## ADMIRAL.

NAME.	Present Duty, Station or Residence.	Whence appointed.	Original Entry into the Service.	Date of Present Commission.	Total Sea Service. Years.
David D. Porter.....	Special Duty, Washington....	Penn...	1829	Oct. 17, '70	23

## VICE-ADMIRAL.

Stephen C. Rowan ...	Pres. Board Examiners, D.C..	Ohio...	1826	April 30, '79	25
----------------------	------------------------------	---------	------	---------------	----

## REAR ADMIRALS—ACTIVE LIST (12).

John Rodgers .....	Supt. Naval Observatory....	D. C....	1828	May 1, '77	26
John L. Worden.....	Member Board Examiners....	N. Y....	1834	Dec. 29, '77	21
C. R. P. Rodgers ....	Commanding Pacific Station..	Conn ..	1833	July 9, '78	26
Stephen D. Trenchard	Member Special Board.....	N. Y....	1834	May 1, '78	26
Thomas H. Patterson	Commanding Asiatic Station..	La ....	1836	Sept. 8, '77	20
John C. Howell.....	Commanding European Stat'n	N. J ...	1836	Jan. 13, '77	21
Edward T. Nichols....	Light-house Inspector .....	Ga.....	1836	June 30, '80	22
Robert H. Wyman....	Com'dg North Atlantic Stat'n.	N. H....	1837	Jan. 15, '79	20
George B. Balch.....	Superintend't Naval Academy	Ala....	1837	Aug. 1, '79	20
Thomas H. Stevens ..	Special Duty, Norfolk Harbor	Conn ..	1836	July 1, '76	18
John M. B. Clitz.....	Settling Accounts.....	Mich...	1837	June 30, '80	22
Andrew Bryson ... ..	Com'dg South Atlantic Stat'n.	N. Y....	1837	Sept. 8, '79	23

## COMMODORES—ACTIVE LIST (25).

Donald McN. Fairfax.	Gov'nor Naval Asylum, Phila.	N. C....	1837	Oct. 27, '79	20
James H. Spotts.....	Special Duty, San Francisco..	Ky.....	1837	Mar. 26, '77	21
J. W. A. Nicholson...	New York .....	N. Y....	1838	May 1, '80	22
George H. Cooper ...	Com'dt Navy Yard, New York	N. Y....	1837	May 1, '80	23
John C. Beaumont...	Com'dt Navy Y'd, Portsmouth	Penn...	1838	May 1, '79	22
John C. Febiger.....	Easton, Md.....	Ohio...	1838	June 1, '80	25
Peirce Crosby .....	Comd't Navy Y'd, League Isl'd	Penn...	1838	Nov. 1, '77	22
J. Blakeley Creighton	Brooklyn, N. Y.....	R. I....	1838	July 1, '79	23
Aaron K. Hughes.....	Com'dt Navy Y'd, Norfolk, Va.	N. Y....	1838	July 1, '79	18
Edmund R. Colhoun..	Com'dt Navy Y'd, Mare Island	Mo.....	1839	April 17, '77	17
Charles H. Baldwin..	Member Light-house Board...	N. Y....	1839	April 1, '80	14
Robert W. Shufeldt..	Special Service on <i>Ticonderoga</i>	N. Y....	1839	Nov. 20, '78	16
Alexander C. Rhind..	President Board of Inspection.	Ala....	1838	May 1, '80	19
George M. Ransom...	Com'dg Navy Yard, Boston...	Ohio...	1839	Feb. 15, '79	22
William E. Hopkins..	Winchester, Va.....	Va.....	1839	Oct. 18, '77	19
Thomas Pattison.....	Com'dt Navy Y'd, Washington	N. Y....	1839	July 10, '80	19
William N. Jeffers ...	Chief Bureau Ordnance.....	N. J ...	1840	Oct. 30, '77	19
Edward Simpson.....	Com't Naval Stat'n, N. London	N. Y....	1840	Oct. 1, '78	21
William G. Temple...	Member Board of Examiners.	Vt.....	1840	Oct. 22, '79	22
Samuel P. Carter....	Washington, D. C.....	Tenn...	1840	April 1, '80	18
Thomas S. Phelps....	San Francisco, Cal.....	Maine..	1840	Feb. 15, '79	24
Clark H. Wells.....	Chief Signal Officer.....	Penn..	1840	May 1, '79	22
S. P. Quackenbush...	Norfolk, Va.....	N. Y....	1840	Aug. 14, '75	21
Earl English.....	Chief Bureau Equip't & Recr'g	N. J....	1840	Nov. 20, '78	26
Reigart B. Lowry ...	Erie, Pa.....	Penn...	1840	Aug. 28, '77	23

## Navy Yards of the United States.

1. Brooklyn Navy Yard, Brooklyn, N. Y.
2. Charlestown Navy Yard, Boston, Mass.
3. Gosport Navy Yard, near Norfolk, Va.
4. Kittery Navy Yard, opposite Portsmouth, N. H.
5. League Island Navy Yard, 7 miles below Philadelphia.
6. Mare Island Navy Yard, near San Francisco, Cal.
7. New London Naval Station (unfinished), New London, Conn.
8. Pensacola Navy Yard, Pensacola, Fla.
9. Washington City Navy Yard, Washington, D. C.



## THE NAVY OF THE UNITED STATES.

Condensed from the Navy Register for 1880, and the Annual Report of the Secretary of the Navy, December, 1880.

There were in the service in 1880, 65 naval steam vessels, all screw propellers except four, besides 22 wooden sailing vessels, 24 iron-clad vessels, two torpedo boats and 25 tugs. Total 138, of which about 70 were in efficient service. The number of guns is 1,125.

The active list of the navy is composed of 1 admiral, 1 vice-admiral, 11 rear-admirals, 25 commodores, 50 captains, 30 commanders, 80 lieutenant-commanders, 280 lieutenants, 100 masters, 96 ensigns, 76 midshipmen, 103 cadet-midshipmen, and 204 cadet-midshipmen on probation at the Naval Academy, all of whom are officers of the line.

Of the staff, there are 1 surgeon-general, 15 medical directors, 15 medical inspectors, 50 surgeons, 73 passed assistant-surgeons, 16 assistant-surgeons, 1 paymaster-general, 13 pay-directors, 13 pay-inspectors, 50 paymasters, 31 passed assistant-paymasters, 20 assistant-paymasters; 1 engineer-in-chief, 70 chief-engineers, 96 passed assistant-engineers; 42 assistant-engineers; 54 cadet engineers, and 80 cadet-engineers on probation at the Naval Academy; 24 chaplains, 11 professors of mathematics, 1 secretary for the admiral, and 1 for the vice-admiral; 1 chief-constructor, 11 naval constructors, 5 assistant-constructors, and 10 civil engineers.

The warrant-officers consist of 56 boatswains, 56 gunners, 51 carpenters, 41 sailmakers, and 41 mates.

The retired list is composed of 39 rear-admirals, 21 commodores, 14 captains, 11 commanders, 14 lieutenant-commanders, 8 lieutenants, 11 masters, 5 ensigns, 2 midshipmen, 17 medical directors, 1 medical inspector, 2 surgeons, 5 passed assistant-surgeons, 8 assistant surgeons, 7 pay-directors, 3 paymasters, 2 passed assistant-paymasters, 2 assistant-paymasters, 8 chief-engineers, 19 passed assistant-engineers, 25 assistant-engineers, 3 naval constructors, 7 chaplains, 6 professors of mathematics, 8 boatswains, 4 gunners, 13 carpenters, and 10 sailmakers.

The active list is therefore composed of 1,117 officers of the line, 705 officers of the staff, and 245 warrant officers—total 2,067 officers of all grades.

The retired list is composed of 125 officers of the line, 115 officers of the staff, 35 warrant-officers, and 6 professors of mathematics.

There were July, 1880, in the service, provided for by the Navy Appropriation Act for the fiscal year 1881, 7,500 enlisted men and boys.

The Marine Corps consists of 78 officers and 1,500 enlisted men.

## THE UNITED STATES NAVAL ACADEMY AT ANNAPOLIS.

THE United States Naval Academy was opened October 10, 1845, and the credit of its foundation is attributed to Hon. George Bancroft, then Secretary of the Navy under President Polk. The course of instruction, designed to train midshipmen for the navy, at first occupied five years, of which three were passed at sea. Various changes have been made in the course of instruction, which was made seven years in 1850, four years in 1851, and six years, (the two last of which are spent at sea,) March 3, 1873, where it now remains. The Naval Academy, first located at Annapolis, Maryland, was removed to Newport, R. I., in May, 1861, but re-established at Annapolis in September, 1865, where it now is, occupying lands formerly known as Fort Severn. The academy is under the direct care and supervision of the Navy Department. There are to be allowed in the academy one cadet-midshipman for every member or delegate in the House of Representatives, appointed at his nomination, one for the District of Columbia, and ten appointed at large by the President. The number of appointments which can be made is limited by law to twenty-five each year, named by the Secretary of the Navy after competitive examinations, the cadets being from fourteen to eighteen years of age. The successful candidates become students of the academy, and receive the pay of cadet-midshipmen, \$500 per annum. Besides the cadet-midshipmen, 25 cadet-engineers may be appointed each year, from 16 to 20 years of age, on competitive examination involving a higher standard of knowledge. The course for cadet-engineers is 4 years at the academy, and 2 additional years at sea. All cadets who graduate are appointed assistant-engineers in the navy as fast as vacancies occur. The course of instruction is thorough, involving a close pursuit of mathematics, steam engineering, physics, mechanics, seamanship, ordnance, history, law, etc. The whole number of students in 1879 was, cadet-midshipmen, 204; cadet-engineers, 80; total, 284. The graduating class of 1879 numbered 54 members.

[Compiled from Official Documents.]

COUNTRIES.	Population.	Regular Army.	War Footing.	Annual Cost of Army.	Cost per Head.	Per cent of total Expenditure.
Austria-Hung'y	37,350,000	296,218	1,021,692	\$ 50,680,000	\$ 1 35	86.12
Argentine Rep..	1,812,490	8,288	.....	Army and Navy, 4,514,018	2 49	21.84
Belgium.....	5,336,185	46,277	103,683	8,787,909	1 64	17.91
Bolivia.....	2,000,000	4,022	.....	1,126,916	56	25 01
Brazil.....	11,108,291	16,500	32,000	10,862,496	97	16.02
Canada.....	3,672,116	3,000	655,000	1,013,944	27	4.20
Chili.....	2,333,568	3,516	28,274	.....	.....	.....
China.....	433,500,000	700,000	1,260,000	.....	.....	.....
Colombia.....	2,774,000	2,600	30,000	288,000	10	10.36
Denmark... ..	1,903,000	35,703	50,000	2,406,109	1 26	18.40
Egypt.....	17,100,000	62,920	128,000	Army and Navy, 4,452,422	26	8.13
France.....	36,905,788	470,600	1,750,000	100,007,623	2 70	19.25
Germany.....	42,727,360	419,659	1,034,524	92,573,403	2 16	68.57
Great Britain...	34,242,966	133,720	370,561	65,161,015	1 90	16.68
Greece.....	1,457,894	12,397	30,000	1,494,860	1 02	19.08
India, British...	191,168,412	58,170	144,700	76,875,960	40	28.21
Italy.....	27,769,475	199,577	867,509	37,983,755	1 36	13.65
Japan.....	34,338,404	35,380	50,240	7,506,000	21	11.91
Luxembourg...	205,158	513	.....	100,480	48	7.12
Mexico.....	9,276,079	22,387	.....	Army and Navy, 10,554,745	1 13	42.40
Netherlands....	3,865,456	61,803	160,000	10,266,990	2.65	21 04
Norway.....	1,807,555	12,750	18,000	1,480,760	81	13 80
Persia.....	6,000,000	28,400	108,500	3,400,000	56	37.71
Peru.....	3,000,000	13,200	.....	.....	.....	.....
Portugal.....	4,057,538	35,733	75,000	4,342,928	1 07	14.61
Roumania.....	5,073,000	130,158	144,668	3,310,198	65	16.90
Russia.....	72,392,927	787,900	1,671,674	144,215,615	1 99	35.12
Servia.. ..	1,366,923	14,150	150,000	869,138	63	29.71
Spain.....	16,526,511	330,000	400,000	49,146,491	2 97	37.28
Sweden.....	4,429,713	36,495	156,970	3,579,940	80	16.36
Switzerland....	2,759,854	106,102	203,262	2,419,213	87	28.37
Turkey.....	9,573,000	157,667	618,100	24,763,095	2 58	17 68
United States..	38,925,598	26,914	*3,759,693	37,082,735	95	15.53
Uruguay.....	445,000	4,060	24,000	Army and Navy, 2,364,100	5 31	34.76
Venezuela.....	1,784,197	5,494	.....	.....	.....	.....

NOTE.—The last column shows the ratio which the military expenditure bears to the total annual expenditure of each nation.

\* Militia force plus the regular army.

### THE NAVIES OF THE WORLD.

Compiled from Official Documents.

COUNTRIES.	No. of Vessels.	No. of Men.	Cost of Navy.	COUNTRIES.	No. of Vessels.	No. of Men.	Cost of Navy.
			Dollars.				Dollars.
Argentine Republic....	28	3,135	842,362	Japan.....	21	3,944	2,700,000
Austria-Hungary.....	68	6,319	4,705,095	Mexico.....	4	.....	Army and Navy, 10,554,745
Belgium.....	10	172	.....	Netherlands....	105	4,996	5,780,216
Bolivia.....	37	.....	.....	Norway.....	119	4,342	652,340
Brazil.....	63	6,184	9,994,147	Peru.....	18	.....	.....
Canada (Dominion)....	7	.....	.....	Portugal.....	37	3,853	1,585,494
Chili.....	15	840	.....	Roumania.....	9	266	.....
China.....	38	.....	.....	Russia.....	223	30,039	20,030,704
Denmark.....	33	1,125	1,200,000	Spain.....	138	14,648	6,536,315
Egypt.....	14	.....	.....	Sweden.....	141	6,141	1,352,792
France.....	226	50,517	33,178,699	Turkey.....	170	6,000	.....
Germany.....	60	8,051	1,192,325	United States..	146	8,684	14,077,974
Gt. Britain & Ireland...	531	81,447	56,445,000				
Greece.....	21	652	391,978				
Italy.....	66	11,880	7,543,388				



PAY TABLE OF THE NAVY.

	At Sea.	On Shore Duty.	On Leave or Waiting Orders.
Admiral.....	\$13,000	\$13,000	\$13,000
Vice-Admiral.....	9,000	8,000	6,000
Rear-Admirals.....	6,000	5,000	4,000
Commodores.....	5,000	4,000	3,000
Captains.....	4,500	3,500	2,800
Commanders.....	3,500	3,000	2,300
Lieutenant-Commanders—			
First four years after date of commission...	2,800	2,400	2,000
After four years from date of commission...	3,000	2,600	2,200
Lieutenants—			
First five years.....	2,400	2,000	1,600
After five years.....	2,600	2,200	1,800
Masters—			
First five years. . . . .	1,800	1,500	1,200
After five years.....	2,000	1,700	1,400
Ensigns—			
First five years.....	1,200	1,000	800
After five years.....	1,400	1,200	1,000
Midshipmen.....	1,000	800	600
Cadet Midshipmen.....	500	500	500
Mates.....	900	700	500
Medical and Pay Directors and Medical and Pay Inspectors and Chief Engineers, having the same rank at sea.....	4,400	.....	.....
Fleet Surgeons, Fleet Paymasters, and Fleet Engineers—.....	4,400	.....	.....
Surgeons, Paymasters, and Chief Engineers—.....			
First five years after date of commission...	2,800	2,400	2,000
Second five years.....	3,200	2,800	2,400
Third five years.....	3,500	3,200	2,600
Fourth five years.....	3,700	3,600	2,800
After twenty years.....	4,200	4,000	3,000
Passed Assistant Surgeons, Passed Assistant Paymasters, and Passed Assistant Engineers—			
First five years after date of appointment...	2,000	1,800	1,500
After five years.....	2,200	2,000	1,700
Assistant Surgeons, Assistant Paymasters, and Assistant Engineers—			
First five years after date of appointment...	1,700	1,400	1,000
After five years.....	1,900	1,600	1,200
Chaplains—			
First five years.....	2,500	2,000	1,600
After five years.....	2,800	2,300	1,900
Boatswains, Gunners, Carpenters and Sail-makers—			
First three years.....	1,200	900	700
Second three years.....	1,300	1,000	800
Third three years.....	1,400	1,300	900
Fourth three years.....	1,600	1,300	1,000
After twelve years.....	1,800	1,600	1,200
Cadet Engineers (after examination).....	1,000	800	600
On shore duty.			
On leave or waiting orders.			
Naval Constructors—			
First 5 years...\$3,200	\$3,200	\$2,200	
Second 5 years.. 3,400	3,400	2,400	
Third 5 years... 3,700	3,700	2,700	
Fourth 5 years.. 4,000	4,000	3,000	
After 20 years... 4,200	4,200	3,200	
Ass't Naval Constructors—			
First 4 years.... 2,000	2,000	1,500	
Second 4 years.. 2,200	2,200	1,700	
After 8 years.... 2,600	2,600	1,900	
Secretary to Admiral and Vice Admiral.....			\$2,500
Secretaries to Commanders of Squadrons.....		2,000	
Secretary to Naval Academy.....		1,800	
Clerks to Commanders of Squadrons and Vessels....			\$750
First Clerks to Commandants of Navy Yards.....			1,500
Second Clerks to Commandants of Navy Yards.....			1,200
Clerk, Mare Island Navy Yard.....			1,800
Clerk to Commandants Naval Stations.....			1,500
Clerks to Paymasters at Navy Yards—			
Boston, New York, Philadelphia and Washington.....			1,600
Mare Island.....			1,800
Kittery, Norfolk and Pensacola..			1,400
At other Stations..			1,300
The pay of Seamen is \$258, and of ordinary seamen \$210 per annum.			

NOTE.—The navy ration is commuted at 30 cents per day. The navy spirit ration was totally abolished July 1, 1870.

Navy officers are retired after 40 years service, on their own application; and they are retired in any case after 62 years of age, with some exceptions. The compensation of retired officers is 75 % of the active pay of the same rank, or 50 %, (according to the causes of retirement.)

## OFFICIAL STATISTICS OF THE STATES.

NOTE.--For time of State elections and meeting of Legislatures, see p. 105. For State valuations and taxes, p. 106. For State areas, and admission to the Union, p. 107. For table of State Governors and politics, p. 104. For Population, 278-298.

The capital of each State follows the name of the State.

## STATE OF ALABAMA.—Montgomery.

STATE OFFICERS.	NAME.	Term of Office	Term began.	Term ends.	Salary.
Governor.....	Rufus W. Cobb.....	2 yrs.	Nov. 29, 1880.	Nov. 29, 1882.	\$3,000
Lieutenant-Governor....	None.....				
Secretary of State.....	W. W. Scrows.....	"	"	"	1,800
Treasurer.....	J. H. Vincent.....	"	"	"	2,100
Auditor.....	J. M. Carmichael...	"	"	"	1,800
Attorney-General.....	H. C. Tompkins.....	"	"	"	
Adjutant-General.....	J. F. White.....	"	"	"	1,500
Supt. of Pub. Instruct'n	H. C. Armstrong....	"	"	"	2,150
State Librarian.....	Junius M. Riggs....	"	"	"	1,500

JUDICIARY, SUPREME COURT.—Robert C. Brickell, *Chief-Justice*; Geo. W. Stone, H. M. Somerville, *Associate Justices*. Term, 6 years. Elected by the people. Salary, \$3,000 each. Clerk, J. W. A. Sanford.

Amount of State Debt, Nov. 30th, 1880, funded, \$9,009,000; unfunded, \$2,523,252; interest, 2 to 6 per cent.

State Receipts for last year, ending Sept. 30th, 1880, \$930,601.25.

State Expenditures for last year, \$843,724.09.

Amount raised by taxation last year, \$763,735.42.

Amount of taxable property as assessed: Real, \$83,000,000; personal, \$37,000,000; total, \$120,000,000.

Rate of State tax, 65 cents on \$100.

## STATE OF ARKANSAS.—Little Rock.

STATE OFFICERS.	NAME.	Term of Office	Term began.	Term ends.	Salary.
Governor.....	Thos. J. Churchill..	2 yrs.	Jan. 4, 1881.	Jan. 2, 1883.	\$3,500
Lieutenant-Governor....	None.....				
Secretary of State.....	Jacob Frolich.....	"	"	"	2,000
Treasurer.....	Wm. E. Woodruff...	"	"	"	2,500
Auditor.....	John Crawford.....	"	"	"	2,500
Attorney-General.....	C. B. Moore.....	"	"	"	2,000
Supt. of Pub. Instruct'n	J. L. Denton.....	"	Oct. 4, 1880.	Oct. 4, 1882.	1,800
Land Commissioner.....	D. W. Lear.....	"	"	"	2,000

JUDICIARY, SUPREME COURT.—E. H. English, *Chief-Justice*, 8 years from Oct., 1880. W. M. Harrison, 8 years from Oct., 1874, John R. Eakin, 8 years from Oct., 1878, *Associate Justices*. Elected by the people. Salary, \$3,500 each. Clerk, Luke E. Barber.

Amount of State Debt, Oct. 1, 1880: Funded, \$2,813,500; unfunded, \$2,232,905, (being amount of interest due on foregoing bonded debt); total, \$5,096,405.

General Statement of State Bonds issued: \$22,000 thirty year State Bank, 5 per cent.; \$810,000 thirty year State Bank, 6 per cent.; \$530,000 thirty year Real Estate Bank, 6 per cent.; \$810,000 thirty year Funding, 1869, 6 per cent.; \$625,000 thirty year Funding, 1870, 6 per cent.; Ten per cent. Bonds of 1874, ten years, \$261,500; Six per cent. Funding Bonds of 1874 and 1875, \$412,000.

NOTE.—The above is exclusive of \$1,986,773 Levee Bonds, \$5,350,000 Railroad Aid Bonds, and of \$3,694,644 other disputed debt. The Supreme Court of Arkansas in 1878 decided that all the Levee bonds are unconstitutional and invalid. All of the Railroad Aid bonds have been declared by the Supreme Court to have been illegally issued. Amendment to the State Constitution, virtually repudiating a large part of the State debt, was defeated at the election of Nov. 2, 1880, by vote of 64,497 in its favor, to 41,049 against it. As it required a full majority of all votes cast at an election to amend the Constitution, and there were 132,985 votes cast, it lacked 3,991 votes of a majority.

State Receipts for year ending Sept. 30, 1879, \$613,957.

State Expenditures for year, \$550,196.

Amount raised by Taxation, \$613,957.

Amount of Taxable Property, as assessed—real, \$54,606,057; personal, \$32,286,434; Total, \$86,892,541.

Rate of State Tax, 7½ mills on the dollar.



STATE OF CALIFORNIA.—Sacramento.

STATE OFFICERS.	NAME.	Term of Office.	Term Began.	Term Ends.	Salary.
Governor .....	Geo. C. Perkins.....	4 yrs.	Dec. 1, 1879.	Dec. 1, 1883.	\$6,000
*Lieutenant-Governor ...	John Mansfield .....	"	"	"	.....
Secretary of State.....	Daniel M. Burns.....	"	"	"	3,000
Treasurer.....	John Weil.....	"	"	"	3,000
Comptroller.....	D. M. Kenfield.....	"	"	"	3,000
Supt. Pub. Instruction...	F. M. Campbell.....	"	"	"	3,000
Attorney-General.....	Augustus L. Hart...	"	"	"	3,000
Surveyor-General.....	J. W. Shanklin.....	"	"	"	3,000
State Librarian.....	R. O. Cravens.....	"	Mar. 13, 1878.	Mar. 12, 1883.	3,000

\*The Lieutenant-Governor receives \$12 per day during sessions of the Legislature as President of the Senate. He is Warden of State Prison, and receives for that a salary of \$10 per day.

JUDICIARY, SUPREME COURT.—Robert F. Morrison, *Chief-Justice*; M. H. Myrick, E. W. McKinstry, E. W. Ross, J. D. Thornton, J. R. Sharpstein, S. B. McKee, *Associate Justices*. Term, 12 years. Elected by the people. Salary, \$6,000 each. Clerk, Frank W. Gross.

Amount of State Debt, July, 1880: Funded, \$3,396,500; Unfunded, none.

General Statement of State Bonds issued: Civil Bonds of 1873, 6 per cent. interest, \$2,801,000; State Capital Bonds of 1870, 7 per cent. interest, \$250,000; ditto of 1872, 7 per cent. interest, \$250,000; Soldier Relief Bonds, 7 per cent. interest, \$95,500; Civil Bonds of 1857, 7 per cent. interest, \$5,000; ditto of 1860, 7 per cent. interest, \$1,500.

State Receipts for year ending, June 30th, 1878, \$3,913,494.45.

State Expenditures for same year, \$3,797,864.68.

Amount raised by taxation, year ending June 30, 1880, \$3,153,022.

Amount of Taxable Property, as assessed: Real, \$329,213,192; personal, \$140,431,866.

Rate of State Tax, year ending June 30th, 1880, 62½ cents on \$100.

STATE OF COLORADO.—Denver.

STATE OFFICERS.	NAME.	Term of Office.	Term Began.	Term Ends.	Salary.
Governor.....	Fredk. W. Pitkins...	2 yrs.	Jan. 10, 1881.	Jan. 8, 1883.	\$3,000
Lieutenant-Governor.....	H. A. W. Tabor.....	"	"	"	1,000
Secretary of State.....	N. H. Meldrum.....	"	"	"	2,200
Treasurer.....	Nathan S. Culver...	"	"	"	2,000
Auditor .....	Eugene K. Stimpson	"	"	"	2,000
Attorney-General.....	Charles W. Wright..	"	"	"	2,000
Supt. Pub. Instruction...	Joseph C. Shattuck	"	"	"	2,000
Adjutant-General.....	Robert S. Roe.....	"	"	"	500
State Librarian.....	Joseph C. Shattuck	2 yrs.	At pleasure Jan. 10, 1881.	Governor. Jan. 8, 1883.	500

JUDICIARY, SUPREME COURT.—Henry C. Thatcher, *Chief-Justice*; term, 9 years; elected by the people; salary, \$3,250. Samuel H. Elbert, Wilbur F. Stone, *Associates*; salary of each, \$3,250. After short terms expire, Thatcher, 3 years; Elbert, 6 years; Stone, 9 years.

Amount of State Debt on Nov. 30, 1880, \$162,886.67; consisting only of State warrants issued in anticipation of taxes accruing.

Colorado has no bonded debt, the State Constitution expressly prohibiting the Legislature from creating any debt in advance of appropriations beyond the amount actually provided for by taxation.

State Receipts for two years, ending Nov. 30th, 1878, \$307,893.53.

State Expenditures for two years, \$385,688.29.

Amount raised by taxation last year, \$155,506.15.

Amount of taxable property as assessed: Real, \$25,804,345; personal, \$17,263,303. Rate of State tax, 3 3-5 mills on \$1, besides 50 cents *per capita* for military purposes.

## STATE OF CONNECTICUT.—Hartford.

STATE OFFICERS.	NAME.	Term of Office.	Term Began.	Term Ends.	Salary.
Governor .....	Hobart B. Bigelow..	2 yrs.	Jan. 5, 1881.	Jan. 3, 1883.	\$2,000
Lieutenant-Governor.....	William H. Bulkley	"	"	"	500
Secretary of State.....	Charles E. Searles..	"	.....	.....	1,500
Treasurer .....	David P. Nichols. ..	"	.....	.....	1,500
Comptroller .....	W. P. Batcheller..	"	.....	.....	1,500
Sec. Stato Board of Education.....	B. G. Northrop.....	"	.....	.....	2,500
Adjutant-General.....	Edward Harland....	.....	.....	.....	.....
Sec. Bd. of Agriculture..	T. S. Gold.....	.....	.....	.....	700
State Librarian.....	Charles J. Hoadly...	.....	.....	.....	1,800

JUDICIARY, SUPREME COURT.—John D. Park, *Chief Justice*. Elisha Carpenter, Dwight W. Pardee, Dwight Loomis, Miles T. Granger, *Associate Justices*. Term of all, 8 years. Elected by the General Assembly. Salary of each, \$4,000.

Amount of Stato Debt, funded, Dec. 1, 1880, \$4,967,600, viz: Bonds of 1863, redeemable 1883, 6 per cent., \$877,000; bonds of 1864, redeemable 1884, 6 per cent., \$1,318,560; bonds of 1865, redeemable 1885, 6 per cent., \$1,741,100; bonds of 1877, redeemable 1887, 5 per cent., \$1,031,000. Total, \$4,967,600; unfunded debt, none.

State Receipts for year ending Dec. 1, 1880, \$1,636,651.25.

State Expenditures for last year, \$1,602,210.34.

Amount raised by taxation last year, \$1,466,263.51.

Amount of taxable property as assessed: Real, \$228,487,700; personal, \$95,901,223. Total, \$324,389,023. Rate of State tax, 1½ mills on the dollar.

The amount of State taxes received from the several towns during the year was \$578,829.04; amount of State taxes derived from other sources than property of individuals, \$887,431.47, viz:

Tax on Mutual Life Insurance Companies.....	\$ 370,429.25
" Mutual Fire Insurance Companies.....	5,228.66
" Savings Banks.....	151,851.37
" Railroads.....	284,109.45
" Telegraph Companies.....	2,502.66
" Express Companies.....	4,155.62
" Agents of Foreign Insurance Companies.....	15,697.38
" Non-resident stock.....	53,460.08

## STATE OF DELAWARE.—Dover.

STATE OFFICERS.	NAME.	Term of Office.	Term Began.	Term Ends.	Salary.
Governor .....	John W. Hall.....	4 yrs.	Jan. 21, 1879.	Jan. 16, 1883.	\$2,000
Lieutenant-Governor.....	None.	.....	.....	.....	.....
Secretary of State.....	James L. Wolcott...	4 yrs.	Jan. 21, 1879.	Jan. 16, 1883.	1,000
Treasurer .....	Rob't J. Reynolds....	2 yrs.	Jan. 28, 1879.	Jan. 28, 1881.	1,450
Auditor .....	John F. Staats.....	"	Jan. 28, 1879.	Jan. 28, 1881.	700
Adjutant-General.....	J. Park Postles.....	.....	Jan. 8, 1879.	.....	.....
Supt. Pub. Instruction..	James H. Graves....	1 yr.	.....	.....	.....
Attorney-General.....	George Gray.....	5 yrs.	Oct. 9, 1879.	Oct. 9, 1884.	2,000
Sec. Bd. of Agriculture.	Rich. Harrington...	.....	.....	.....	.....
State Librarian.....	R. R. Kenney.....	2 yrs.	April 9, 1879.	April 9, 1881.	300

JUDICIARY, SUPREME COURT.—Jos. P. Comegys, *Chief-Justice*; L. E. Wales, John W. Houston, Edw. Wootton, *Associate Justices*; Willard Saulsbury, *Chancellor*. Term, for life. Appointed by Governor. Salary, Chief-Justice and Chancellor, \$2,500 each; Associate Justices, \$2,000. Clerk, John D. Burton.

Amount of State Debt, Dec. 12, 1878, \$953,000, all funded.

The State holds interest-paying securities (railroad, etc.) to the amount of \$1,120,799, and is virtually out of debt. The annual receipts were about \$155,000, and the annual expenditures \$105,000, at the date of the last Governor's message. Of the tax receipts, no less than \$49,590 was from licenses, \$33,812 from tax on railroads and passengers, and only \$30,956 from taxes on real and personal property, in the whole State. It results that Delaware is the least taxed community in the Union, so far as the expenses of State government are concerned.



STATE OF FLORIDA.—Tallahassee.

STATE OFFICERS.	NAME.	Term of Office.	Term began.	Term ends.	Salary.
Governor .....	W. D. Bloxham.....	4 yrs.	Jan. 1, 1881.	Jan. 1, 1885.	\$3,500
Lieutenant-Governor....	L. W. Bethel.....	"	"	"	500
Secretary of State(1).....	.....	"	.....	.....	2,000
Treasurer.....	Walter Gwynn.....	"	.....	.....	2,000
Comptroller.....	Columbus Drew.....	"	.....	.....	2,000
Attorney-General.....	Geo. P. Raney.....	"	.....	.....	2,000
Supt. of Pub. Instruct'n	W. P. Haisley... ..	"	.....	.....	2,000
Adjutant-General....	J. J. Dickison.....	.....	.....	.....	2,000
Commissioner of Lands and Immigration .....	Hugh A. Corley .....	.....	.....	.....	2,000
State Librarian.....	Secretary of State.....	.....	.....	.....	.....

(1) State officers are to be chosen by the Legislature in January, 1881.

JUDICIARY, SUPREME COURT.—Edwin M. Randall, *Chief-Justice*; James D. Westcott, Jr., R. B. Von Valkenburgh, *Associates*; term, for life; appointed by Governor, with consent of Senate: salary of each, \$3,000.

Amount of State Debt, Jan. 1st, 1879: Funded, \$1,284,700; unfunded, \$10,905.04.

General Statement of State Bonds issued, \$1,500 Convention Bonds of 1868, 8 per cent.; \$6,800 bonds of 1857, 7 per cent.; \$350,000 bonds of 1871, 7 per cent.; \$925,000 bonds of 1873, 6 per cent., gold.

Amount in Sinking Fund, \$150,000.

State Receipts for the year ending Jan. 1st, 1879, \$312,046.94.

State Expenditures for year, \$259,214.05.

Amount raised by taxation, \$250,473.18.

Amount of taxable property as assessed: Real, \$18,950,160; personal, \$10,521,067. Rate of State tax, 70 cents on every \$100, for year ending Dec. 31, 1879. Of this tax, 3 mills on the \$1.00 goes to expenses of State government, 3 mills for interest on State debt, and 1 mill for public schools.

STATE OF GEORGIA.—Atlanta.

STATE OFFICERS.	NAME.	Term of Office.	Term began.	Term ends.	Salary.
Governor .....	Alfred H. Colquitt..	2 yrs.	Nov. 3, 1880.	Nov. 3, 1882.	\$3,000
Lieutenant-Governor....	None.....	"	"	"	2,000
Secretary of State.....	N. C. Barrett.....	"	"	"	2,000
Treasurer .....	D. N. Spear.....	"	"	"	2,000
Comptroller-General....	William A. Wright..	"	.....	.....	2,000
Attorney-General.....	Clifford Anderson...	"	"	"	2,500
Supt. of Pub. Instruct'n	G. J. Orr.....	"	.....	.....	2,500
Adjutant-General.....	J. B. Baird.....	"	.....	.....	2,500
Com'r of Agriculture....	J. T. Henderson. ....	4 yrs.	.....	.....	1,000
State Librarian.....	F. S. Haralson.....	2 yrs.	"	"	.....

JUDICIARY, SUPREME COURT.—James Jackson, *Chief-Justice*; Martin J. Crawford, Alexander M. Spear, *Associate Justices*. Term, 4 years. Elected by the Legislature. Salary, \$2,500 each. Clerk Supreme Court, Z. D. Harrison.

Amount of State Debt, Oct. 1, 1880, \$9,951,500, funded at 6 per cent., 7 per cent., and 8 per cent. interest. Railroad bonds indorsed by the State, \$2,688,000. The new State Constitution, adopted 1877, declared void sundry bonds and State indorsements issued in aid of railroads.

State Receipts for year ending Oct. 1, 1880, \$4,589,015.64, including receipts from bonds.

State Expenditures for year ending Oct. 1, 1880, \$4,831,058.79, including public debt payments.

Amount raised by Taxation, fiscal year 1880, \$1,092,822.42.

Amount of Taxable Property, as assessed: Real, \$139,657,250; personal, \$99,276,876. Total, \$238,934,126.

Rate of State Tax, 3½ mills on the dollar, or 35 cents on \$100.

There is a Poll tax of one dollar, levied in 1880 upon 134,323 white, and 94,099 colored citizens.

The State valuation of property in 1880 showed the following items: Improved land, 29,815,591 acres, value \$86,676,553; wild land, 7,563,316 acres, value \$1,749,966; average value of improved land, \$2.94; city and town property, value \$51,230,730; money, and solvent debts, value \$29,295,439; value of merchandise, \$13,989,109; stocks and bonds, \$5,037,894; live stock, value \$23,075,764.

The property owned by colored taxpayers was \$5,764,293, an increase of \$581,895 over the valuation of 1879.

The railroad property subject to tax was valued at \$12,490,525 in 1880.

The property of manufacturing companies (exempt from taxation by law) was valued at \$4,138,375.

STATE OF ILLINOIS.—Springfield.

STATE OFFICERS.	NAME.	Term of Office	Term began.	Term ends.	Salary.
Governor.....	Shelby M. Cullom...	4 yrs.	Jan. 10, 1881.	Jan. 12, 1885.	\$6,000
Lieutenant Governor....	John M. Hamilton..	"	"	"	1,000
Secretary of State.....	Henry D. Dement...	"	"	"	3,500
Treasurer .....	Edward Rutz.....	2 "	" 1881.	Jan. 8, 1883.	3,500
Auditor.....	Charles P. Swigert..	4 "	" 1881.	Jan. 12, 1885.	3,500
Attorney-General.....	James McCartney...	"	"	"	3,500
Adjutant-General.....	Hiram Hilliard.....	"	Jan. 13, 1879.	Jan. 8, 1883.	3,500
Supt. of Pub. Instruct'n	James P. Slade.....	"	Jan. 8, 1877.	"	1,500
Sec. Bd. of Agriculture.	Sam'l D. Fisser.....	"	Jan. 11, 1879.	Jan. 9, 1881.	2,000
State Librarian.....	Sec. of State, <i>ex-off</i> ...	"	"	"	"

JUDICIARY, SUPREME COURT.—Pinkney H. Walker, *Chief-Justice*; John H. Schofield, T. Lyle Dickey, John M. Scott, Alfred M. Craig, John H. Mulkey, Benj. R. Sheldon, *Associate Justices*. Term, 9 years each. Elected by the people. Salary, \$5,000 each.

Illinois will have no State Debt, after the 1st of January, 1881.

State Receipts for two years ending Oct. 1, 1880, \$5,040,287.09.

State Expenditures for two years, \$6,365,344.73.

Amount raised by Taxation, \$2,140,000.

Amount of Taxable Property, as assessed—real, \$620,042,868; personal, \$166,573,526.

Rate of State Tax, 36 cents on \$100.

The Report of the State Auditor exhibits the amount of municipal debts in Illinois in 1878 as aggregating \$51,811,691, about 30 per cent. of which was incurred in aid of railroads. The State constitution now prohibits cities or counties from subscribing to railroad or other corporations, and limits municipal debts to 5 per cent. on aggregate taxable property.

The State taxation forms but a small part of the aggregate amount raised by tax. The County taxes were about \$6,000,000; City taxes, \$7,000,000, and Town and District taxes, \$11,500,000.

STATE OF INDIANA.—Indianapolis.

STATE OFFICERS.	NAME.	Term of Office	Term began.	Term ends.	Salary.
Governor.....	Albert G. Porter.....	4 yrs.	Jan. 10, 1881.	Jan. 12, 1885.	\$5,000
Lieutenant-Governor....	Thomas Hanna.....	"	"	"	\$6 a day
Secretary of State.....	Emanuel R. Hawn....	2 "	Jan. 16, 1881.	"	\$2,000
Treasurer.....	Roswell S. Hill.....	"	Feb. 9, 1881.	Feb. 9, 1883.	3,000
Auditor.....	Edward H. Wolfe...	"	Jan. 25, 1881.	Jan. 25, 1883.	1,500
Attorney-General.....	Daniel P. Baldwin..	"	Nov. 6, 1880.	Nov. 6, 1882.	2,500
Supt. of Pub. Instruct'n	John M. Bloss.....	"	Mar. 15, 1881.	Mar. 15, 1883.	2,500
Sec. Bd. of Agriculture.	Alexander Herne..	"	"	"	"
State Librarian.....	Maggie F. Peelle....	"	April 1, 1879.	April 1, 1881.	1,200

JUDICIARY, SUPREME COURT.—William E. Niblack, James L. Worden, George V. Howk, Byron K. Elliott, William A. Woods. Term of office, 6 years each. Elected by the people. Salary, \$4,000. Clerk of Supreme Court, Daniel Royse.

Amount of State Debt, Nov. 1st, 1880, \$4,998,178.34, bearing 2½ to 5 per cent. interest.

State Receipts, for year ending Nov. 1st, 1880, \$3,689,170,56.

State Expenditures for year, \$3,387,057.11.

Amount raised by taxation, \$1,670,292.19.

Amount of taxable property as assessed: Real, \$525,413,900; personal, \$192,382,202.

Rate of State tax, 30 cents on each \$100.

STATE OF IOWA.—Des Moines.

STATE OFFICERS.	NAME.	Term of Office	Term began.	Term ends.	Salary.
Governor.....	John H. Gear.....	2 yrs.	Jan. 14, 1880.	Jan. 11, 1882.	\$3,000
Lieutenant-Governor....	F. T. Campbell.....	"	"	"	550
Secretary of State.....	John A. T. Hull.....	"	Jan. 3, 1881.	Jan. 1, 1883.	2,200
Treasurer .....	E. H. Conger.....	"	"	"	2,200
Auditor.....	William V. Lucas...	"	"	"	2,200
Attorney-General.....	Smith McPherson...	2 yrs.	Jan. 5, 1880.	Jan. 2, 1880.	1,500
Adjutant-General.....	W. L. Alexander....	At	pleasure of	Governor.	2,200
Supt. of Pub. Instruct'n	C. W. Von Coelin..	2 yrs.	Jan. 5, 1880.	Jan. 2, 1882.	1,500
Register of Land Office.	James K. Powers...	"	"	"	2,000
State Librarian.....	Mrs. S. B. Maxwell	At	pleasure of	Governor.	1,000



STATE OF IOWA.—(Continued.)

JUDICIARY, SUPREME COURT.—Joseph M. Beck, *Chief-Justice*; Austin Adams, Wm. H. Seevers, James G. Day, James H. Rothrock, *Associate Justices*. Term, 6 years. Elected by the people. Salary, \$4,000 each. Clerk, Edward J. Holmes, \$2,200.

Amount of State Debt, Dec., 1880: \$545,435.19: \$300,000 of War and Defence Fund. The Revenue Fund is responsible to the School Fund for \$245,435.19 at 8 per cent.

Total State Debt, \$545,435.19.

State Receipts for two years between Sept. 30th, 1878, and Sept. 30th, 1880, \$2,334,073.93.

State Expenditures, same period, \$2,259,886.56.

Amount raised by Taxation, same period, \$1,686,662.

Taxable property—Real, \$303,381,498; Personal, \$102,159,899. State Tax, 2 mills on \$1.00.

STATE OF KANSAS.—Topeka.

STATE OFFICERS.	NAME.	Term of Office.	Term began.	Term ends.	Salary.
Governor .....	John P. St. John.....	2 yrs.	Jan. 10, 1881.	Jan. 9, 1883.	\$3,000
Lieutenant-Governor ...	D. W. Finney.....	"	"	"	.....
Secretary of State.....	James Smith.....	"	"	"	\$2,000
Treasurer .....	John Francis.....	"	"	"	2,000
Auditor .....	P. I. Bonebrake.....	"	"	"	2,000
Attorney-General .....	W. A. Johnston.....	"	Jan. 10, 1881.	Jan. 9, 1883.	1,500
Adjutant-General.....	H. C. Speer.....		At pleasure of	the Governor.	1,200
Supt. Pub. Instruction.	P. S. Noble.....	2 yrs.	.....	.....	2,000
Sec'y Bd. of Agriculture	J. K. Hudson.....	Elect-	ed by Board.		2,000
Register of Land Office	Auditor, <i>ex-officio</i> .....	2 yrs.	.....	.....	.....
State Librarian.....	Sam'l A. Kingman..	At	pleasure of	Supreme Co't	1,500

JUDICIARY, SUPREME COURT.—Albert H. Horton, *Chief-Justice*; David J. Brewer, D. M. Valentine, *Associate Justices*. Chief-Justice, 6 years; Associate Justices, 4 years. Elected by the people. Salary, \$3,000 each. Clerk, C. J. Brown.

Amount of State Debt, Nov. 26, 1880, \$1,181,975.

General Statement of State Bonds issued: \$101,475 at 6 per cent.; \$1,080,500 at 7 per cent. Total, \$1,181,975.

Amount in Sinking Fund, \$94,275.

Amount in Permanent School Fund, \$607,925.

State Receipts for year ending July 1st, 1880, \$1,538,030.81.

State Expenditures for same year, \$1,500,723.88.

Amount raised by taxation for year ending July 1, 1880, \$883,139.

Value of taxable property, as assessed; Real, \$108,101,122; Personal, \$31,921,836; Railroad, \$20,547,803; Total, \$160,570,761.

Rate of State Taxation, 1880, 55 cents on each \$100.

STATE OF KENTUCKY.—Frankfort.

STATE OFFICERS.	NAME.	Term of Office.	Term began.	Term ends.	Salary.
Governor.....	L. P. Blackburn.....	4 yrs.	Sept. 2, 1879,	Sept. 4, 1883.	\$5,000
Lieutenant-Governor...	Jas. E. Cantrill.....	"	"	"	\$10 per day during session of Senate.
Secretary of State.....	S. B. Churchill.....	"	Sept. 2, 1879.	Sept. 4, 1883.	\$1,500
Treasurer.....	James W. Tate.....	2 yrs.	Jan. 6, 1880.	Jan. 1, 1882.	2,400
Auditor.....	Fayette Hewitt.....	4 yrs.	Jan. 5, 1880.	Jan. 4, 1884,	2,500
Quartermaster-Gen'l } and Adjutant-Gen'l }	Jos. P. Nuckols.....	"	Sept. 3, 1879.	Sept. 3, 1883.	2,000
Supt. of Pub. Instruct'n	J. D. Pickett.....	"	Sept. 9, 1879.	Sept. 15, 1883.	3,000
Attorney-General .....	P. W. Hardin.....	"	Sept. 2, 1879.	Sept. 4, 1883.	\$500 and fees.
Register of Land Office	Ralph Sheldon.....	"	"	"	\$2,000
Com'r of Agriculture, Horticulture and Sta- tistics .....	Chas. E. Bowman.....		Mar'h 1, 1879.	Mar'h 1, 1881.	2,000
State Librarian.....	Mrs. O. Bush.....	2 yrs.	Feb. 17, 1878.	Feb. 17, 1880.	1,000
Insurance Com'r.....	Bedford Leslie.....	4 yrs.	Jan. 4, 1876.	Jan. 1, 1880.	4,000

STATE OF KENTUCKY.—Continued.

JUDICIARY, SUPREME COURT.—M. H. Cofer, *Chief-Justice*; term expires, 1st Monday, September, 1882. T. F. Hargis, *Associate Justice*; term expires 1st Monday, September, 1884. Thomas H. Hinos, *Associate Justice*; term expires 1st Monday, September, 1886.

*Associate Justice*, term expires 1st Monday, September, 1888. State divided into four appellate districts. Term of office 8 years. One Judge elected every 2 years; the judge having shortest time to serve being Chief-Justice. Salary, \$5,000 each.

Amount of State Debt, October 10th, 1878, \$180,394, 6 per cent.; School Fund, \$1,327,000, 6 per cent., redeemable at pleasure of Legislature; ditto, \$845,447.30, not redeemable. Total Debt, \$1,852,841.30.

Amount in Sinking Fund, \$230,000, 5-20 gold bearing bonds.

State Receipts, year ending October 10th, 1878: Revenue, \$1,120,223.37; White School Fund, \$818,401.01; Sinking Fund, \$196,030.77; Negro School Fund, \$28,060.79; En. Militia, \$2,665.44; Ins. Bureau, \$9,709.76; Military Fund, \$3.

State Expenditures, year ending October 10th, 1878: Revenue, \$1,538,243.94; White School Fund, \$819,887.25; Sinking Fund, \$196,030.77; Negro School Fund, \$31,969.22; En. Militia, \$1,822.21; Ins. Bureau, \$10,474.95; Military Fund, none.

Amount raised by Taxation, 1878: White, \$1,416,078.70; Negro, \$14,878.70.

Amount of Taxable Property, as assessed, real and personal; White, \$354,019,676; Negro, \$3,306,337.

Rate of State Tax, per cent.; White, 40 c. per \$100; Negro, 45 c.

STATE OF LOUISIANA.—Baton Rouge.

STATE OFFICERS.	NAME.	Term of Office.	Term began.	Term ends.	Salary.
Governor .....	Louis A. Wiltz .....	4 yrs.	Jan., 1880.	Jan., 1884.	\$4,000
Lieutenant-Governor.....	John McEnery.....	"	"	"	\$8 a day
Secretary of State.....	Will. A. Strong.....	"	"	"	\$1,800
Treasurer.....	E. A. Burke.....	"	"	"	2,000
Auditor .....	Allen Jumel.....	"	"	"	2,500
Attorney-General. ....	James C. Egan.....	"	"	"	4,000
Supt. of Pub. Education	Fay .....	"	"	"	2,000
Commissioner of Lands.	James Graham .....	"	"	"	1,500
State Librarian.....	L. A. McDonald.....	"	"	"	900

JUDICIARY, SUPREME COURT.—Thomas C. Manning, *Chief-Justice*; term of office, 8 years; salary, \$7,500. William B. Egan, Robert H. Marr, Alcibiado De Blanc, William B. Spencer, *Associates*; term of office, 5 years; all appointed by the Governor, and confirmed by the Senate; salary of each, \$2,000.

Amount of State Debt, January 1st, 1880, \$11,781,761, funded.

Louisiana adopted a new State Constitution, December 2, 1879, which provided for re-funding the State Debt in bonds bearing 2 per cent. interest for 5 years, 3 per cent. for 15 years, and 4 per cent. thereafter.

The unpaid interest on consols, from 1874 to 1878 inclusive, amounts to \$579,732.

Besides this, and the \$11,781,761. (which represents an extension of the 1874 consols, which funded the whole debt at 60 cents on the dollar,) the State owes \$3,971,000 not fundable.

State Receipts for year ending January 1st, 1878, \$2,606,351.52.

State Expenditures for year, \$2,719,412.24.

Amount raised by taxation, \$2,432,188.

Amount of taxable property as assessed for 1880: Real, \$149,635,805. Rate of State Tax, 6 mills on \$1.

STATE OF MAINE.—Augusta.

STATE OFFICERS.	NAME.	Term of Office.	Term began.	Term ends.	Salary.
Governor.....	Harris M. Plaisted..	2 yrs.	Jan. 5, 1881.	Jan. 3, 1883.	\$2,000
Lieutenant-Governor.....	None.....	"	"	"	"
Secretary of State .....	S. J. Chadbourne ...	2 yrs.	Jan. 5, 1881.	Jan. 3, 1883.	1,200
Treasurer .....	S. A. Holbrook.....	"	"	"	1,600
Attorney-General.....	Henry B. Cleave.....	1 yr.	Jan. 3, 1879.	Jan. 1, 1880.	1,000
Adjutant-General.....	Geo. S. Beal.....	2 yrs.	Jan. 5, 1881.	Jan. 3, 1883.	900
Supt. Com. Schools.....	N. A. Luce .....	3 yrs.	"	"	1,000
Land Agent.....	Cyrus A. Packard...	"	"	"	800
Sec. Board Agriculture..	Z. A. Gilbert .....	"	"	"	600
State Librarian.....	John D. Myrick.....	"	Oct. 16, 1878.	Oct. 16, 1881.	600

NOTE.—The State officers above given, except the Governor, are the incumbents, January 1, 1881.

The Legislature meeting January 5, 1881, will choose their successors, who will hold their offices two years, under the recently amended Constitution.



STATE OF MAINE—(Continued).

JUDICIARY, SUPREME COURT.—John Appleton, *Chief-Justice*; Charles W. Walton, William G. Barrows, Charles Danforth, William W. Virgin, John A. Peters, Artemas Libby, Joseph W. Symonds, *Associate Judges*. Appointed by the Governor for seven years. Salary, \$3,000 each. Reporter, J. W. Spaulding.

Amount of State Debt Jan. 1, 1880: Funded, \$5,848,900; unfunded, \$2,521,657.

General Statement of State Bonds issued: Jan. 31, 1863, \$385,000; due March 1, 1883. March 26, 1863, \$307,000; due Aug. 5, 1880. March 19, 1864, \$2,330,000, Bounty loan; due June 1, 1884. March 7, 1868, \$2,826,000, equalization of local war debts; due Oct. 1, 1889—all bearing 6 per cent interest.

Amount in Sinking Fund Jan. 1, 1880, \$166,159.38.

State Receipts for year ending Jan. 1, 1880, \$1,228,160.94.

State Expenditures for last year, \$1,316,003.67.

Amount raised by taxation last year, \$900,000.

Amount of taxable property as assessed: Real and personal, \$224,579,569.

(In the State valuation the real and personal is all put together.)

Rate of State Tax, 1879, 40 cents on \$100.

STATE OF MARYLAND.—Annapolis.

STATE OFFICERS.	NAME.	Term of Office.	Term Began.	Term Ends.	Salary.
Governor.....	Wm. T. Hamilton..	4 years	Jan. 7, 1880	Jan. 2, 1884	\$4,500
Lieutenant-Governor...	None.	.....	.....	.....	.....
Secretary of State.....	James T. Briscoe..	4 years	Jan. 7, 1880	Jan. 2, 1884	2,000
Treasurer.....	Barnes Compton..	2 "	Jan. 1, 1880	Jan. 2, 1882	2,500
Comptroller.....	Thos. T. Keating..	4 "	Jan. 1880	Jan. 1884	2,500
Attorney-General.....	C. J. M. Gwinn.....	4 "	Jan. 7, 1880	Jan. 2, 1884	3,000
Adjutant-General.....	J. Wesley Watkins.	4 "	Feb. 1880	Feb. 1884	1,500
Supt. of Pub. Instruct'n	M. A. Newell.....	2 "	Jan. 1880	Jan. 1882	1,000
Commissioner of Lands	Wm. H. Haywood.	4 "	"	Jan. 1884	2,000
State Librarian... ..	Edward Duvall....	4 "	"	"	1,500

JUDICIARY, COURT OF APPEALS.—James L. Bartol, *Chief-Justice*; James M. Robinson, R. J. Bowie, Levin T. H. Irving, R. H. Alvey, George Brent, Richard Grason, Oliver Miller, *Associate Judges*. Term, 15 years; elected by the people. Salary, \$3,500. Clerk, Spencer C. Jones.

Amount of State Debt on Oct. 1, 1880, \$11,277,110.69, funded. About half the debt bears 5 per cent interest, and the remainder 6 per cent.

The State holds, as against its public debt, interest-paying securities amounting to \$4,235,713, besides \$23,360,682 in unproductive securities.

State Receipts for year ending Oct. 1, 1880, \$2,563,895.76.

State Expenditures for year, \$2,050,869.40.

Amount raised by taxation last year, \$938,463.26.

Amount of taxable property as assessed: Real and personal, \$459,187,408; railroad property, \$68,576,242.

Rate of State Tax, 18¾ cents on \$100.

STATE OF MASSACHUSETTS.—Boston.

STATE OFFICERS.	NAME.	Term of Office.	Term Began.	Term Ends.	Salary.
Governor.....	John D. Long.....	1 year	Jan. 5, 1881	Jan. 4, 1882	\$5,000
Lieutenant-Governor...	Byron Weston.....	"	"	"	2,000
Secretary of State.....	Henry B. Peirce...	"	Jan. 19, 1881	Jan. 18, 1882	2,500
Treasurer.....	Daniel A. Gleason.	"	"	"	4,000
Auditor.....	Charles R. Ladd...	"	"	"	2,500
Attorney-General.....	George Marston...	"	Jan. 21, 1880	Jan. 19, 1881	4,000
Adjutant-General.....	A. Hun Berry.....	"	.....	.....	2,500
Sec'y Board Education.	John W. Dickenson	"	.....	.....	2,900
Sec. Board Agriculture.	John E. Russell....	"	.....	.....	2,000
State Librarian.....	C. B. Tillinghast...	"	.....	.....	2,000

## STATE OF MASSACHUSETTS.—Continued.

SUPREME JUDICIAL COURT. Horace Gray, *Chief-Justice*; Seth Ames, James D. Colt, Marcus Morton, William C. Endicott, Otis P. Lord, Augustus L. Soule, *Associate Justices*. Office held during good behavior. Appointed by Governor and Council. Salary, Chief Justice, \$6,500; Associate Justices, \$6,000 each. Clerks, G. W. Nichols, John Noble.

Amount of State Debt, Jan. 1, 1880, \$33,020,464, all funded at 5 per cent. interest. No floating debt.

General Statement of State Bonds issued: Filling Back Bay Lands, 1880, \$220,000; Southern Vermont Railroad, 1890, \$200,000; Coast Defence, 1883, \$888,000; Troy & Greenfield Railroad, 1888-1897, \$13,939,972; Boston, Hartford & Erie Railroad, 1900, \$3,599,024; Bounty Fund, 1883, 1894 and 1895, \$8,580,244; War Fund, 1889, \$999,944; Danvers Lunatic Hospital, 1894, 1896 and 1897, \$1,500,000; Harbor Improvements (new), 1894 and 1896, \$700,000; Worcester Lunatic Hospital (new,) 1895 and 1896, \$1,100,000; State Prisons Loan, 1895, \$1,292,280. Total \$33,019,464. Funding Public Debt, Loan of 1856, due in 1862, and not presented for payment, \$1,000. Grand Total, \$33,020,464.

Amount in Sinking Fund, Jan. 1, 1880, \$12,235,248.29.

State Receipts for year ending Jan. 1, 1880, on account of revenues, \$4,681,429.08; on account of Funds, \$3,247,977.65. Total receipts, \$7,929,406.73.

State Expenditures for year ending Jan. 1, 1880, on account of Current Expenditures, \$5,725,889.80, (including \$1,650,901.70 interest on the Public Debt): on account of funds, loans, etc., \$3,081,160.46. Total \$8,807,050.26.

Amount raised by Taxation, 1879, for State purposes, \$4,950,000.

Total taxes raised in Massachusetts, year ending May 1, 1880, for State, County, City and Town purposes, including Highway or Road tax, \$24,735,927; being about \$13.87 *per capita* of the population.

Amount of Taxable Property, as assessed: real, \$1,111,160,072; personal, \$473,596,730. Total, May 1, 1880, \$1,584,756,802.

Total number of polls in this State, 1880, subject to voters' tax of \$2, \$453,103. Total amount of poll tax, 1880, \$893,503.

Rate of State Tax, year ending Jan. 1, 1880, 35 cents on \$1,000.

In addition to the regular State tax, Massachusetts assesses corporations over and above the local taxation, upon a valuation aggregating \$74,244,884.38, which is assessed at the average rate in the State, to wit: \$12.54 on \$1,000. The proceeds of this tax is distributed to the cities and towns where the stockholders reside, if within the commonwealth.

## STATE OF MICHIGAN.—Lansing.

STATE OFFICERS.	NAME.	Term of Office.	Term Began.	Term ends.	Salary.
Governor.....	David H. Jerome.....	2 years..	Jan. 1, 1881...	Dec. 31, 1882...	\$1,000
Lieutenant-Governor ...	Moreau S. Crosby....	"	"	"	\$3 day
Secretary of State.....	William Jenney.....	"	"	"	800
Treasurer .....	Benj. D. Pritchard..	"	"	"	1,000
Auditor-General.....	W. Irving Latimer..	"	"	"	1,000
Attorney-General.....	Jacob J. Van Riper.	"	.....	.....	800
Supt. of Pub. Instruct'n	Cornelius A. Gower.	"	.....	.....	1,000
Adjutant-General.....	.....	"	.....	.....	1,000
Sec. B'd of Agriculture..	Robert G. Baird.....	"	Appointed by Board .....	.....	1,000
Commissioner of Lands.	James M. Neasmith	"	.....	.....	800
State Librarian.....	Harriet A. Tenney...	"	Appointed by Gov. & Senate.	.....	1,000

JUDICIARY, SUPREME COURT.—Isaac Marston, *Chief-Justice*, term expires Dec. 31, 1881; James V. Campbell; term expires Dec. 31, 1887; Thomas M. Cooley, term expires Dec. 31, 1885; Benjamin F. Graves, term expires Dec. 31, 1883, *Associate Justices*. Elected by the people for 8 years. Salary of each, \$4,000. Clerk of Supreme Court, Claude C. Walker.

Amount of State Debt, funded, Oct. 1, 1880, \$905,149.97, viz: \$591,000 funded, due in 1883, at 6 per cent.; \$299,000 due in 1890, at 7 per cent.; \$15,149.97 past due, not presented, interest stopped.

Amount in Sinking Fund, \$1,208,895.27.

State Receipts for year ending Oct. 1, 1880, \$2,793,321.90.

State Expenditures for year ending Oct. 1, 1880, \$1,820,946.42.

Amount raised by taxation last year, \$1,153,096.21.

Amount of taxable property as assessed: real and personal, \$630,000,000.

Rate of State Tax, 13½ cents on each \$100 of valuation.



STATE OF MINNESOTA.—St. Paul.

STATE OFFICERS.	NAME.	Term of Office.	Term Began.	Term Ends.	Salary.
Governor.....	John S. Pillsbury ..	2 yrs.	Jan. 6, 1880.	Jan. 3, 1882.	\$3,800
Lieutenant-Governor.....	Charles A. Gilman..	"	"	"	600
Secretary of State.....	F. Von Baumboch..	"	"	"	1,800
Treasurer .....	Charles Kittelson ..	"	"	"	3,500
Auditor .....	O. P. Whitcomb.....	3 yrs.	Jan. 4, 1879.	Jan. 4, 1882.	3,000
Attorney-General .....	Charles M. Strait....	2 yrs.	Jan. 6, 1880.	Jan. 3, 1882.	1,500
Supt. of Public Instruc'n	D. Burt.....		Appointed by	Governor.	2,500
Adjutant-General. ....	H. P. Van Cleve.....		"	"	1,500
Insurance Com'r.....	A. R. McGill.....		"	"	2,000
Com'r of Statistics.....	F. S. Christensen....		"	"	2,000
State Librarian.....	W. H. H. Taylor.....		"	"	1,500

JUDICIARY, SUPREME COURT.—James Gilfillan, *Chief-Justice*; term, 7 years. Elected by the people. Salary, \$4,500. John M. Berry and F. R. E. Cornell, *Associates*; term, 7 years. Elected by the people. Salary of each, \$4,000. Clerk of Supreme Court, Samuel H. Nichols.

Amount of State Debt Nov. 30, 1880, \$290,000 (funded), bearing 7 and 6 per cent. interest. Besides this debt there are disputed bonds, issued in 1858, due 1883, to aid in the construction of railroads, \$2,275,000. Amount in sinking fund, \$351.58.

State receipts for year ending Nov. 30, 1880, \$1,563,130.55.

State expenditures for year, \$1,421,007.99.

Amount raised by taxation in 1879, \$380,905.58

Amount of taxable property as assessed: Real, \$203,473,637; personal, \$54,581,906. Rate of State tax, 1 8-10 mills on the dollar.

The tax for all purposes, State, county and town, averages 17¼ mills on the dollar, or \$1.72½ on \$100.

The first complete return (for 1877) of the local indebtedness in Minnesota shows as follows: Aggregate city and town debts, 1877, \$3,480,827; aggregate county debts, 1877, \$740,460; aggregate school district debts, \$570,024; add debt of the State, \$572,108: total, \$5,363,419.

STATE OF MISSISSIPPI.—Jackson.

STATE OFFICERS.	NAME.	Term of Office.	Term Began.	Term Ends.	Salary.
Governor.....	John M. Stone.....	4 yrs.	Jan. 8, 1878.	Jan. 3, 1882.	\$4,000
Lieutenant-Governor.....	William H. Sims.....	"	"	"	800
Secretary of State.....	H. C. Myers.....	"	"	"	2,500
Treasurer .....	W. L. Hemingway..	"	"	"	2,500
Auditor .....	Sylvanus Gwin.....	"	"	"	2,500
Attorney-General.....	Thos. C. Catchings..	"	"	"	2,000
Supt. of Pub. Education.	J. Argyle Smith.....	"	"	"	
Com'r of Agriculture and Immigration.....	E. G. Wall.....	"	"	"	1,000
Commissioner of Lands.	John M. Smylie.....	2 yrs.	April 1, 1880.	April 1, 1882.	1,000
Adjutant-General.....	Andrew M. Nelson..	4 yrs.	Appointed by	Governor.	500
State Librarian.....	Mrs. Mary Morancy	2 yrs.	Jan. 6, 1880.	Jan. 3, 1882.	800

JUDICIARY, SUPREME COURT.—James Z. George, *Chief-Justice*; J. A. P. Campbell, H. H. Chalmers, *Associate Justices*; term of office, 9 years. Appointed by the Governor and Senate. Salary of each, \$3,500. Clerk, Oliver Clifton.

Amount of State debt, Jan. 1, 1880, \$3,090,155.29.

The report of the State Treasurer, Jan. 1, 1880, says: "To arrive at a correct understanding of the financial condition, it is necessary to deduct the amounts due the Chickasaw and Common School funds, upon which only the annual interest should be paid." Subtracting these amounts, \$1,818,145.44, and the cash balance in the treasury Jan. 1, 1880, \$835,757.13, there remains only \$386,252.62 as the net State debt of Mississippi, according to the official statement.

State receipts for year ending Jan. 1, 1880, \$558,802.15.

State expenditures for year ending Jan. 1, 1880, \$553,326.81.

Amount raised by taxation same year, \$444,326.78.

Amount of taxable property as assessed, 1879: Real, \$76,139,102; personal, \$30,059,568.

Rate of State tax on \$100, 35 cents.

Of the State taxes collected \$136,727.31 was from tax on railroads and express, telegraph, insurance and banking companies; \$93,500 from fines and licenses to retail.

## STATE OF MISSOURI.—Jefferson City.

STATE OFFICERS.	NAME.	Term of Office	Term began.	Term ends.	Salary.
Governor.....	Thos. J. Crittenden	4 yrs.	Jan. 10, 1881.	Jan. 12, 1885.	\$5,000
Lieutenant-Governor....	Robert A. Campbell	"	"	"	\$5 a day.
Secretary of State.....	Michael K McGrath	"	"	"	3,000
Treasurer .....	Philip E. Chappell..	"	"	"	3,000
Auditor.....	John Walker.....	"	"	"	3,000
Attorney-General.....	Daniel H. McIntyre	"	"	"	3,000
Adjutant-General.....	E. Y. Mitchell.....		At pleasure of	the Governor.	2,000
Supt. of Public Schools.	Richard D Shannon	4 yrs.	Jan. 13, 1879.	Jan. 8, 1883.	3,000
Register of Lands.....	Robert McCulloch..	"	Jan. 10, 1879.	Jan. .... 1881.	3,000
Railroad Commissioner	George C. Pratt .....				

JUDICIARY, SUPREME COURT.—Thomas A. Sherwood, *Chief-Justice*; term expires Dec. 31, 1882; Robert D. Ray; term expires Dec. 13, 1890; Warwick Hough; term expires Dec. 31, 1884; John E. Henry; term expires Dec. 31, 1886; Elijah H. Norton; term expires Dec. 31, 1888: *Associate Justices*: Elected by the people, one every two years. Salary of each, \$4,500. Clerk, Henry W. Ewing,

Amount of State Debt, funded, Jan. 1, 1880, \$16,508,000: all bearing 6 per cent. interest. Floating debt, \$250,000.

About \$11,000,000 of the State debt of Missouri was contracted in aid of railroads.

State Receipts for year ending Jan. 1, 1880, \$2,129,512.18.

State Expenditures for year, \$2,5——.

Amount raised by Taxation, \$2,129,512.18.

Amount of taxable property as assessed: Real, \$381,555,000; Personal, \$147,661,000.

Railroad & telegraph property (separately taxed) \$29,143,969. Rate of State tax, 4 mills.

## STATE OF NEBRASKA.—Lincoln.

STATE OFFICERS.	NAME.	Term of Office.	Term began.	Term ends.	Salary.
Governor .....	Albinus Nance.....	2 yrs.	Jan. 4, 1881.	Jan. 4, 1883.	\$2,500
Lieutenant-Governor ...	E. C. Carns .....	"	"	"	\$6 a day.
Secretary of State.....	S. J. Alexander.....	"	"	"	\$2,000
Treasurer .....	G. M. Bartlett.....	"	"	"	2,500
Auditor of Pub. Acc'ts.	John Wallich's .....	"	"	"	2,500
Attorney-General .....	C. J. Dilworth.....	"	"	"	2,000
Adjutant-General.....	W. W. W. Jones.....	"	"	"	2,000
Supt. Pub. Instruction.	S. J. Alexander.....				500
Sec'y Bd. of Agriculture	D. H. Wheeler.....	1 year	Elected year	ly by Board of	1,500
Com'r of Public Lands	A. G. Kendall.....	2 yrs.			2,000
State Librarian.....	Guy A. Brown.....		Appointed by	Supreme C't	1,500

JUDICIARY, SUPREME COURT.—Samuel Maxwell, *Chief-Justice*; Amasa Cobb, George B. Lake, *Associate Justices*. All elected by the people for six years. Salary of each, \$2,500. Clerk, Guy A. Brown.

Amount of State Debt Nov. 30th, 1880, \$449,267.35, drawing 8 per cent. interest, besides \$50,000 to relieve grasshopper sufferers, drawing 10 per cent.

Amount in Sinking Fund, \$59,468.26.

State Receipts for two years ending Nov. 30th, 1880, \$1,452,070.57.

State Expenditures for two years, \$1,569,233.95.

Amount raised by taxation in two years ending Nov. 30th, 1880, \$907,468.39.

Amount of taxable property as assessed, 1880: Real, \$43,694,355; personal, \$46,805,263; total, \$80,499,618. Rate of State Tax, 4 mills on the dollar.

## STATE OF NEVADA.—Carson City.

STATE OFFICERS.	NAME.	Term of Office.	Term began.	Term ends.	Salary.
Governor.....	John H. Kinkead...	4 yrs.	Jan. 6, 1879.	Sept. 1, 1883.	\$6,000
Lieutenant-Governor....	J. W. Adams.....	"	"	"	3,600
Secretary of State.....	Jasper Babcock.....	"	"	"	3,600
Treasurer .....	L. L. Crockett.....	"	"	"	3,600
Comptroller .....	J. F. Hallock.....	"	"	"	3,600
Attorney-General .....	M. A. Murphy.....	"	"	"	3,600
Adjutant-General.....	Lt. Gov. <i>ex officio</i> ....	"			
Supt. of Pub. Instruct'n	D. R. Sessions.....	"	Jan. 6, 1879.	Jan. 1, 1883.	\$2,500
Surveyor-General.....	A. J. Hatch.....	"	"	"	3,600
State Librarian.....	Lt.-Gov. <i>ex-officio</i> .	"			1,500



STATE OF NEVADA.—(Continued.)

JUDICIARY, SUPREME COURT.—W. H. Beatty, *Chief-Justice*; 2 years. O. R. Leonard, 4 years; Thomas P. Hawley, 6 years; *Associate Judges*. Salary of each, \$7,000. Elected by the people. C. F. Bicknell, *Clerk Supreme Court*, 4 years. Salary, \$3,600.

Amount of State Debt, Jan. 1, 1879: Funded, \$557,017, at 9½ per cent.; unfunded, \$88,625; amount in sinking fund at 6 per cent., \$250,000; cash in Treasury, Jan. 1, 1879, \$668,064.

State Receipts for year ending Jan. 1, 1879, \$604,166.47.

State Expenditures for last year, \$361,992.15.

Amount raised by taxation last year, \$252,404. Rate of State Tax, 90 cents on \$100.

STATE OF NEW HAMPSHIRE.—Concord.

STATE OFFICERS.	NAME.	Term of Office.	Term Began.	Term Ends.	Salary.
Governor.....	Natt. Head.....	2 yrs.	June 4, 1879.	June 1, 1881.	\$1,000
Do., after June 1, 1881.	Charles H. Bell.....	"	June 1, 1881.	June 6, 1883.	1,000
Lieutenant-Governor.....	None.	"	.....	.....	.....
Secretary of State.....	A. B. Thompson.....	"	June 4, 1879.	June 1, 1881.	\$ 800
Treasurer.....	Solon A. Carter.....	"	"	"	1,800
Attorney-General.....	Mason W. Tappan..	5 yrs.	July 25, 1876.	July 24, 1881.	2,200
Supt. Pub. Instruction..	J. W. Patterson.....	2 "	July 8, 1880.	July 7, 1882.	1,200
Adjutant-General.....	Aug. D. Ayling.....	"	July 15, 1879.	.....	1,000
Sec. Bd. of Agriculture..	James O. Adams.....	"	At pleasuro	of Board.	1,000
State Librarian.....	Wm. H. Kimball.....	"	At pleasure	of Trustees.	800

JUDICIARY, SUPREME COURT.—Charles Doe, *Chief-Justice*. Salary, \$2,400. Clinton W. Stanley, William L. Foster, Isaac W. Blodgett, William H. H. Allen, Isaac W. Smith, Lewis W. Clark, *Associate Judges*. Appointed by Governor and Council. Term of office, until 70 years of age. Salary, \$2,200 each.

Amount of State Debt, June 1, 1880: Funded, \$6,501,100, interest at 6 per cent.; unfunded debt, \$30,100, interest at 5 per cent.

\$2,206,100 of the funded debt was on account of an issue of that amount of bonds to reimburse the towns for their municipal war expenditures, and the bonds are designated "Municipal War Loan."

State Receipts for year ending June 1, 1880, \$547,345.36.

State Expenditures for year ending June 1, 1880, \$486,260.61.

Amount raised by taxation last year, \$400,000.

Amount of taxable property as assessed: Real and personal, \$206,959,017.

Rate of State Tax, year ending April 1, 1880, 20c. on each \$100 for State purposes.

Average rate for all purposes, including State, county, town, highway and school taxes, \$1.72 on \$100.

STATE OF NEW JERSEY.—Trenton.

STATE OFFICERS.	NAME.	Term of Office.	Term Began.	Term Ends.	Salary.
Governor.....	George C. Ludlow..	3 yrs.	Jan. 18, 1881.	Jan. 21, 1884.	\$5,000
Lieutenant-Governor.....	None.	.....	.....	.....	.....
Secretary of State.....	Henry C. Kelsey....	5 yrs.	April 6, 1876.	April 6, 1881.	Fees.
Treasurer.....	George M. Wright...3 "	3 "	Mar. 4, 1879.	Mar. 4, 1882.	\$4,000
Comptroller .....	Edward J. Anderson	3 "	April 6, 1877.	April 6, 1880.	4,000
Attorney-General.....	John P. Stockton....	5 "	April 5, 1877.	April 5, 1882.	1,500
Supt. Pub. Instruction..	Ellis A. Apgar.....	3 "	Appointed by Bd. Educat'n.		3,000
Adjutant-General .....	Wm. S. Stryker.....	5 "	Appointed by Governor.		1,200
Sec. Bd. of Agriculture..	Wm. M. Force.....	.....	Appointed by State Ag. So'y		Fees.
State Librarian.....	Jas. S. McDanolds...5 "	5 "	Jan. 27, 1879.	Jan. 27, 1884.	1,500

JUDICIARY, SUPREME COURT.—Mercer Beasley, *Chief-Justice*; appointed by the Governor and confirmed by the Senate; term, 7 years; salary, \$5,200. Alfred Reed, Joel Parker, Edward W. Scudder, Bennet Van Syckel, David A. Depue, Jonathan Dixon, M. M. Knapp, William A. Magie, *Associates*; appointed by the Governor and confirmed by the Senate; salary of each, \$5,000. Term, 7 years. Clerk, Benjamin F. Lee. Chancellor, Theodore Runyon; term, 7 years; salary, \$10,000.

Amount of State Debt, Oct. 31st, 1880: War bonds, total, \$1,896,300, bearing 6 per cent. interest. The debt is payable \$100,000 each year. Amount in Sinking Fund, \$1,458,852.34.

State Receipts for year ending Oct. 31, 1880, \$1,075,421.10

State Expenditures for year, \$1,723,480.72.

Amount raised by taxation last year: Paid, \$819,999.81; unpaid, \$75,250.75. Total, \$895,250.36. Rate of State Tax, 2½ mills on the dollar.

STATE OF NEW YORK.—Albany.

STATE OFFICERS.	NAME.	Term of Office.	Term began.	Term ends.	Salary.
Governor .....	Alonzo B. Cornell...	3 yrs.	Jan. 1, 1880.	Dec. 31, 1882.	\$10,000 & house.
Lieutenant-Governor.....	Geo. G. Hoskins.. ...	"	"	"	5,500
Secretary of State.....	Joseph B. Carr.....	"	"	"	5,000
Treasurer.....	Nathan D. Wendell.	"	"	"	5,000
Comptroller .....	Jas. W. Wadsworth.	"	"	"	6,000
Attorney-General.....	Hamilton Ward.....	"	"	"	5,000
Supt. of Pub. Instruct'n.	Neil Gilmor.....	"	.....	.....	5,000
Adjutant-General .....	Fred'k Townsend...	"	.....	.....	2,500
State Librarian.....	Henry A. Homes....	"	.....	.....	.....

JUDICIARY, COURT OF APPEALS.—Charles J. Folger, *Chief-Justice*; term of office, 14 years; elected by the people; salary, \$7,500. Charles Andrews, Theodore Miller, Robert Earl, Geo. F. Danforth, Charles A. Rapallo, Francis M. Finch, *Associates*; term, 14 years; elected by the people; salary of each \$7,000, besides \$2,000 for expenses.

Amount of State Debt, Oct. 1, 1880, \$9,114,054.87; all except \$125,694.87 being canal debt, bearing 6 per cent. gold interest, and redeemable 1883 to 1893. Amount in Sinking Fund, \$2,054,480.17.

The debt was reduced \$8,000,000 by payments during fiscal year ending Oct. 1, 1880.

State Receipts for year ending Sept. 30th, 1880, \$11,835,570.93.

State Expenditures same year, \$12,905,711.96.

Amount raised by taxation last year ending Sept. 30, 1880, \$7,690,416.34.

Amount of taxable property as assessed: Real, \$2,333,669,813; personal, \$352,469,320. Total, \$2,686,139,133. Rate of State tax, fiscal year 1880-81, 6½ mills on the dollar.

The increase in the tax levy for State purposes, from 28 62-100 cents on \$100, in 1880, to 65 cents on the \$100, in 1881, was required to meet the additional appropriation of \$1,500,000 for the new State Capitol at Albany.

The newly imposed tax on corporations produced \$141,127.03 during the small term for which it has been in force. It is expected to yield \$2,000,000 a year when fully enforced. Real estate bore about 88 per cent. of the whole taxation in 1880, and personal property only 12 per cent.

NORTH CAROLINA.—Raleigh

STATE OFFICERS.	NAME.	Term of Office.	Term began.	Term ends.	Salary.
Governor.....	Thomas J. Jarvis...	4 yrs.	Jan. 1, 1881.	Jan. 1, 1885.	\$3,000
Lieutenant-Governor.....	James L. Robinson.	"	"	"	.....
Secretary of State.....	Wm. L. Saunders...	"	"	"	2,000
Treasurer.....	John M. Worth.....	"	"	"	3,000
Auditor .....	W. P. Roberts.....	"	"	"	1,500
Attorney-General.....	Thomas S. Kenan...	"	"	"	1,000
Supt. of Pub. Instruct'n.	J. C. Scarborough..	"	"	"	1,500
Adjutant-General .....	Johnston T. Jones...	.....	"	"	300
Com'r of Agriculture....	A. A. Polk .....	.....	"	"	.....
Commissioner of Lands.	.....	.....	.....	.....	.....
State Librarian.....	Sherw'd Haywood...	.....	"	"	750

JUDICIARY, SUPREME COURT.—W. N. H. Smith, *Chief-Justice*; Thos. S. Ashe, James H. Dillard, *Associate Justices*. Term, 8 years. Elected by the people. Salary, \$2,500 each. Clerk, William H. Bagley.

Amount of State Debt, Oct. 1, 1878: Principal, \$16,960,045; Interest unpaid, \$10,160,183; total, \$27,120,228, exclusive of unacknowledged "special tax bonds," amount \$11,407,000.

By Funding law of Feb., 1879, the sum of \$12,683,045 of the debt was recognized as valid, and ante-war bonds funded at 40 per cent. of face values, while new R. R. bonds were scaled at 25 per cent. of their face, and funding bonds of 1866 and 1868 at 15 per cent. of face value. All the new consolidated bonds run 30 years, at 4 per cent., the first coupon of 2 per cent. having been paid Jan. 1, 1881. The sum total of new funding bonds authorized is \$3,618,511, and the amount issued, up to Oct. 1, 1880, is \$2,211,816, cancelling the sum of \$7,470,245 of the old bonds. Other bonds of the State, amounting to about \$13,000,000, are unprovided for in this compromise.

State Receipts for year ending Oct. 1, 1880, \$546,996.04.

State Expenditures for year ending Oct. 1, 1880, \$492,720.33.

Amount raised by Taxation, 1877, \$533,635.55.

Amount of Taxable Property, as assessed: Real, \$91,679,834; personal, \$51,238,268. Total, \$142,918,102.

Rate of State Tax, 32½ cents on \$100.



STATE OF OHIO.—Columbus.

STATE OFFICERS.	NAME.	Term of Office	Term began.	Term ends.	Salary.
Governor.....	Charles Foster.....	2 yrs.	Jan'y 12, 1880.	Jan'y 9, 1882.	\$4,000
Lieutenant-Governor.....	A. Hickenlooper .....	"	"	"	800
Secretary of State.....	Charles Townsend.....	"	Jan'y 10, 1881.	Jan'y 18, 1883.	2,000
Treasurer .....	Joseph Turney.....	"	Jan'y 12, 1880.	Jan'y 9, 1882.	3,000
Auditor.....	John F. Oglevee.....	"	"	Jan'y —, 1884.	3,000
Attorney-General.....	Georgo K. Nash.....	"	"	Jan'y 14, 1884.	1,500
Adjutant-General.....	Wm. H. Gibson.....	2 yrs.	"	Jan'y 9, 1882.	.....
State Commissioner of Common Schools.....	Daniel De Wolf.....	"	Jan'y 10, 1881.	Jan'y 8, 1883.	2,000
Secretary Board of Agriculture.....	Chamberlain.....	.....	At pleasure	of Board.	.....
State Librarian.....	M. V. Kerr.....	.....	Mar. 27, 1879.	March 2, 1881.	1,500

JUDICIARY, SUPREME COURT.—John W. Okey, *Chief-Justice*; William White, George W. McIlvaine, W. W. Johnson, W. W. Boynton, *Associates*; term of each, 5 years; elected by the people; salary, \$3,000. Clerk, Richard J. Fanning.

Amount of State Debt, funded, Nov. 15, 1880, \$6,476,805.30, viz: loan payable after June 30th, 1881, 6 per cent., \$1,072,640; loan payable after Dec. 1st, 1886, 6 per cent., \$2,400,000; small loans, not bearing interest, \$4,165. Total, \$6,476,805.

Amount in Sinking Fund, Nov. 15, 1880, \$923,761.05.

State Receipts for year ending Nov. 15, 1880, \$4,949,404.76.

State Expenditures for year, \$4,708,626.

Amount raised by taxation in 1880, \$4,411,724.55.

Amount of taxable property as assessed: Real, \$1,102,049,931; personal, \$456,136,034. Total, \$1,558,215,965. Rate of State Tax per cent., 2.9 mills on \$1.

Besides the State tax, there were levied in 1880: Total county taxes, \$7,988,650.29; total township, school, city and town taxes, \$14,507,290.90. Grand aggregate taxes raised in Ohio, 1880, \$27,009,182.

A State law requires all local debts of counties, cities, townships, etc., to be reported and published annually. The report of the State Auditor shows the following: Total debts of Ohio counties in 1880, \$2,853,356.99; total debt of cities in 1880, \$35,993,586.22; total debts of incorporated villages in 1880, \$964,593.56; total debts of townships, \$300,301.14; total debts of school districts, \$1,185,907.77; total local debts, \$41,297,745.68.

The tax on dogs was levied on 375,531 animals, of which 253,875 paid one dollar *per capita*. Horses to the number of 730,642, were valued at \$35,585,616; cattle, 1,630,004, valued at \$24,895,491; sheep, 12,381,427, \$2,041,649; hogs, 5,222,101, valued at \$407,254.

STATE OF OREGON.—Salem.

STATE OFFICERS.	NAME.	Term of Office	Term began.	Term ends.	Salary.
Governor.....	William W. Thayer.	4 yrs.	Sept. 12, 1878.	Sept. 13, 1882.	\$4,500
Lieutenant-Governor.....	None.....	.....	.....	.....	.....
Secretary of State, Auditor and Comptroller	R. P. Earhart.....	4 yrs.	Sept. 9, 1878.	Sept. 10, 1882.	1,500
Treasurer.....	Edward Hirsch.....	"	"	"	800
Attorney-General.....	None.....	.....	.....	.....	.....
Supt. of Pub. Instruct'n	L. J. Powell.....	.....	Sept. 9, 1878.	Sept. 10, 1882.	1,500
Commissioner of Land..	Board composed of Gov'r, Sec. and Treas. of State....	.....	.....	.....	.....
State Librarian.....	D. M. Lyle.....	.....	Sept. 30, 1880.	Sept. 30, 1882.	500

JUDICIARY, SUPREME COURT.—William P. Lord, term 2 years; Edward B. Watson, term 4 years; John B. Waldo, term 6 years; elected by popular vote; salary of each, \$2,000. Clerk of Supreme Court, Thomas B. Odenoal.

Amount of State Debt, Sept. 1, 1880, \$356,508.39, viz: Modoc War Bonds, 10 years, 7 per cent., \$205,008.39; Lock Bonds, Willamette River Improvement, 7 per cent., \$151,500; unfunded debt, \$154,867.76; Total, \$511,376.15.

State Receipts for two years ending Sept. 1, 1880, \$432,605.

State Expenditures for last two years, \$392,236.51.

Amount raised by taxation in 1879, \$324,959.

Amount of taxable property as assessed: Real and personal, \$46,422,817.

Rate of State Tax, 6 mills on the dollar for 1880.

STATE OF PENNSYLVANIA.—Harrisburg.

STATE OFFICERS.	NAME.	Term of Office	Term began.	Term ends.	Salary.
Governor.....	Henry M. Hoyt.....	4 yrs.	Jan. 21, 1879.	Jan. 16, 1883.	\$10,000
Lieutenant-Governor....	Charles W. Stone....	"	"	"	3,000
Secretary of State.....	Matthew S. Quay....	.....	Pleasure of Governor.....		4,000
Treasurer .....	Amos C. Noyes.....	2 yrs.	May 6, 1878.	May 3, 1880.	5,000
Auditor-General .....	William P. Schell...	3 yrs.	May 7, 1878.	May 3, 1881.	3,000
Sec'y of Internal Affairs.	Aaron K. Dunkel...	4 yrs.	May 6, 1879.	May 5, 1883.	3,000
Attorney-General.....	Henry W. Palmer.....	.....	Pleasure of Governor.....		3,500
Adjutant-General.....	Jamos W. Latta.....	3 yrs.	June 1, 1879.	June 1, 1882.	2,500
Supt. Public Instruction and Soldiors' Orphans	J. P. Wickersham...	4 yrs.	May 5, 1876.	May 5, 1880.	2,500
Sec'y Board of Agri're...	Thomas J. Edge.....	.....	Elected by Board .....		1,500
State Librarian.....	C. L. Ehrenfeld.....	3 yrs.	Feb. 4, 1878.	Feb. 7, 1881.	1,800

JUDICIARY, SUPREME COURT.—George Sharswood, 15 years from first Monday of Dec., 1867; Ulysses Mercur, 15 years from first Monday of Dec., 1872; Isaac P. Gordon, 15 years from first Monday of Dec., 1873; Edward M. Paxson, 21 years from first Monday of Jan., 1875; Henry Green, (appointed by Governor in 1879 *ad interim*); John Trunkey, 21 years from first Monday of Jan., 1878; James P. Sterrett, 21 years from first Monday of Jan., 1879. Elected by the people. Salary \$7,000 each.

Amount of State Debt, Dec. 1, 1879: Funded, \$21,389,950; unfunded, \$880,718.86. Of the funded debt \$10,729,000 drew 6 per cent. interest, \$9,299,350 5 per cent., and \$2,000,000 (negotiated in 1879) 4 per cent. The latter was disposed of at a premium of 1.03½ to 2.51 above par.

The State held, Dec. 1, 1879, in stocks of incorporated companies, \$7,300,000; in sinking fund, \$1,202,373; net public debt over and above assets, \$13,794,328.09.

State Receipts for year ending Dec. 1, 1879, \$5,392,361.07 (exclusive of loans).

State Expenditures for year, \$4,884,111.24 (exclusive of sinking fund).

Amount raised by Taxation last year, \$5,392,361 (from all sources).

Amount of taxable property as assessed: Real estate, not taxed; personal property, \$128,490,420. Rate of State tax, 30 cents on \$100.

No tax is levied in Pennsylvania on real estate for State purposes. Tho tax on personal property, at the very low valuation current, produced only \$379,319 in 1879 out of total tax receipts of over \$5,000,000. Most of the large revenues of the State are derived from taxes on corporations. Witness the following: Tax on corporation stock in 1879, \$1,067,453; tax on gross receipts, \$569,914; tax on coal companies, \$645,252; tax on bank stock, \$310,065; commutation of tonnage tax, \$460,000; collateral inheritance tax, \$393,949; license taxes, \$799,252; tax on writs, wills and deeds, \$93,341; tax on net earnings or income, \$31,800; tax on loans, \$150,324; tax on premiums, \$199,726.

STATE OF RHODE ISLAND.—Newport.

STATE OFFICERS.	NAME.	Term of Office.	Term began.	Term ends.	Salary.
Governor .....	Alfred H. Littlefield	1 yr.	May 25, 1880.	May 31, 1881.	\$1,000
Lieutenant-Governor ...	Henry H. Fay.....	"	"	"	500
Secretary of Stato.....	J. M. Addeman .....	"	"	"	2,500
General Treasurer.....	Samuel Clark.....	"	"	"	2,000
State Auditor and Ins. } Commissioner.	Joel M. Sponcer.....	"	May 26, 1880.	"	{ 1,000 1,500
Attorney-General .....	Willard Sayles.....	1 yr.	May 25, 1880.	May 31, 1881.	2,500
Adjutant-General.....	C. H. Barney.....	5 yrs.	April 10, 1879.	April 10, 1884.	600
Com'r Pub. Schools.....	T. B. Stockwell.....	Elect	ed by Board	of Education.	2,500
State Librarian.....	J. M. Addeman.....	<i>ex-offi</i>	<i>cio.</i>	May 31, 1881.	.....

JUDICIARY, SUPREME COURT.—Thomas Durfee, *Chief-Justice*; Walter S. Burgess, Elisha R. Potter, Charles Matteson, John H. Stiness, *Associate Justices*. Salary of Chief-Justice, \$4,500; Associate Justices, \$4,000 each. Term, practically for life. Elected by the General Assembly. "Each Judge shall hold his office until his place be declared vacant by a resolution of the General Assembly to that effect."

Amount of State debt Nov. 1, 1880, \$2,534,500 (funded); interest, 6 per cent.; unfunded debt, none; amount in sinking fund, \$865,826.86.

State Receipts for year ending December 31, 1879, \$971,801.

State Expenditures for year 1879, \$805,636.92.

Amount raised by taxation in 1879, \$388,551.75.

Amount of taxable property as assessed by the cities and towns, 1879: Real, \$188,224,459; personal, \$64,312,214; total, \$252,536,673. State valuation: Real, \$243,658,190; personal, \$84,872,369; total, \$328,530,559.

Rate of State tax, 12 cents on each \$100 of the State valuation.



STATE OF SOUTH CAROLINA.—Columbia.

STATE OFFICERS.	NAME.	Term of Office.	Term Began.	Term Ends.	Salary.
Governor.....	Johnson Hagood.....	2 yrs.	Dec. 30, 1880.	Dec. 30, 1882.	\$3,500
Lieutenant-Governor.....	J. D. Kennedy.....	"	"	"	1,000
Secretary of State.....	R. M. Sims.....	"	"	"	2,100
Treasurer.....	J. P. Richardson.....	"	"	"	2,100
Comptroller-General.....	J. C. Cort.....	"	"	"	2,100
Attorney-General.....	Leroy F. Youmans,	"	"	"	2,100
Sup. of Pub. Education.	H. S. Thompson.....	"	"	"	
Commissioner of Lands.	A. P. Butler.....	"	"	"	1,500
Adj. and Inspector-Gen	A. M. Manigault.....	"	"	"	625
State Librarian.....	J. T. Sims.....	"	"	"	

JUDICIARY, SUPREME COURT.—W. D. Simpson, *Chief-Justice*; term, 6 years; salary, \$4,000. Henry McIver, Samuel McGowan, A. M. Boozer, *Associate Justices*; term, 6 years; elected by the Legislature; salary of each, \$3,500. *Circuit Court Judges*—B. C. Pressley, First Circuit; A. P. Aldrich, Second; T. B. Frazer, Third; J. H. Hudson, Fourth; J. B. Kershaw, Fifth; T. J. Mackey, Sixth; W. H. Wallace, Seventh; Thomas Thompson, Eighth. Term, four years; elected by the Legislature; salary of each, \$3,500.

Amount of State Debt Nov. 23, 1880: Funded, \$5,967,449.80; unfunded, principal and interest, \$671,720.98. Total bonded debt, \$6,639,170.78.

By exchange of the old bonds of the State for new ones, by funding act of 1873, on the basis of scaling the debt at 50 cents on the dollar, there had been converted, up to Nov. 1st, 1878, the sum of \$5,130,966, at the new valuation. During last year there was exchanged for consolidation bonds \$1,467,351, for which \$734,675.55 in new bonds were issued. The whole funded debt draws 6 per cent interest.

State Receipts for year ending Oct. 31st, 1878, \$811,940.66.

State Expenditures for same year, \$621,774.20.

Amount raised by taxation last year, \$715,982.08.

Amount of taxable property as assessed in 1879: Real, \$76,583,866; personal, \$43,967,758; total, \$120,551,624; also railroad property, not embraced above, amounting to about \$6,000,000.

Rate of State Tax, 4¼ mills on \$1.

STATE OF TENNESSEE.—Nashville.

STATE OFFICERS.	NAME.	Term of Office.	Term Bogan.	Term Ends.	Salary.
Governor.....	Alvin Hawkins.....	2 yrs.	Jan. 15, 1881.	Jan. 15, 1883.	\$4,000
Secretary of State.....	Chas. N. Gibbs.....	"	Jan. 15, 1879.	" 1881.	1,800
Treasurer, and <i>ex-off.</i> In-					and fees.
Insurance Commiss'nr...	M. T. Polk.....	"	"	"	\$2,750
Comptroller.....	James L. Gainos.....	"	"	"	2,700
Attorney-General.....	B. J. Lea.....	"	Sept. 1, 1878.	Sept. 1, 1880.	3,000
Supt. of Pub. Instruct'n	Leon Trousdale.....	"	Mar. 25, 1879.	Mar. 25, 1881.	1,995
Adjutant-General.....	W. W. Estell.....	"	Jan. 15, 1879.	Jan. 15, 1881.	1,200
Com'n'ner of Agriculture,					
Statistics and Mines...	J. B. Killebrew.....	"	Mar. 25, 1879.	Mar. 25, 1881.	3,000
Register of Lands.....	James Glover.....	"	"	"	Fees.
State Librarian.....	Mrs. S. K. Hatton...	"	Jan. 15, 1879.	Jan. 15, 1881.	\$1,000
The Legislature meeting in Jan., 1881, is to elect State officers for next two years.					

JUDICIARY, SUPREME COURT.—J. W. Deaderick, *Chief-Justice*. W. F. Cooper, T. W. Freeman, Robert McFarland, Peter Turney, *Associates*; term of office for each, 8 years; elected by the people; salary of each, \$4,000.

Amount of State Debt Dec. 1, 1880, \$20,206,300, funded and registered.

Unfunded Debt, (unpaid interest), \$6,636,550.

General Statement of Stato Bonds: Total amount issued, \$49,173,316.66. Now outstanding as liability against the State: Registered (Act of 1873), \$14,665,000, 6 per cent.; \$292,300, 5 per cent.; not required to be registered, \$397,000, 6 per cent.; funding bonds (1873), \$4,880,000, 6 per cent.

State Receipts for year ending Dec. 19th, 1878, \$626,528.84.

State Expenditures for year, \$704,919.74.

Amount raised by taxation, including tax on privileges, etc., \$626,528.84.

Amount of taxable property as assessed, 1879: Real, \$196,165,644; personal, \$16,952,036; total, \$213,117,680. Rate of State Tax, 10 cents on each \$100.

STATE OF TEXAS.—Austin.

STATE OFFICERS.	NAME.	Term of Office.	Term began.	Term ends.	Salary.
Governor .....	Oran M. Roberts.....	2 yrs.	Jan. 11, 1881.	Jan. 9, 1883.	\$4,000
Lieutenant-Governor....	L. J. Storey.....	"	"	"	.....
Secretary of State.....	J. D. Templeton.....	"	Appointed by Governor.		2,000
Treasurer.....	Frank R. Lubbock..	"	Jan. 11, 1881.	Jan. 9, 1883.	2,500
Comptroller .....	William M. Brown..	"	"	"	2,500
Attorney-General .....	J. H. McLeary.....	"	"	"	2,000
Adjutant-General.....	John B. Jones.....	"			2,000
Com'r of Land Office....	William C. Walsh...	"	Jan. 11, 1881.	Jan. 9, 1883.	2,500
State Libra'n and Com'r of Insurance, Statistics and History.....	V. O. King.....				2,000

JUDICIARY, SUPREME COURT.—George F. Moore, *Chief-Justice*; Robert S. Gould, M. H. Bonner, *Associate Justices*. Term, 4 years. Elected by the people. Salary, \$3,500 each. Amount of State debt Jan. 1, 1879 (funded), \$5,034,109, in State bonds, bearing 6 and 7 per cent. interest; except loan of April 21, 1874, which draws 10 per cent. interest; floating debt, \$52,674.05; total debt, \$5,086,783.05. State Receipts for two years ending Sept. 1, 1878, \$3,387,356.71. State Expenditures for two years, \$3,277,243.32. Amount raised by taxation, \$2,016,334. Amount of taxable property as assessed, 1878: Real, \$186,297,495; personal, \$114,227,912; total, \$300,525,407.

Rate of State tax, 5 mills on each dollar. In addition to the tax of one-half of one per cent. on property, there was levied a poll tax of \$2 on every male between 21 and 60 years, one-half of which, together with the fourth of the *ad valorem* tax, is expended for school purposes. The State has further laid the foundation for an ample school fund, by devoting to that object all the alternate sections of land reserved out of its heavy railroad grants, and also one-half the public domain of the State, with all money that may come to the State from the sale of such moiety.

The public domain of Texas (which, alone, of all the States, retained control and ownership of its public lands upon admission to the Union,) still embraces more than 87,000,000 acres, or a territory larger than the entire surface of any State in the Union, except California and Nevada. The annual immigration into Texas is reckoned at 200,000 in the Governor's message for 1879.

STATE OF VERMONT.—Montpelier.

STATE OFFICERS.	NAME.	Term of Office.	Term began.	Term ends.	Salary.
Governor .....	Roswell Farnham...	2 yrs.	Oct. 6, 1880.	Oct. 4, 1882.	\$1,000
Lieutenant-Governor....	J. L. Barstow .....	"	"	"	\$6 per diem.
Secretary of State.....	George Nichols.....	"	Dec. 15, 1880.	Dec. 15, 1882.	\$1,700
Treasurer .....	John A. Page.....	"	Oct. 6, 1880.	Oct. 4, 1882.	1,700
Auditor .....	E. Henry Powell.....	"	Dec. 15, 1880.	Dec. 15, 1882.	1,400
Adjutant-General .....	Jamos S. Peck.....	"	"	"	750
Supt. of Education.....	.....	"	.....	.....	.....
Supt. of Agriculture....	John B. Mead.....	"	Dec. 15, 1880.	Dec. 15, 1882.	1,400
State Librarian.....	Hiram A. Huse.....	.....	At pleasure of	the Trustees.	1,300

JUDICIARY, SUPREME COURT.—John Pierpont, *Chief-Justice*. *Assistants*— ———, First; Homer E. Royce, Second; Timo. P. Redfield, Third; Jonathan Ross, Fourth; H. Henry Powers, Fifth; Wheelock G. Veasey, Sixth. Elected by the Legislature for two years from Dec. 1, 1880. Salary, \$2,500 each. Vermont owed no State debt and had surplus cash in the treasury Oct. 1, 1880. Rate of interest, 6 per cent. State Receipts for year ending Aug. 1, 1880, \$310,000. State Expenditures year ending Aug. 1, 1880, \$275,409.61. Amount raised by taxation last year, \$292,227.74. Amount of taxable property as assessed: Real, \$71,017,081; personal, \$15,375,533; total, \$86,393,414. Rate of State tax, 40 cents per \$100.



STATE OF VIRGINIA.—Richmond.

STATE OFFICERS.	NAME.	Term of Office	Term began.	Term ends.	Salary.
Governor.....	F. W. M. Holliday.....	4 yrs.	Jan'y 1, 1878.	Jan'y 1, 1882.	\$5,000
Lieutenant-Governor.....	James A. Walker.....	"	"	"	900
Secretary of State.....	T. T. Fauntleroy.....	"	Jan'y 1, 1878.	"	2,500
Treasurer.....	Corbin M. Reynolds...	"	"	"	2,000
Auditor.....	John E. Massey.....	"	"	"	3,000
Second Auditor.....	Horace H. Dyson.....	"	"	"	2,000
Attorney-General.....	James G. Field.....	"	Jan'y 1, 1878.	"	3,500
Supt. of Pub. Instruct'n	William H. Ruffner...	"	Mar. 15, 1874.	.....	2,000
Adjutant-General.....	.....	.....	.....	.....	100
Com'r of Agriculture.....	Thomas Pollard.....	.....	July 1, 1877.	.....	1,500
Register of Land Office..	J. W. Brockenborough	.....	.....	.....	1,300
State Librarian.....	Sec'y of State, <i>ex-off</i> ...	.....	.....	.....	.....

JUDICIARY, SUPREME COURT.—R. C. L. Moncure, *President of Court*; Joseph Christian, Walter R. Staples, Francis T. Anderson, Ed. C. Burks, *Judges*. Elected by the Legislature for twelve years. Salary, President of Court, \$3,250; Judges, \$3,000 each.

Amount of State Debt, Oct. 1, 1879, if all funded, under Act of March 28, 1879. \$29,189,523; floating debt (interest), \$2,037,560; total, \$31,727,083.

State Receipts for year, ending Oct. 1, 1879, \$2,649,849.07.

State Expenditures for year, \$2,816,859.86.

Amount raised by taxation, year ending Oct. 1, 1879, \$2,067,678.42.

Amount of taxable property as assessed, 1878: Real, \$248,455,933; personal, \$70,937,626; total, \$319,392,559.

Rate of State tax, 50 cents on \$100.

Besides the tax on property, Virginia has a capitation tax of \$1, levied on white and colored citizens of 21 years and upwards, producing \$292,967, on the supposition that it is all collected; three-fourths of above is by law devoted to the support of public free schools; a tax on incomes of one per cent., yielding on \$2,943,150 (the incomes assessed), say \$29,431; a tax on banks, railroads, insurance companies, etc., paying about \$112,000; and a license or liquor tax, yielding in 1879, \$331,668. The latter tax has become somewhat famous as the Moffett "bell-punch" tax on liquor consumed, the tax being 2½ cents on each glass of ardent spirits and ½ a cent on malt liquors. This is in addition to a specific license tax of \$150 to each vendor of liquors.

The funding act of 1879 funds the debt (less West Virginia's reputed share of one-third) into new 10-40 year bonds, at 3 per cent. interest for 10 years, then 4 per cent. for 20 years, and 5 per cent. for final 10 years.

STATE OF WEST VIRGINIA.—Wheeling.

STATE OFFICERS.	NAME.	Term of Office	Term began.	Term ends.	Salary.
Governor.....	Jacob B. Jackson....	4 yrs.	March 4, 1881.	March 4, 1885.	\$2,700
Lieutenant-Governor.....	None .....	.....	.....	.....	.....
Secretary of State.....	Sobieski Brady.....	"	March 4, 1877.	March 4, 1881.	1,000 and fees.
Treasurer.....	Thomas A. Brien....	"	March 4, 1881.	March 4, 1885.	1,400
Auditor.....	Joseph S. Miller....	"	"	"	2,000 and fees.
Adju'tant-General .....	E. L. Wood.....	"	March 4, 1877.	March 4, 1881.	.....
Supt. of Pub. Instruct'n	B. L. Butcher.....	"	March 4, 1881.	March 4, 1885.	1,500
Attorney-General.....	C. C. Watts.....	"	"	"	1,300
State Librarian.....	E. L. Wood.....	<i>ex-off.</i>	Adj't-Gen.	.....	900

JUDICIARY, SUPREME COURT.—Thomas C. Green, *Presiding Judge*; C. P. T. Moore, Okey Johnson, A. F. Haymond, *Judges*. Elected by the people for 12 years. Salary, \$2,250 each. Clerk, O. S. Long.

West Virginia has no debt (unless the share of that State in the *ante-bellum* State debt of Virginia is reckoned such), the State Constitution having prohibited the creation of any debt by the Legislature, except in an emergency, like rebellion or invasion. After the admission of the State, in 1863, Virginia claimed that one-third of her State debt of \$45,000,000 should be paid by West Virginia, and left out \$15,239,371 in the adjustment of her debt. West Virginia claims that a very much smaller sum is her share, and the matter remains unadjusted.

State Receipts for year ending Sept. 30, 1878, \$693,276.29.

State Expenditures for year, \$572,343.75.

Amount of Taxable Property, as assessed—real, \$95,079,808; personal, \$33,480,119; Total, \$128,559,927. Rate of State Tax, 30 cents on each \$100.

## STATE OF WISCONSIN.—Madison.

STATE OFFICERS.	NAME.	Term of Office	Term began.	Term ends.	Salary.
Governor.....	William E. Smith...	2 yrs.	Jan. 5, 1880.	Jan. 2, 1882.	\$5,000
Lieutenant-Governor.....	J. M. Bingham.....	"	"	"	1,000
Secretary of State.....	Hans B. Warner.....	"	"	"	5,000
Treasurer .....	Richard Guenther..	"	"	"	5,000
Attorney-General.....	Alexander Wilson...	"	"	"	3,000
Adjutant-General.....	Ed. E. Bryant.....		Appointed by Governor .....		
Supt. of Public Schools.	W. C. Whitford.....	2 yrs.	Jan. 5, 1880.	Jan. 2, 1882.	3,700
Sec'y Board of Agri're..	George E. Bryant...		Elected by the Board.....		2,000
Commissioner of Lands.	Sec'y of State, State Treas'r and Att'y- Gen. <i>ex-officio</i> .....		Jan. 5, 1880.	Jan. 2, 1882.	
State Librarian.....	John R. Berryman.....		Appointed by Governor.....		1,500

JUDICIARY, SUPREME COURT.—Orsamus Cole, *Chief-Justice*; William P. Lyon, Harlow S. Orton, David Taylor, John B. Cassoday, *Associate Justices*. Elected by the people for a term of ten years. Salary of each, \$5,000. Clerk, Clarence Kellogg; salary \$5 a day and fees.

Amount of State Debt, Nov. 29, 1880, \$2,252,057; interest, 7 per cent.

In addition to this, the debts of counties, cities, towns, villages and school districts in Wisconsin, as reported by the State Secretary in October, 1879, amounted to \$10,115,898, which, added to the State debt, was about \$8.50 per head of estimated population, and  $3\frac{1}{2}$  per cent. of the assessed valuation.

State Receipts for year ending Sept. 30, 1880, \$1,049,406.73.

State Expenditures for last year, \$1,179,815.52.

Amount raised by Taxation last year, \$557,003.20.

Amount of taxable property as assessed: Real, \$344,788,771; Personal, \$94,183,030; Rate of State tax, 10 3-10 cents on each \$100 of valuation.

The State tax amounts to only about one-ninth of the whole taxes paid by the people.

The total tax levied in the State in 1878 was \$7,969,859, amounting to \$1.93 on each \$100 of assessed valuation, and apportioned as follows: State tax, \$681,589; county tax, \$1,770,481; town tax, \$2,428,947; school tax, \$1,998,742; road tax, \$1,090,050.

## TERRITORY OF ARIZONA.—Prescott.

OFFICERS.	NAME.	Term of Office.	Term began.	Term ends.	Salary.
Governor .....	John C. Fremont...	4 yrs.	June 12, 1878.	June 12, 1882.	\$2,600
Secretary.....	John J. Gosper.....	"	Oct. 29, 1877.	Oct. 29, 1881.	1,800
Treasurer.....	Thomas J. Butler...	2 yrs.	Jan. ..., 1879.	Jan. ..., 1881.	500
Auditor .....	E. P. Clark.....	"	"	"	500
Attorney-General .....	E. B. Pomroy.....	"	"	"	Fees.
Supt. Pub. Instruction.	M. H. Sherman.....	"	Jan. 11, 1881.	Jan. 11, 1883.	1,000
Adjutant-General.....	Clark Churchill.....				
Librarian.....	Secretary, <i>ex-officio</i> ..	4 yrs.	Oct. 29, 1877.	Oct. 29, 1881.	

JUDICIARY, SUPREME COURT.—Charles J. W. French, *Chief-Justice*; De Forest Porter, William H. Stilwell, *Associates*. Appointed by the President and Senate for 4 years. Salary, \$2,600. United States District Attorney, ———; United States Marshal, C. P. Dake; Clerk of Supreme Court, William Wilkerson.

## TERRITORY OF DAKOTA.—Yankton.

OFFICERS.	NAME.	Term of Office.	Term began.	Term ends.	Salary.
Governor.....	Nehem. G. Ordway.	4 yrs.	May 22, 1880.	May 22, 1884.	\$2,600
Secretary of Territory..	George H. Hand.....	"			1,800
Treasurer.....	William H. MeVey..	"			300
Auditor .....	E. A. Sherman.....	"			300
Supt. of Pub. Instruct'n	W. H. H. Beadle....	"			600
Librarian .....	Secretary, <i>ex-officio</i> .....		<i>ex-officio</i> .		250

JUDICIARY.—*Chief-Justice*, Peter C. Shannon; 4 years from Nov. 12, 1877; *Associate Justices*, G. C. Moody, Alanthon H. Barnes, Jefferson P. Kidder; 4 years from April 2, 1879; \$2,600 each. *District Attorney*, Hugh J. Campbell. Clerk, B. S. Williams. Marshal, J. B. Raymond.

Territorial debt, 1879, \$27,000, at 8 per cent.



**TERRITORY OF IDAHO.—Boise City.**

OFFICERS.	NAME.	Term of Office.	Term began.	Term ends.	Salary.
Governor .....	John B. Neil.....	4 yrs.	July 24, 1880.	July 24, 1884.	\$2,600
Secretary.....	R. A. Sidebotham...	"	.....	.....	1,800
Treasurer.....	John Huntoon.....	"	.....	.....	1,000
Comptroller .....	Joseph Lerault.....	"	.....	.....	1,500
Supt. Pub. Instruction..	" <i>ex off.</i> .....	.....	.....	.....	.....
Librarian.....	Secretary, <i>ex-officio</i> ..	.....	.....	.....	.....

JUDICIARY.—*Chief-Justice*, John T. Morgan; 4 years from June 10, 1879. *Associate Justices*, Henry E. Prickett, Norman Buck; 4 years from December 1, 1879. Salary of each, \$2,600. *District Attorney*, James B. Butler. Clerk, Alonzo L. Richardson. Marshal, E. S. Chase.

Territorial debt, December 20, 1878: Funded, \$70,144.92; unfunded, \$59,064.89; total, \$129,209.81.

Receipts for 1878, \$38,721.63; expenditures, \$37,215.08.

Valuation of taxable property as assessed: Real, \$1,704,809; personal, \$2,815,991.

**TERRITORY OF MONTANA.—Helena.**

OFFICERS.	NAME.	Term of Office.	Term began.	Term ends.	Salary.
Governor .....	Benjamin F. Potts..	4 yrs.	July 13, 1878.	July 13, 1882.	\$2,600
Secretary.....	James H. Mills.....	"	Nov. 8, 1877.	Nov. 8, 1881.	1,800
Treasurer .....	D. H. Weston.....	"	Feb. 16, 1879.	Feb. 16, 1881.	1,500
Auditor.....	J. P. Woolman.....	"	Feb. 21, 1879.	Feb. 21, 1881.	1,500
Supt. of Pub. Instruc'n.	W. E. Smith.....	"	Feb. 20, 1879.	Feb. 20, 1883.	1,200
State Librarian.....	Auditor, <i>ex-officio</i> .....	.....	.....	.....	.....

JUDICIARY, SUPREME COURT.—Decius S. Wade, *Chief-Justice*; term, 4 years from March 17, 1879; W. J. Galbraith, 4 years from December 12, 1878; E. J. Conger, 4 years from January 12, 1880, *Associate Justices*. Appointed by the President. Salary of each, \$2,600. *District Attorney*, J. L. Dryden. Clerk, Isaac R. Alden. Marshal, A. C. Botkin.

Amount of Territorial debt Dec. 10th, 1879: Funded, \$67,000, unfunded, about \$35,500.

Territorial bonds, issued July 1st, 1876, redeemable after two years, and payable after seven years from their date, drawing 10 per cent. interest, are being redeemed, and will all be called in the coming year and funded at 7 per cent. interest.

Amount in Sinking Fund, \$10,500.

Receipts for year ending Jan. 1, 1880, \$64,619.87; expenditures, \$32,110.29.

Amount raised by taxation, Territorial, aside from county tax, \$61,952.69.

Rate of tax for 1878, 3 mills on the dollar, and 40 per cent. of licenses collected.

Amount of taxable property as assessed: Real, \$2,905,999; personal, \$9,871,030.

**TERRITORY OF NEW MEXICO.—Santa Fe.**

OFFICERS.	NAME.	Term of Office.	Term began.	Term ends.	Salary.
Governor .....	Lewis Wallace.....	4 yrs.	Sept. 3, 1878.	Sept. 3, 1882.	\$2,600
Secretary.....	William G. Ritch....	"	.....	.....	1,800
Treasurer .....	Juan Delgado.....	2 yrs.	Feb., 1880.	Feb., 1882.	1,000
Auditor .....	Trinidad Alarid.....	"	"	"	1,000
Adjutant-General .....	Thomas S. Tucker...	"	"	"	250
Librarian.....	Aniceta Abeytia.....	"	"	.....	150

JUDICIARY, SUPREME COURT.—L. Bradford Prince, *Chief-Justice*; term, 4 years from January 14, 1879; Samuel C. Parks, 4 years from January 22, 1878; Warren Bristol, 4 years from December, 1880, *Associates*. Appointed by the President and Senate. Salary, \$2,600. *District Attorney*, S. M. Barnes; 4 years from December 12, 1878. Clerk, F. W. Clancy. United States Marshal, John Sherman, Jr.

## TERRITORY OF UTAH.—Salt Lake City.

OFFICERS.	NAME.	Term of Office.	Term began.	Term ends.	Salary.
Governor .....	Eli H. Murray.....	4 yrs.	Jan'y 27, 1880.	Jan'y 27, 1884.	\$2,600
Secretary .....	Arthur L. Thomas...	"	May 1, 1879.	May 1, 1883.	1,800
Treasurer .....	James Jack.....	2 yrs.	Aug. 2, 1880.	Aug. 2, 1882.	600
Auditor .....	N. W. Clayton.....	"	Aug. 2, 1880.	Aug. 2, 1882.	1,500
Supt of Pub. Instruc'n.	John Taylor.....	"	Aug. 4, 1879.	Aug. 3, 1881.	1,500
Sec'y Board of Agri're...	H. P. Folsom.....				
Territorial Librarian....	Nephi W. Clayton...		Feb. 23, 1880.	Feb. 23, 1882.	200

JUDICIARY, SUPREME COURT.—John A. Hunter, *Chief-Justice*; term 4 years from April 20, 1880; Philip H. Emerson, 4 years from March 16, 1877, Stephen P. Twiss, 4 years from Dec., 1880, *Associates*. Salary of each, \$2,600. *District Attorney*, Philip T. Van Zile. Clerk, E. P. Sprague. Marshal, Michael Shaughnessy.

The taxable property in Utah was assessed at \$24,985,072, real and personal, for year ending December 31st, 1879.

The rate of taxation was 6-10 of 1 per cent.

Amount raised by taxation in 1879, \$149,910.43. Amount expended, \$89,526.78.

## TERRITORY OF WASHINGTON.—Olympia.

OFFICERS.	NAME.	Term of Office.	Term began.	Term ends.	Salary.
Governor .....	William A. Newell..	4 yrs.	April 26, 1880.	April 26, 1884.	\$2,600
Secretary.....	N. H. Owings.....	"			1,800
Treasurer .....	F. Tarbell.....	2 yrs.	Jan. 14, 1880.	Jan. 13, 1882.	1,000
Auditor .....	T. M. Reed.....	"	"	"	1,000
Adjutant-General .....	M. R. Hathaway....	"	Jan. 13, 1881.	Jan. 13, 1883.	.....
Supt. of Pub. Instruc'n.	J. H. Houghton.....	"	Nov. —, 1880.	Nov. —, 1882.	600
Librarian .....	James P. Ferry.....		June —, 1880.		500

JUDICIARY, SUPREME COURT.—Roger S. Green, *Chief-Justice*; term, 4 years from Jan'y 16, 1879; Samuel C. Wingard, John P. Hoyt, Jan. 16, 1879, *Associates*. Appointed by the President. Salary of each, \$2,600. *District Attorney*, John B. Allen, Feb. 17, 1879. Clerk, R. J. O'Brien. Marshal, Charles Hopkins.

## TERRITORY OF WYOMING.—Cheyenne.

OFFICERS.	NAME.	Term of Office.	Term began.	Term ends.	Salary.
Governor .....	John W. Hoyt.....	4 yrs.	April 10, 1878.	April 10, 1882.	\$2,600
Secretary.....	Elliott S. M. Morgan.	"	Mar. 10, 1880.	Mar. 10, 1884.	1,800
Treasurer .....	F. E. Warner.....	2 yrs.	Dec. 10, 1879.	Dec. 10, 1881.	800
Auditor .....	S. H. Nason.....	"	Dec. 15, 1879.	Dec. 15, 1881.	1,000
Supt. of Pub. Instruc'n.	John Slaughter.....	"	Dec. 18, 1879.	Dec. 18, 1881.	800
Librarian.....	"				

JUDICIARY, SUPREME COURT.—*Chief-Justice*, James B. Sener; term, 4 years from Dec. 11, 1879. *Associate Justices*, Jacob B. Blair, 4 years from Feb. 14, 1876; William Ware Peck, 4 years from Dec. 14, 1877. Salary, \$2,600 each. *District Attorney*, Charles W. Layman, May 8, 1879. Clerk, John W. Bruner. Marshal, Gustave Schnitger.

Wyoming has no Territorial debt.

Amount raised by taxation, 1879, \$42,412.81.

Taxable property, real and personal, \$11,835,564.

Rate of Territorial tax year ending Jan 5, 1881, 40 cents on \$100.



COUNTIES—67.	PRESIDENT.					GOVERNOR.				
	1880.			1876.		Aug. 3, 1880.		Aug., 1878.	Aug., 1876.	
	Hancock, Dem.	Garfield, Rep.	Weaver, Gr.	Tilden, Dem.	Hayes, Rep.	Cobb, Dem.	Pickens Gr.	Cobb, Dem.	Houston, Dem.	Woodruff, Rep.
Autauga	978	974	15	804	1,576	1,378	939	819	774	1,221
Baldwin	767	663	23	789	662	873	592	542	557	244
Barbour	2,773	1,200	1	3,594	162	5,199	423	2,335	3,270	171
Bibb	737	106	.....	890	333	1,412	43	389	811	232
Blount	1,318	260	.....	1,402	347	2,122	306	1,538	1,640	129
Bullock	124	656	.....	1,567	959	2,616	853	858	2,919	592
Butler	2,026	861	2	1,956	1,005	3,295	193	1,215	1,873	935
Calhoun	1,984	509	12	2,040	421	3,174	178	2,634	2,062	296
Chambers	1,918	884	28	2,282	1,053	3,067	49	1,007	2,117	690
Cherokee	1,390	180	.....	1,666	293	2,995	26	1,832	1,464	42
Chilton	714	131	.....	728	151	1,598	.....	1,103	1,075	66
Choctaw	1,050	520	702	1,209	693	1,432	1,132	842	1,066	.....
Clarke	1,173	740	.....	1,406	1,120	1,643	1,229	1,056	1,042	214
Clay	1,002	52	174	1,188	186	1,661	388	841	1,142	201
Cleburne	904	117	.....	1,052	219	1,390	109	1,103	781	282
Coffee	764	63	.....	835	25	1,333	1	868	686	18
Colbert	1,237	1,072	167	1,382	778	1,340	1,395	1,825	1,357	1,080
Conecuh	1,154	843	.....	1,167	777	1,304	815	1,011	1,142	656
Coosa	1,296	812	14	1,349	733	1,657	791	946	1,330	741
Covington	879	64	3	820	31	905	1	588	731	.....
Crenshaw	1,774	231	.....	1,427	174	1,886	.....	796	1,290	150
Cullman	336	163	.....	.....	.....	446	317	276	.....	.....
Dale	1,224	284	.....	1,143	269	1,665	212	1,581	1,343	367
Dallas	1,794	1,108	.....	1,609	3,930	1,785	2	4,470	1,613	6,300
DeKalb	759	252	91	*	*	1,384	452	1,310	1,009	373
Elmore	1,467	1,389	13	1,399	1,249	1,794	1,268	1,333	1,401	1,153
Escambia	812	285	22	784	198	692	264	703	638	133
Etowah	1,217	347	4	1,198	273	2,016	191	898	1,336	310
Fayette	631	202	43	935	267	880	389	1,117	925	135
Franklin	655	110	239	781	136	1,040	553	971	984	135
Geneva	460	6	.....	1,055	2,686	641	.....	299	521	1,008
Greene	943	1,463	.....	408	2	1,761	1,406	709	382	1
Hale	1,736	1,549	.....	2,177	2,388	1,741	.....	1,763	2,220	1,467
Henry	1,729	273	.....	1,587	433	2,818	124	1,908	1,676	225
Jackson	2,059	599	956	2,689	694	2,397	1,830	2,841	2,426	773
Jefferson	1,712	781	176	2,102	689	2,342	1,588	2,123	1,845	368
Lamar	856	172	.....	.....	.....	1,893	1,075	1,252	.....	.....
Lauderdale	1,743	1,228	88	1,720	1,044	1,456	331	1,336	1,495	1,033
Lawrence	1,555	1,414	558	1,659	1,484	1,569	2,227	1,444	1,609	1,586
Lee	1,943	1,569	5	2,885	1,105	2,642	1,609	1,314	2,087	942
Limestone	1,600	1,623	56	1,684	1,343	1,860	1,681	1,165	1,687	4,293
Lowndes	1,414	2,399	.....	1,309	4,152	3,517	2,341	1,021	1,090	3,491
Macon	538	191	.....	1,493	881	2,109	421	1,869	.....	.....
Madison	2,808	3,062	489	3,423	2,777	3,548	3,284	2,520	3,225	3,036
Marengo	2,359	1,825	.....	2,755	1,982	3,060	00	1,897	2,591	1,302
Marion	.....	.....	.....	733	111	1,158	259	819	879	60
Marshall	939	83	59	1,067	167	1,641	345	1,440	1,126	111
Mobile	3,784	3,239	201	5,330	4,272	4,711	2,130	2,385	5,138	3,071
Monroe	1,087	821	.....	1,532	606	1,161	.....	1,360	1,436	438
Montgomery	2,971	5,469	39	2,381	6,259	4,935	2,219	4,153	2,315	4,694
Morgan	1,420	644	275	1,432	773	1,536	1,190	1,698	1,359	597
Perry	2,278	2,082	.....	1,467	3,528	2,515	4	1,246	1,203	1,986
Pickens	1,562	214	.....	2,158	48	3,182	.....	1,277	2,007	70
Pike	2,327	741	3	2,111	464	2,935	447	2,115	1,934	322
Randolph	832	486	.....	1,179	865	1,312	339	1,236	1,191	872
Russell	1,678	1,402	.....	2,051	1,022	3,183	126	1,143	1,943	505
Sanford	.....	.....	.....	1,201	198	.....	.....	.....	1,191	92
Shelby	1,455	840	8	1,475	770	1,574	612	956	1,456	555
St. Clair	942	496	.....	1,134	435	1,655	27	1,318	1,215	414
Sumter	1,787	1,337	.....	2,234	1,370	1,711	92	1,063	1,219	1,141
Talladega	1,659	1,757	62	2,014	1,309	2,338	1,455	1,344	1,942	1,571
Tallapoosa	2,676	779	.....	2,892	711	4,196	327	1,584	2,609	437
Tuscaloosa	1,855	807	.....	2,184	988	2,686	439	1,482	1,920	716
Walker	539	220	53	799	505	704	571	694	837	653
Washington	575	139	61	553	96	872	22	656	500	.....
Wilcox	1,860	1,264	.....	1,490	3,599	3,389	.....	.....	1,483	3,586
Winston	149	126	.....	237	454	180	191	289	296	400
Total	90,687	56,178	4,642	102,002	68,230	134,911	42,343	89,571	99,255	55,582
Plurality	34,509	.....	.....	33,772	.....	92,568	.....	.....	43,673	.....
Per Cent	59.85	37.07	3.06	59.97	40.03	76.11	23.88	.....	64.10	35.90
Total Vote	.....	151,507	.....	.....	170,232	.....	177,254	89,571	154,837	.....





ARIZONA TERRITORY.—Delegate in Congress.

COUNTIES.—7.	1880.		1878.	
	G. H. Oury. Dem.	M. W. Stewart. Rep.	Aggregate vote of the Terri- tory.	Per cent.
Apache.....	309	290		
Maricopa.....	644	368		
Mohave.....	132	137		
Pima.....	1,692	1,722	John G. Campbell, D....	32.54
Pinal.....	541	254	A. E. Davis, Gr.....	24.59
Yavapai.....	608	713	H. S. Stevens, D.....	24.43
Yuna.....	169	122	K. S. Woolsey, I. D.....	18.42
Total.....	4,095	3,606		
Majority.....	489		Total vote.....	4,461
Per cent.....	53.17	46.82	Campbell's plurality....	355
Total vote.....	7,701			

ARKANSAS.—State Ticket.

COUNTIES.—74.	PRESIDENT.					COUNTIES.—74.	PRESIDENT.				
	1880.			1876.			1880.			1876.	
	Han- cock. Dem.	Gar- field. Rep.	Wea- ver. Gr.	Til- den. Dem.	Hayes Rep.		Han- cock. Dem.	Gar- field. Rep.	Wea- ver. Gr.	Til- den. Dem.	Hayes Rep.
Arkansas.....	861	716	1	929	737	Little River.....	491	547	5	337	415
Ashly.....	727	672	.....	907	665	Logan.....	1,155	827	17	874	545
Baxter.....	607	156	60	371	69	Lonoke.....	1,001	599	4	1,195	648
Benton.....	1,964	298	179	1,918	376	Madison.....	735	414	36	738	452
Boone.....	1,134	325	21	1,008	218	Marion.....	654	120	63	586	83
Bradley.....	575	178	156	574	209	Miller.....	884	735	3	659	674
Calhoun.....	471	270	35	459	290	Mississippi.....	536	398	.....	590	302
Carroll.....	887	399	28	692	324	Monroe.....	715	963	.....	637	758
Chicot.....	266	1,552	.....	488	1,512	Montgomery....	445	142	13	273	114
Clark.....	1,263	880	53	1,357	796	Nevada.....	936	372	863	1,154	392
Clay.....	590	73	2	499	26	Newton.....	320	340	58	268	329
Columbia.....	1,173	582	62	1,275	725	Ouachita.....	858	929	231	1,006	1,902
Conway.....	908	1,020	2	772	556	Perry.....	187	175	21	174	118
Craighead.....	574	83	.....	483	67	Phillips.....	924	2,367	5	982	2,867
Crawford.....	1,138	974	48	954	663	Pike.....	346	152	88	324	217
Crittenden.....	239	913	.....	277	1,059	Poinsett.....	265	23	.....	223	45
Cross.....	464	299	1	444	247	Polk.....	334	48	.....	363	36
Dallas.....	495	296	8	568	231	Pope.....	1,156	376	87	1,124	364
Desha.....	.....	.....	.....	206	675	Prairie.....	749	504	22	729	421
Dorsey.....	514	281	302	804	287	Pulaski.....	1,971	3,351	120	2,170	3,245
Drew.....	838	553	9	1,096	715	Randolph.....	905	147	.....	995	98
Faulkner.....	1,097	459	127	754	166	Saline.....	719	266	92	762	231
Franklin.....	1,583	468	23	1,111	273	Scott.....	609	205	87	604	202
Fulton.....	558	78	29	324	57	Searcy.....	452	566	3	229	356
Garland.....	814	566	75	723	479	Sebastian.....	1,639	1,074	2	1,402	910
Grant.....	478	105	25	372	83	Sevier.....	591	141	.....	505	120
Greene.....	515	23	.....	570	.....	Sharp.....	793	174	4	654	141
Hempstead.....	1,450	1,641	187	1,568	1,355	St. Francis....	693	494	12	919	545
Hot Spring.....	609	208	35	387	131	Stone.....	417	50	15	341	45
Howard.....	884	453	16	790	222	Union.....	1,096	789	14	1,092	746
Independence	1,463	495	28	1,306	436	Van Buren.....	873	162	11	520	64
Izard.....	1,005	223	36	914	154	Washington....	1,937	788	262	1,888	817
Jackson.....	883	500	18	967	378	White.....	1,922	301	150	1,690	232
Jefferson.....	885	3,196	.....	893	3,123	Woodruff.....	668	738	2	915	761
Johnson.....	1,098	279	41	1,009	191	Yell.....	1,331	669	25	975	497
Lafayette.....	315	544	50	389	581	Total.....	60,489	41,661	4,079	58,071	38,669
Lawrence.....	800	104	20	723	4	Plurality.....	18,828			19,402	
Lee.....	539	995	2	673	906	Per cent.....	56.94	39.21	3.83	60.02	39.98
Lincoln.....	468	848	79	672	931	Total vote.....	106,229			97,029	

In 1876, the Greenback ticket for President had 289 votes.

At the State Election Sept. 6, 1880, the vote for Governor stood: T. J. Churchill, Dem., 84,185; W. P. Parks, Rep., 31,424. Total, 115,609.

ARKANSAS.—Representatives in Congress.

	1880.		1878.	
	Dunn. Dem.	John- son. Rep.	Dunn. Dem.	Opp. Gr.
1st District.				
Arkansas.....	913	654	8,863	0
Clay .....	590	54		
Craighead ....	581	74		
Crittenden.....	235	908	No opposi-	
Cross .....	484	293	tion candi-	
Desha.....	297	806	date was	
Greene.....	514	21		
Independence	1,462	456		
Jackson.....	908	458	nominated	
Lawrence.....	786	71	for Congress	
Lee.....	538	993	in the First	
Lonoke.....	999	557	District,	
Mississippi....	541	281	either in 1876	
Monroe.....	716	434	or in 1878.	
Pallips .....	917	2,359		
Polnsett... ..	269	17		
Prairie... ..	770	486		
Randolph .....	905	143		
St. Francis....	715	475		
White.....	1,947	292		
Woodruff.....	666	575		
Total.....	15,753.	10,407		
Majority.. ..	5,346			
Per cent.....	60.21	39.78		
Total vote...	26,160			

	1880.			1878.	
	J. K. Jones. Dem.	J. A. Wil- liams. Rep.	R. K. Gar- land. Gr.	Stem- ons. Dem.	Brad- ley. Gr.
2d District.					
Ashley.....	726	673	.....	471	452
Bradley .....	569	165	133	546	253
Calhoun.....	468	258	58	441	243
Chicot. ....	255	1,547	.....	157	235
Clark.....	1,246	801	153	.....	.....
Columbia.. .	1,199	474	179	777	302
Dallas.....	493	296	10	266	143
Dorsey.....	501	278	323	486	398
Drew.....	885	520	83	893	275
Grant.....	476	99	31	416	44
Hempstead	1,452	1,551	254	1,050	968
Hot Spring	604	204	54	.....	.....
Howard.....	864	263	228	593	292
Jefferson....	878	3,191	7	1,189	1,570
Lafayette... .	295	486	134	228	451
Lincoln... ..	466	851	82	601	414
Little Riv'r	486	5	555	81	262
Miller.....	884	730	7	347	220
Nevada.....	904	275	995	858	334
Ouachita....	853	849	316	751	805
Pike.....	342	152	144	.....	.....
Sevier.....	586	66	88	238	146
Union .....	1,085	779	86	837	583
Total .....	16,517	14,513	3,920	11,226	8,399
Plurality ...	2,004			28,27	
Per cent.....	47.25	41.52	11.21	57.20	42.71
Total v...	34,950			19,625	

	1880.		1878.	
	J. E. Crav- ens. Dem.	Thos. Boles. Rep.	Crav- ens. Dem.	Rice. Gr.
3d District.				
Conway.....	909	1,018	.....	.....
Clark.....	.....	.....	544	512
Crawford. ....	1,113	1,010	567	668
Faulkner. ....	1,082	530	317	295
Franklin .....	1,518	526	824	187
Garland.....	794	652	196	464
Hot Springs.....	.....	.....	276	124
Johnson.....	1,088	291	747	162
Logan.....	1,141	860	588	460
Montgomery .....	431	173	138	98
Perry.....	147	218	91	83
Pike.....	.....	.....	188	63
Polk.....	333	48	194	73
Pope.....	1,146	401	.....	.....
Pulaski.....	1,892	3,434	710	2,169
Saline.....	711	287	354	227
Sebastian.....	1,625	1,086	682	723
Scott.....	586	276	288	241
Yell.....	1,265	742	498	328
Total.....	15,781	11,552	7,202	6,868
Majority.....	4,229		334	
Per cent.....	57.73	42.26	51.11	48.87
Total vote.....	27,333		14,070	

	1880.			1878.		
	T. M. Gun- ter. Dem.	Sam. Peel. Dem.	S. Mur- phy. Rep.	Gun- ter. Dem.	Cun- ning- ham. I. D.	Smith. Gr.
4th Dist.						
Baxter... ..	357	277	161	203	55	33
Benton .	788	1,382	281	489	515	19
Boone....	784	340	351	470	242	31
Carroll..	627	307	371	274	150	18
Conway .....	.....	.....	.....	282	23	62
Fulton ..	176	426	67	94	343	22
Izard....	491	563	221	243	131	291
Mad'son	663	105	437	514	120	44
Marlon..	509	201	126	247	137	11
Newton.	241	109	351	96	59	35
Pope....	.....	.....	.....	482	15	72
Searcy ..	382	76	567	191	34	135
Sharp... .	421	397	157	241	173	32
Stone ...	179	259	66	73	65	70
Van B... .	339	570	153	209	172	15
Wash'n.	1,430	719	816	1,253	405	79
Total ..	7,387	5,731	4,125	5,361	2,639	966
Plur'ty ..	1,656			2,782		
Per cent.	42.84	33.23	23.92	60.10	29.08	10.80
Tot. v.	17,243			8,969		

The Legislature of 1881-83 stands:

	Dem.	Gr.	Rep. & Gr.	Dem. maj.
Senate .....	29	2	...	27
House .....	81	...	12	69
Joint Ballot.....	110	2	12	96



## CALIFORNIA.—State Ticket.

COUNTIES.—52.	PRESIDENT.				GOVERNOR.		
	1880.		1876.		1879.		
	Garfield. Rep.	Hancock. Dem.	Hayes. Rep.	Tilden, Dem.	Perkins, Rep.	Glenn. Dem. & H. B.	White. Work- ingman.
Alameda.....	5,897	3,898	4,949	3,348	5,179	1,418	3,007
Alpine.....	66	41	110	65	111	59	9
Anador.....	1,345	1,411	1,172	1,315	1,033	1,136	325
Butte.....	1,814	1,830	1,665	1,635	1,715	1,474	233
Calaveras.....	1,157	1,138	886	936	770	748	654
Colusa.....	882	1,608	766	1,469	659	1,506	102
Contra Costa.....	1,302	1,009	1,184	838	919	576	558
Del Norte.....	263	297	186	228	269	102	184
El Dorado.....	1,419	1,519	1,331	1,441	1,163	1,126	402
Fresno.....	613	1,135	338	958	285	951	114
Humboldt.....	1,490	735	1,637	1,127	1,317	365	1,327
Inyo.....	321	274	343	375	252	295	19
Kern.....	463	662	556	844	328	777	58
Lake.....	454	677	389	703	340	789	182
Lassen.....	323	301	256	227	287	424	21
Los Angeles.....	2,914	2,852	3,042	3,616	1,930	2,743	2,093
Marin.....	760	561	651	619	658	322	387
Mariposa.....	432	598	365	554	317	615	86
Mendocino.....	969	1,314	929	1,283	752	1,398	176
Merced.....	516	737	558	804	343	578	162
Modoc.....	370	463	208	322	272	565	6
Mono.....	913	822	153	125	786	494	391
Monterey.....	1,260	1,210	1,183	1,012	839	750	767
Napa.....	1,199	1,084	1,153	965	960	833	529
Nevada.....	2,241	2,028	2,300	1,905	1,755	824	1,496
Placer.....	1,643	1,416	1,610	1,278	1,213	759	828
Plumas.....	698	645	584	502	702	500	100
Sacramento.....	3,794	2,815	3,839	2,485	3,504	1,370	1,422
San Benito.....	429	645	435	664	229	621	247
San Bernardino.....	730	711	674	607	509	636	383
San Diego.....	743	545	794	668	627	678	108
San Francisco.....	19,080	21,477	21,172	20,399	18,958	3,916	18,608
San Joaquin.....	2,568	2,409	2,272	1,850	2,078	1,838	609
San Luis Obispo.....	830	730	772	944	631	646	665
San Mateo.....	760	719	871	696	647	424	522
Santa Barbara.....	907	703	1,174	744	755	586	689
Santa Clara.....	3,113	2,820	3,336	3,065	2,703	1,329	1,988
Santa Cruz.....	1,236	1,100	1,537	1,132	901	800	750
Shasta.....	868	878	625	641	576	808	240
Sierra.....	997	560	917	511	826	457	225
Siskiyou.....	800	900	718	861	666	917	116
Solano.....	1,963	1,959	1,952	1,753	1,625	918	1,162
Sonoma.....	2,290	2,628	2,432	2,907	1,611	2,523	620
Stanislaus.....	752	1,161	802	1,097	593	994	74
Sutter.....	602	592	550	553	670	470	121
Tehama.....	868	954	646	675	517	864	112
Trinity.....	664	458	388	408	430	307	152
Tulare.....	917	1,308	986	1,370	611	1,259	186
Tuolumne.....	922	1,000	809	917	728	579	400
Ventura.....	599	506	608	591	321	737	148
Yolo.....	1,256	1,372	1,233	1,369	1,027	1,161	332
Yuba.....	1,165	1,185	1,251	1,076	1,073	594	525
Totals.....	80,348	80,426	79,269	76,464	67,970	47,562	44,620
Plurality.....		78	2,805		20,408		
Per cent.....	49.99	50.00	50.90	49.10	42.44	29.69	27.86
Total vote.....		164,226		155,777		160,152	

NOTE.—In California, in 1880, five Democratic Electors for President and one Republican Elector were chosen: Judge Terry, one of the Democratic Electors at Large, running behind the ticket. The vote above given is on the Elector at Large of each party receiving the highest vote—i. e., Egerton, Republican (elected), and Wallace, Democrat.

In 1880, the Greenback Electoral ticket received 3,392 votes, and there were 60 scattering.

In 1876, Cooper, Greenback Presidential Candidate, received 44 votes.

CALIFORNIA--Representatives in Congress.

1st District.	1880.		Sept. 3, 1879.		
	Horace Davis.	W. S. Rosecrans.	Davis.	Sumner.	Barbour.
	Rep.	Dem.	Rep.	Dem.	Work.
San Francisco	19,496	21,005	20,074	2,942	18,460
Plurality.....	1,509		1,614		
Per cent.....	47.33	51.00	48.39	7.09	44.50
Scattering.....	633				
Total vote...	41,184		41,476		

2d District.	1880.		Sept. 3, 1879.		
	H. F. Page.	T. R. Glasscock.	Page.	Clunie.	Williams.
	Rep.	Dem.	Rep.	Dem.	Work.
Alameda.....	5,646	4,087	5,351	2,961	772
Alpine.....	66	41	118	43	4
Amador.....	1,348	1,398	1,108	1,160	128
Calaveras.....	1,270	1,161	1,019	754	266
Contra Costa...	1,278	1,025	937	841	269
El Dorado.....	1,394	1,525	1,157	1,058	339
Nevada.....	1,671	1,364	1,663	963	1,339
Placer.....	1,645	1,418	1,185	919	693
Sacramento....	3,778	2,827	3,579	1,516	1,106
San Joaquin...	2,515	2,430	2,486	1,909	20
Tuolumne.....	918	1,006	783	723	203
Total.....	21,529	18,282	19,386	12,847	5,139
Plurality.....	3,247		6,539		
Per cent.....	54.00	45.86	51.87	34.37	13.75
Scattering.....	53				
Total vote...	39,864		37,372		

The Legislature of 1880-81 stands :

	Rep.	Dem.	Rep. maj.
Senate.....	22	18	4
House.....	41	39	2
Joint ballot.....	63	57	6

3d District.	1880.		Sept. 3, 1879.	
	G. A. Knight.	C. P. Berry.	McKenna.	Berry.
	Rep.	Dem.	Rep.	Dem.
Butte.....	1,814	1,829	1,836	1,575
Colusa.....	854	1,634	669	1,567
Del Norte.....	216	249	255	295
Humboldt.....	1,378	684	1,419	1,575
Lake.....	486	768	412	909
Lassen.....	319	343	416	301
Marin.....	760	561	823	408
Mendocino.....	969	1,314	904	1,425
Modoc.....	351	463	302	503
Napa.....	1,199	1,084	1,524	802
Plumas.....	698	645	740	540
Shasta.....	868	878	798	762
Sierra.....	990	551	922	504
Siskiyou.....	768	807	718	950
Solano.....	1,967	1,950	2,142	1,334
Sonoma.....	2,305	2,621	1,800	2,476
Sutter.....	555	641	678	586
Tehama.....	868	954	659	850
Trinity.....	664	458	457	387
Yolo.....	1,256	1,372	1,169	1,205
Yuba.....	1,123	1,229	1,127	1,064
Total.....	20,408	21,035	19,770	20,018
Plurality.....	627		248	
Per cent.....	49.20	50.71	49.68	50.31
Scattering.....	33			
Total vote.....	41,476		39,788	

4th District.	1880.		Sept. 3, 1879.		
	R. Pacheco.	Wallace Leach.	Pacheco.	Leach.	Ayers.
	Rep.	Dem.	Rep.	Dem.	Work.
Fresno.....	586	1,103	364	871	93
Inyo.....	266	199	300	263	3
Kern.....	443	641	400	653	79
Los Angeles...	2,749	2,350	2,363	1,706	2,355
Mariposa.....	185	291	278	566	20
Merced.....	529	692	425	511	146
Mono.....	880	652	770	591	307
Monterey.....	1,246	1,119	862	613	798
San Benito....	408	612	298	299	400
S. Bernardino	680	606	627	517	385
San Diego.....	626	567	568	622	178
S. Luis Obispo	832	559	851	321	758
San Mateo....	770	634	696	162	741
Santa Barbara	930	559	853	348	846
Santa Clara...	3,079	2,768	2,737	1,171	1,955
Santa Cruz....	1,173	981	972	439	872
Stanislaus....	744	1,164	651	1,006	14
Tulare.....	741	1,121	718	1,054	273
Ventura.....	554	485	438	356	306
Total.....	17,398	17,263	15,171	12,069	10,529
Plurality.....	135		3,102		
Per cent.....	50.19	49.80	40.16	31.95	27.87
Total vote...	34,661		37,769		



COLORADO.—State Ticket and Representative in Congress.

COUNTIES--31.	PRESIDENT.			SUP. C'RT JUDGE.			REPRESENTATIVE IN CONGRESS.					
	1880.			1879.			1880.			1878.		
	Gar-field. Rep.	Hancock. Dem.	Weaver. Gr.	Beck. Rep.	Richmo'd Dem.	Saulsbury. Gr.	Bel-ford. Rep.	Mor-ri-son Dem.	Mur-ray. Gr.	Bel-ford. Rep.	Pat-ter-son. Dem.	Childs Gr.
Arapahoe.....	4,214	3,582	102	2,419	1,163	185	4,203	3,554	146	2,262	1,473	246
Bent .....	174	242	6	141	231	.....	171	244	4	179	235	6
Boulder .....	1,313	796	293	1,217	379	253	1,252	769	359	1,040	656	575
Chaffee .....	334	379	.....	318	285	.....	293	338	.....	.....	.....	.....
Clear Creek...	1,567	961	83	1,132	710	74	1,464	1,049	81	1,083	877	192
Conejos .....	608	611	2	343	377	.....	630	589	4	401	480	13
Costilla .....	1,135	1,188	17	332	267	5	1,170	1,140	20	335	248	.....
Custer .....	1,297	1,061	36	707	624	.....	1,273	1,068	38	236	227	15
Douglas .....	331	282	1	260	267	.....	327	281	6	239	227	20
Elbert.....	176	195	6	169	169	4	180	192	6	150	163	21
El Paso.....	1,151	580	30	794	343	1	1,152	574	35	858	361	23
Fremont .....	606	530	65	399	348	.....	609	525	66	333	234	79
Gilpin.....	1,236	805	26	1,064	501	5	1,177	846	27	1,097	640	206
Grand .....	121	87	4	45	39	.....	121	91	.....	34	44	1
Gunnison.....	1,012	1,060	7	271	188	.....	995	1,073	10	44	48	.....
Hinsdale .....	421	361	.....	237	210	.....	422	340	.....	308	292	56
Heurifano.....	466	532	15	424	497	.....	473	523	16	444	491	231
Jefferson .....	832	790	57	597	598	76	828	791	61	505	511	126
Lake .....	3,891	4,197	142	2,632	1,363	1	3,816	4,074	201	966	999	.....
La Plata.....	259	345	.....	105	124	.....	255	343	4	130	139	119
Larimer.....	646	388	178	410	258	109	640	364	201	369	362	14
Las Animas...	586	1,314	44	158	1,254	250	530	1,293	43	629	1,045	26
Ourray.....	479	418	6	342	302	.....	471	434	6	316	356	3
Park .....	698	598	31	395	453	.....	706	590	31	320	235	20
Pueblo .....	824	860	.....	473	828	.....	822	861	.....	490	600	3
Rio Grande...	298	198	.....	210	101	.....	300	195	.....	251	159	.....
Routt.....	39	19	.....	4	6	.....	30	19	.....	21	29	.....
Saguache.....	509	371	4	192	157	.....	507	377	3	181	143	.....
San Juan.....	224	196	5	292	256	12	220	205	5	277	294	47
Summit.....	1,289	1,328	24	320	308	1	1,257	1,361	26	191	106	6
Weld .....	804	373	251	508	116	270	775	353	292	605	329	281
Total .....	27,450	24,647	1,435	16,920	12,702	1,246	27,069	24,476	1,691	14,294	12,003	2,329
Plurality .....	2,803			4,218			2,593			2,291		
Per cent.....	51.27	46.04	2.69	54.80	41.14	4.03	50.84	45.97	3.17	49.93	41.93	8.38
Total vote..	52,532			30,871			53,236			28,626		

The Colorado Legislature of 1881-82 stands:

	Rep.	Dem.	Dem. maj.
Senate.....	20	6	14
House.....	36	13	23
Joint Ballot.....	56	19	37

The Connecticut Legislature of 1881 stands:

	Rep.	Dem.	I. G.	Rep. maj.
Senate.....	16	5		11
House.....	166	80	2	84
Joint Ballot.....	182	85	2	95

CONNECTICUT.—State Ticket.

COUNTIES.—8.	PRESIDENT.					GOVERNOR.					
	1880.			1876.		1880.			1878.		
	Gar-field. Rep.	Hancock. Dem.	Weaver. Gr.	Hayes. Rep.	Tilden. Dem.	Bige-low. Rep.	Eng-lis-h. Dem.	Bald-win. Gr.	An-drews. Rep.	Hub-bard. Dem.	At-wat'r Gr.
Hartford .....	13,919	12,988	234	12,311	13,537	13,943	12,933	238	10,550	10,598	1,449
New Haven.....	15,713	17,895	212	13,180	15,629	15,783	17,836	209	10,603	10,502	3,369
New London.....	7,766	6,642	144	7,173	6,620	7,719	6,646	145	5,590	4,239	1,185
Fairfield .....	11,996	12,063	88	10,210	11,410	11,988	12,063	107	8,803	8,241	1,436
Windham .....	4,596	2,880	18	4,324	2,822	4,588	2,979	16	3,291	2,316	265
Litchfield .....	5,944	5,886	107	5,237	5,921	5,917	5,891	107	4,639	5,316	361
Middlesex.....	4,172	3,719	58	3,865	3,657	4,164	3,707	59	3,117	2,967	219
Tolland.....	2,967	2,344	7	2,734	2,338	2,968	2,338	7	2,274	2,206	30
Total .....	67,073	64,417	868	59,034	61,934	67,070	64,293	847	48,867	46,385	8,314
Plurality .....	2,656			2,900		2,777			2,481		
Per cent.....	50.51	48.51	.65	48.32	50.70	50.52	48.43	.65	46.61	44.29	7.93
Scattering .....		412		1,184			434			1,175	
Total vote.....	132,770			122,152		132,748			104,741		

The "Scattering" votes were cast for the Prohibition (Temperance) candidate.

## CONNECTICUT.—Representatives in Congress.

1880.						1878.			1880.					1878.		
1st Dist.	Buck. Beach.		Haw- ley. Rep.	Lan- Baker. Dem.		Gr.	3d Dist.	Wait.		Saw- yer. Dem.	Wait.		Car- ter. Dem.	Palm- er. Gr.		
	Rep.	Dem.		Rep.	Dem.			Rep.	Dem.		Rep.	Dem.				
Hartford.....	14,058	12,794	11,768	9,783	987	New London	7,512	6,257	5,876	5,984	264					
Tolland.....	2,990	2,320	2,417	2,116	8	Windham ...	4,587	2,868	3,600	2,487	111					
Total.....	17,048	15,114	14,185	11,899	995	Total .....	12,099	9,125	9,236	7,571	375					
Plurality.....	1,934		2,286			Plurality....	2,974		1,665							
Per cent.....	52.62	46.65	52.20	43.86	3.66	Per cent.....	56.08	42.29	53.75	44.06	2.17					
Scattering ...		235		94		Scattering ...		351								
Total vote.		32,397		27,173		Total vote..		21,575		17,182						
1880.						1878.			1880.					1878.		
2d Dist.	Wallace.		Phelps. Dem.	Douglas.		Phelps. D. & G.	4th Dist.	Miles		Peet.	Miles.		Brug- gerhof. Dem.	Tay- lor. Gr.		
	Rep.	Dem.		Rep.	D. & G.			Rep.	Dem.		Rep.	Dem.				
New Haven	15,941	17,829	10,948	13,451		Fairfield....	12,077	11,964	9,139	7,899	1,431					
Middlesex..	4,127	3,803	3,283	3,053		Litchfield...	6,091	5,670	4,977	5,030	417					
Total .....	20,068	21,632	14,231	16,504		Total .....	18,168	17,634	14,109	12,929	1,848					
Plurality ...		1,564		2,273		Plurality....	534		1,180							
Per cent.....	47.97	51.71	45.83	53.18		Per cent.....	50.40	48.92	48.70	44.62	6.37					
Scattering .		133	294			Scattering ..		240		98						
Total vote		41,833		31,029		Total vote		36,042		28,973						

## DAKOTA—Delegate in Congress.

1880.					1878.		1880.					1878.	
COUNTIES.—36.	Petti- grew. Rep.		McCor- mick. Dem.	Ben- nett. Rep.		Tripp. Dem.	COUNTIES.—36.	Petti- grew. Rep.		McCor- mick. Dem.	Ben- nett. Rep.		Tripp. Dem.
	Rep.	Dem.		Rep.	Dem.			Rep.	Dem.		Rep.	Dem.	
Armstrong .....				48	49	Lawrence .....	2,936	2,482	2,426	2,661			
Barnes.....	358	163	69	18		Lincoln.....	887	170	635	200			
Beadle .....	218	6				McCook.....	243	70	64	24			
Bon Homme....	553	438	423	413		Minnehaha....	1,656	93	840	503			
Brookings .....	702	19	136	92		Moody.....	537	54	351	175			
Brown.....	89					Morton.....			58	19			
Brule.....	74	26		16		Pembina .....	483	597	238	123			
Burleigh .....	449	813	213	529		Pennington....	539	349	296	345			
Cass .....	840	397	604	278		Richland .....	374	114	142	99			
Charles Mix....	40	26	20	27		Spink .....	245						
Clay .....	365	224	470	514		Stutsman.....	266	155	33	44			
Codington .....	386	51	54	80		Traill.....	647	284	447	87			
Custer .....	260	196	18	54		Turner .....	491	155	268	231			
Davison.....	290	115	5	27		Union.....	680	507	662	611			
Deuel .....	321	9	130	32		Yankton.....	1,005	596	983	727			
Grand Forks...	604	888	370	308		Total .....	18,796	9,340	10,455	8,493			
Grant .....	566	28	66			Plurality .....	9,456		1,962				
Hamlin .....	176	6	13	17		Per cent.....	66.12	32.85	55.17	44.82			
Hanson.....	165	83	34	32		Scattering.....		290					
Hutchinson....	476	119	178	68		Total vote....		28,426		18,948			
Kingsbury.....	454	2											
Lake .....	421	105	163	90									

## DELAWARE.—State and Congressional Ticket.

COUNTIES.—3.	PRESIDENT.				GOVERNOR.		Representative in Cong.			
	1880.		1876.		1878.		1880.		1878.	
	Han- cock. Dem.	Gar- field. Rep.	Tilden Dem.	Hay's. Rep.	Hall. Dem.	Stew- art. Gr.	Mar- tin. Dem.	Hous- ton. Rep.	Mar- tin. Dem.	Jack- son. Gr.
Kent .....	3,667	3,042	3,278	1,935	2,208	33	3,634	3,071	2,163	36
Newcastle.....	7,623	7,726	6,613	6,054	5,030	675	7,567	7,770	4,999	771
Sussex.....	3,893	3,382	3,490	2,763	3,492	2,127	3,765	3,495	3,414	2,15
Total .....	15,183	14,150	13,381	10,752	10,730	2,835	14,966	14,336	10,576	2,966
Plurality.....	1,033		2,629		7,895		630		7,610	
Per cent.....	51.75	48.23	55.44	44.56	79.40	20.60	51.07	48.92	78.10	22.90
Total vote.....		29,333		24,135		13,565		29,302		13,542

In 1878 no Republican State or Congressional ticket was nominated.



FLORIDA.—State Ticket.

COUNTIES.—39.	PRESIDENT.				GOVERNOR.			
	1880.		1876.		1880.		1876	
	Han- cock. Dem.	Gar- field. Rep.	Tilden. Dem.	Hayes. Rep.	Blox- ham. Dem.	Con- over. Rep.	Drew. Dem.	Stearns. Rep.
Alachua.....	1,519	1,845	1,267	1,984	1,554	1,799	1,260	1,977
Baker.....	241	132	238	143	242	132	236	142
Brevard.....	221	76	111	58	937	283	701	202
Bradford.....	923	303	703	202	234	62	104	63
Calhoun.....	203	89	215	63	202	89	217	57
Columbia.....	1,013	818	903	718	1,014	817	902	718
Clay.....	351	207	286	122	364	193	287	120
Duval.....	1,509	2,611	1,437	2,367	1,587	2,517	1,502	2,298
Dade.....	32	23	5	9	32	22	5	8
Escambia.....	1,462	1,302	1,426	1,602	1,466	1,296	1,431	1,588
Franklin.....	209	122	167	91	209	121	174	85
Gadsden.....	1,226	1,067	835	1,300	1,230	1,067	840	1,297
Hamilton.....	748	448	617	330	754	449	614	326
Hernando.....	652	167	579	144	663	160	583	134
Hillsborough.....	937	220	790	186	960	193	794	182
Holmes.....	341	3	300	16	344	3	300	16
Jackson.....	1,475	1,183	1,397	1,299	1,470	1,180	1,397	1,295
Jefferson.....	818	1,681	737	2,660	844	1,736	737	2,669
Lafayette.....	352	75	309	62	352	75	310	62
Leon.....	985	2,832	1,003	3,035	998	2,829	1,010	3,029
Levy.....	784	474	487	207	800	463	492	207
Liberty.....	131	104	147	83	137	114	147	83
Madison.....	1,053	1,014	1,078	1,534	1,053	1,012	1,082	1,518
Manatee.....	604	162	262	26	617	146	262	27
Marion.....	1,070	1,530	958	1,552	1,084	1,515	963	1,547
Monroe.....	1,178	867	1,047	980	1,184	853	1,052	972
Nassau.....	615	861	667	802	620	849	677	791
Orange.....	1,066	386	908	208	1,085	350	930	182
Putnam.....	749	750	605	586	766	712	619	574
Polk.....	508	9	456	6	510	9	443	12
Santa Rosa.....	622	390	768	409	675	405	773	406
St. John's.....	608	354	501	338	697	263	511	169
Sumter.....	716	268	506	173	619	343	504	335
Suwannee.....	794	514	626	458	795	513	629	455
Taylor.....	312	58	242	73	313	57	243	72
Volusia.....	491	323	460	186	510	294	480	161
Wakulla.....	381	176	361	182	381	176	363	180
Walton.....	645	71	626	46	647	72	634	46
Washington.....	420	139	407	119	423	138	405	121
Total.....	27,964	23,654	24,434	24,340	28,372	23,307	24,613	24,116
Majority.....	4,310		94		5,065		497	
Per cent.....	54.17	45.82	50.09	49.90	54.90	45.09	50.50	49.49
Total vote.....	51,618		48,774		51,679		48,729	

The Legislature of 1881-82 stands: Democrats, 85; Republicans, 22; Vacancy, 1.

FLORIDA.—Representatives in Congress.

1st District.	1880.		1878.		1st District.	1880.		1878.	
	David- son. Dem.	With- er- spoon. Rep.	David- son. Dem.	Con- over. Rep.		David- son. Dem.	Con- over. Rep.	David- son. Dem.	Con- over. Rep.
Calhoun.....	204	89	167	50	Manatee.....	623	59	410	87
Escambia.....	1,464	1,298	1,210	1,176	Monroe.....	1,183	852	463	372
Franklin.....	208	121	165	91	Polk.....	510	7	375	.....
Gadsden.....	1,232	1,066	1,020	1,102	Santa Rosa.....	674	393	564	301
Hernando.....	665	155	452	10	Sumter.....	696	242	461	148
Hillsborough.....	947	199	672	6	Taylor.....	314	14	215	25
Holmes.....	339	3	297	7	Wakulla.....	381	176	314	177
Jackson.....	1,482	1,177	1,334	737	Walton.....	656	70	602	63
Jefferson.....	802	1,596	774	907	Washington.....	423	136	371	106
Lafayette.....	360	29	253	35	Total.....	14,971	11,082	11,532	8,301
Leon.....	868	2,839	732	2,446	Majority.....	3,889		3,231	
Levy.....	800	458	546	363	Per cent.....	57.46	42.53	58.14	41.85
Liberty.....	140	103	130	93	Total vote....	26,053		19,833	

FLORIDA.—Representatives in Congress.—Continued.

2d District.	1880.		1878.		2d District.	1880.		1878.	
	Finley. Dem.	Bisbee. Rep.	Hull. Dem.	Bisbee. Rep.		Finley. Dem.	Bisbee. Rep.	Hull. Dem.	Bisbee. Rep.
Alachua .....	1,532	1,688	1,178	1,745	Nassau .....	616	859	622	769
Baker .....	241	132	256	158	Orange .....	1,076	374	823	218
Bradford .....	934	291	697	223	Putnam .....	757	741	616	622
Brevard .....	222	74	.....	.....	St. John's.....	606	354	532	346
Clay .....	364	194	307	112	Suwannee....	796	514	540	553
Columbia.....	1,016	815	908	803	Volusia.....	504	311	367	242
Dade.....	32	23	47	14	Total .....	13,105	11,953	9,639	9,626
Duval ....	1,538	2,584	1,129	2,213	Majority .....	1,152	.....	13	.....
Hamilton.....	751	450	600	418	Per cent.....	52.29	47.70	50.03	49.96
Madison .....	1,055	1,014	.....	.....	Total vote.....	.....	.....	.....	.....
Marion .....	1,065	1,535	1,008	1,190					

GEORGIA.—State and Congressional Ticket.

1ST DIST.	PRESIDENT.				CONGRESS.				Gov., 1880.	
	1880.		1876.		1880.		1878.		Majorities.	
	Hancock. Dem	Garfield. Rep.	Tilden. Dem.	Hayes. Rep.	Black. Dem.	Collins. Rep.	Nicholls. Dem.	Corker. Gr.	Colquitt. Dem.	Norwood. I. D.
Appling .....	295	122	413	132	291	127	348	93	250	.....
Bryan.....	223	121	352	778	221	123	177	112	.....	4
Bulloch.....	992	15	1,006	.....	1,000	15	759	.....	206	.....
Burke.....	983	1,214	1,021	268	1,011	2,105	581	1,542	526	.....
Camden .....	331	635	282	458	326	634	352	63	.....	60
Charlton.....	141	40	253	9	141	46	142	.....	224	.....
Chatham ...	3,413	2,139	2,222	1,552	3,413	2,139	2,086	1,778	.....	652
Clinch.....	368	94	549	116	367	94	236	164	152	.....
Echols .....	185	40	185	22	184	40	201	.....	.....	.....
Effingham ..	378	192	632	137	378	192	276	.....	147	.....
Emanuel.....	768	185	759	109	777	169	323	58	396	.....
Glynn.....	292	368	277	577	287	374	366	161	595	.....
Liberty .....	419	720	507	731	419	719	307	467	1,021	.....
McIntosh....	200	598	310	670	195	602	129	362	602	.....
Pierce.....	275	195	332	268	276	195	404	122	457	.....
Scriven.....	1,131	318	1,000	194	1,194	256	592	.....	876	.....
Tatnall.....	562	113	590	55	556	113	427	31	514	.....
Ware.....	323	202	395	232	323	202	267	51	288	.....
Wayne .....	353	122	546	166	353	120	504	27	493	.....
Total .....	11,632	7,433	11,631	6,474	11,712	8,265	8,477	5,031	6,747	716
Majority.....	4,199	.....	5,157	.....	3,447	.....	3,446	.....	.....	.....
Per cent.....	61.01	38.98	64.24	35.75	58.69	41.37	62.75	37.24	.....	.....
Total vote	19,065	.....	18,105	.....	19,977	.....	13,508	.....	.....	.....

2ND DIST.	Hancock. Dem.	Garfield. Rep.	Tilden. Dem.	Hayes. Rep.	Turner. Dem.	Brimberry. Rep.	Smith. Dem.	Wade. Rep.	Colquitt. Dem.	Norwood. I. D.
Berrien.....	845	46	896	35	847	35	762	21	.....	248
Brooks.....	984	739	1,111	174	1,145	555	703	489	615	.....
Calhoun.....	378	398	620	556	422	359	416	102	444	.....
Clay .....	515	381	742	352	652	246	342	52	414	.....
Colquitt .....	179	43	217	36	183	44	146	12	98	.....
Decatur .....	1,099	1,090	1,475	1,601	1,221	1,026	646	985	274	.....
Dougherty...	367	1,031	528	414	595	802	511	97	1,017	.....
Early.....	737	239	637	96	745	241	320	.....	483	.....
Lowndes....	746	660	857	586	801	574	686	537	144	.....
Miller .....	241	18	366	61	248	16	117	.....	111	.....
Mitchell.....	607	699	624	541	635	683	436	21	729	.....
Quitman.....	241	18	464	48	311	187	472	326	557	.....
Randolph....	343	169	1,398	666	343	169	172	9	385	.....
Terrell.....	736	326	856	364	760	297	549	195	253	.....
Thomas .....	1,316	1,213	1,590	1,215	1,517	755	366	14	283	.....
Worth.....	491	132	629	179	492	131	866	695	258	.....
Total .....	10,299	7,643	13,826	7,133	11,496	6,417	8,126	3,642	6,442	248
Majority.....	2,656	.....	6,693	.....	5,079	.....	4,483	.....	.....	.....
Per cent.....	57.38	42.58	65.96	34.03	64.17	35.82	67.04	30.35	.....	.....
Scattering ...	.....	5	.....	.....	.....	.....	.....	.....	.....	.....
Tot. vote..	17,947	.....	20,959	.....	17,913	.....	11,678	.....	.....	.....



GEORGIA.—State and Congressional Ticket.—Continued.

3RD DIST.	PRESIDENT.				CONGRESS.			Gov., 1880.			
	1880.		1880.		1880.		1878.		Majorities.		
	Han- cock. Dem.	Gar- field. Rep.	Tilden. Dem.	Hayes. Rep.	Cook. Dem.	Parker Rep.	Cooke. Dem.			Col- quitt. Dem.	Nor- wood I. D.
Coffee .....	235	.....	370	18	224	.....	108	No Opposition Candidate.		20	.....
Dodge.....	363	65	456	170	360	72	186			34	.....
Dooly.....	835	251	1,460	294	837	249	188			541	.....
Irwin .....	235	.....	305	.....	230	18	101			100	.....
Lee.....	263	715	398	726	246	613	100			797	.....
Macon.....	703	748	952	702	693	291	340			341	.....
Montgom'ry	246	72	503	15	241	72	97			214	.....
Pulaski.....	823	448	1,354	192	801	445	168			853	.....
Schley.....	376	144	400	289	298	44	167			340	.....
Stewart.....	640	281	924	309	751	152	178			700	.....
Sumter.....	986	1,167	1,670	845	1,052	768	481			1,210	.....
Taylor.....	572	324	702	420	563	277	146			287	.....
Telfair .....	268	63	438	37	261	54	167			153	.....
Webster.....	301	164	467	305	276	173	106			48	.....
Wilcox .....	294	16	335	26	289	17	95			103	.....
Total.....	7,140	4,458	10,374	4,348	7,122	3,245	2,628	5,741			
Majority.....	2,682		6,026		3,877						
Per cent.....	61.56	38.43	70.46	29.53	68.69	31.30	99.73				
Scattering...							6				
Total vote	11,598		14,722		10,367		2,634				

4TH DIST.	Han- cock. Dem.	Gar- field. Rep.	Tilden. Dem.	Hayes. Rep.	Buch- anan. Dem.	Pou. I. D.	Harris. Dem.	Persons I. D.	Col- quitt. Dem.	Nor- wood I. D.
Campbell ...	576	345	858	369	472	439	409	873	192	.....
Carroll.....	1,240	329	1,756	320	1,324	479	1,302	728	246	.....
Chatta'chee	322	309	638	188	215	406	329	591	284	.....
Coweta.....	1,381	1,285	1,501	1,233	1,513	1,026	946	2,034	1,603	.....
Douglas .....		124	610	152	490	171	334	505	559	.....
Harris.....	1,036	893	1,246	898	971	949	1,137	1,070	245	.....
Heard .....	617	264	738	268	537	332	656	571	412	.....
Marion.....	497	236	581	338	443	249	307	844	409	.....
Meriwether.	1,028	888	1,397	714	1,021	423	1,450	1,333	919	.....
Muscogee ...	1,511	930	1,828	464	1,092	1,323	1,580	1,091	.....	879
Talbot .....	719	713	934	526	825	596	445	1,845	688	.....
Troup .....	1,139	798	2,007	357	1,095	831	1,206	1,851	774	.....
Total .....	10,548	7,114	14,144	5,827	9,998	7,224	10,101	13,336	6,331	879
Majority.....	3,434		8,317		2,774			3,235		
Per cent.....	59.51	40.13	70.82	29.17	58.05	41.94	43.14	56.84		
Scattering..		62								
Tot. vote..	17,724		19,971		17,222		23,437			

5TH DIST.	Han- cock. Dem.	Gar- field. Rep.	Tilden. Dem.	Hayes. Rep.	Ham- mond. Dem.	Clark. Rep.	Ham- mond. Dem.	Arnold. Gr.	Col- quitt. Dem.	Nor- wood I. D.
Crawford....	388	175	1,099	95	449	84	1,013	60	423	.....
Clayton .....	382	148	888	389	374	55	331	453	373	.....
DeKalb.....	870	333	1,397	410	870	279	607	504	.....	8
Fayette.....	499	183	668	426	511	149	461	323	135	.....
Fulton.....	3,045	2,231	4,239	2,279	3,071	2,139	2,214	2,746	230	.....
Henry.....	690	506	1,212	912	690	503	554	720	763	.....
Houston.....	1,382	809	2,146	1,881	1,478	809	736	798	1,384	.....
Milton.....	460	46	710	16	446	44	396	200	308	.....
Monroe.....	1,312	1,023	1,887	1,023	1,408	1,009	1,434	552	1,735	.....
Pike .....	1,070	733	1,553	683	1,100	659	1,062	703	730	.....
Spalding.....	749	863	1,100	610	759	819	599	800	626	.....
Upson .....	789	597	1,105	749	791	584	862	337	786	.....
Total .....	11,636	7,647	18,004	9,473	11,947	7,133	10,269	8,196	7,503	8
Majority.....	3,989		8,531		4,814		2,073			
Per cent.....	60.29	39.62	65.52	34.47	62.61	37.38	55.61	44.38		
Scattering...		14								
Tot. vote...	19,297		27,477		19,079		18,465			

6TH DIST.	PRESIDENT.				CONGRESS.				GOV., 1880.	
	1880.		1876.		1880.		1878.		Majorities.	
	Han- cock. Dem.	Gar- field. Rep.	Tilden. Dem.	Hayes. Rep.	Blount Dem.	Blount. Dem.	Blount. Dem.	Blount. Dem.	Col- quitt Dem.	Nor- wood I. D.
Baldwin.....	860	317	855	50	847	No Opposition Candidate.	169	No Opposition Candidate.	936	.....
Bibb.....	1,588	908	3,417	1,281	1,546		733		340	.....
Butts.....	672	403	743	367	667		298		380	.....
Jasper.....	524	267	842	362	525		254		400	.....
Jones.....	504	520	770	520	594		142		909	.....
Laurens.....	534	155	776	256	572		227		518	.....
Newton.....	743	581	1,101	942	938		226		1,010	.....
Putnam.....	627	1	910	40	619		203		876	.....
Rockdale....	464	243	743	286	465		228		652	.....
Twiggs.....	196	362	488	467	195		66		550	.....
Walton.....	855	279	1,393	2	851		365		760	.....
Wilkerson...	557	72	1,154	107	554		281		250	.....
Total.....	8,124	4,104	13,192	4,680	8,373				3,192	
Majority.....	4,020		8,512				3,174			
Per cent.....	66.43	33.56	73.81	26.18			99.43			
Scattering...				18						
Tot. vote...	12,228		17,872		8,373		3,210			

7TH DIST.	Han- cock. Dem.	Gar- field. Rep.	Tilden. Dem.	Hayes. Rep.	Clem- ents. Dem.	Fel- ton. I. D.	Les- ter. Dem.	Fel- ton. I. D.	Col- quitt. Dem.	Nor- wood I. D.
Bartow.....	1,918	827	2,447	892	752	1,973	821	2,505	.....	606
Catoosa.....	488	65	688	111	441	190	597	283	98	.....
Chatt'nooga	1,166	206	1,155	231	1,010	409	1,009	446	634	.....
Cherokee....	1,813	125	1,705	112	775	1,192	792	1,530	110	.....
Cobb.....	1,980	559	2,456	753	1,404	1,168	1,526	1,797	300	.....
Dade.....	459	83	494	22	463	105	537	102	150	.....
Floyd.....	2,251	892	2,316	1,226	1,803	1,360	1,930	1,958	723	.....
Gordon.....	1,248	164	1,800	176	730	836	926	1,012	29	.....
Haralson....	399	82	507	34	328	233	322	458	49	.....
Murray.....	933	95	1,036	75	682	427	775	563	735	.....
Paulding....	952	258	1,083	193	653	611	876	884	.....	150
Polk.....	1,066	508	1,142	530	651	956	740	1,065	.....	75
Walker.....	1,194	341	1,206	396	1,070	559	1,206	709	154	.....
Whitfield...	907	172	1,367	405	810	708	914	1,003	653	.....
Total.....	16,774	4,377	19,402	5,156	11,572	10,727	12,965	14,315	3,635	831
Majority.....	12,397		14,246		845			1,350		
Per cent.....	78.17	20.39	79.00	20.99	51.89	48.10	47.52	52.47		
Scattering...		307								
Total vote.	21,458		24,558		22,299		27,280			

8TH DIST.	Han- cock. Dem.	Gar- field. Rep.	Tilden. Dem.	Hayes. Rep.	Steph- ens. Dem.	Steph- ens. Dem.	Col- quitt Dem.	Nor- wood I. D.
Columbia....	244	.....	526	.....	232	46	232	.....
Elbert.....	827	28	871	.....	793	296	1,027	.....
Glascok.....	212	8	375	27	208	52	256	.....
Greene.....	755	202	1,100	100	724	486	1,743	.....
Hancock.....	583	383	925	367	660	180	724	.....
Hart.....	461	164	763	105	482	199	763	.....
Jefferson...	625	308	969	756	614	148	1,209	.....
Johnson.....	259	4	368	80	218	141	251	.....
Lincoln.....	277	.....	546	.....	266	71	44	.....
McDuffie....	351	60	660	4	398	99	732	.....
Oglethorpe..	637	158	956	230	747	471	765	.....
Richmond...	2,430	1,497	3,427	1,030	2,930	787	937	.....
Taliaferro...	355	390	454	213	715	248	797	.....
Warren.....	572	266	723	360	770	149	532	.....
Washington	1,071	939	884	405	968	169	1,743	.....
Wilkes.....	727	193	1,139	2	616	131	923	.....
Total.....	10,386	4,600	14,686	3,679	11,341	3,673	12,678	
Majority.....	5,786		11,007		11,325	3,619		
Per cent.....	69.30	30.69	79.96	20.03	99.85	98.55		
Scattering...				16		54		
Total vote.	14,986		18,365		11,357	3,727		



GEORGIA.—State and Congressional Ticket.—Continued.

9TH DIST.	PRESIDENT.				CONGRESS.				Gov., 1880.	
	1880.		1876.		1880.		1878.		Majorities.	
	Hancock. Dem.	Garfield. Rep.	Tilden Dem.	Hayes. Rep.	Speer. I. D.	Bell. Dem.	Speer. I. D.	Billups. Dom.	Colquitt. Dem.	Norwood I. D.
Banks .....	64	120	614	63	444	353	364	478	234	.....
Clarke .....	800	765	1,193	1,147	1,334	198	1,065	612	610	.....
Dawson .....	420	128	420	137	287	282	284	355	.....	.....
Fannin .....	343	302	286	180	347	298	327	184	325	.....
Forsyth .....	1,159	120	921	101	596	686	433	695	200	.....
Franklin .....	1,173	151	982	8	825	503	733	587	312	.....
Gilmer .....	494	225	561	164	350	385	301	229	160	.....
Gwinnett .....	1,812	244	1,595	168	1,237	852	946	1,104	600	.....
Habersham .....	1,745	269	1,027	37	914	287	903	920	328	.....
Hall .....	1,745	269	943	165	1,056	940	818	310	748	.....
Jackson .....	1,270	440	1,246	437	1,040	730	1,089	1,283	501	.....
Lumpkin .....	550	62	566	28	465	225	301	396	.....	51
Madison .....	592	104	599	.....	419	275	366	546	.....	71
Morgan .....	828	1,105	822	341	1,172	762	1,163	1,004	.....	387
Oconee .....	458	329	412	311	440	338	471	195	175	.....
Pickens .....	326	316	373	199	449	212	98	320	.....	497
Rabun .....	532	2	482	.....	337	228	135	199	70	.....
Towns .....	354	178	296	138	238	198	339	363	117	.....
Union .....	674	87	548	83	374	470	390	406	255	.....
White .....	644	56	467	26	329	368	371	579	.....	287
Total .....	15,983	5,272	14,353	3,733	12,653	8,589	10,897	10,675	4,635	1,293
Majority .....	10,711		10,620		4,064		222			
Per cent .....	74.86	24.69	79.35	20.64	59.56	40.43	50.81	49.48		
Scattering .....		93					99			
Total vote.	21,348		18,086		21,242		21,572			

The scattering votes for President in 1880 were cast for Weaver, the National Greenback candidate. Colquitt's (Dem.) majorities for Governor, 1880, 61,293; Norwood's (Ind. Dem.) majorities, 3,975; not majority for Colquitt, 57,318.

TOTAL VOTE OF THE STATE OF GEORGIA.

	Dem.	Rep.	Gr.	Total vote.
1880—President .....	102,522	52,648	481	155,651
1878—Congress .....	69,788	No Ticket.	13,227	125,282
1876—President .....	130,088	50,446	.....	180,534

The Legislature of 1880-81 stands:

	Dem.	Rep.	Dem. maj.
Senate .....	43	1	42
House .....	165	10	155
Joint Ballot .....	208	11	197

IDAHO TERRITORY.—Delegate in Congress.

COUNTIES.—12.	1880.			1878.			1880.			1878.		
	Ainslie.	Smith.	Bray.	Ainslie.	Bro'n	lie.	Ainslie.	Smith.	Bray.	Ainslie.	Bro'n	lie.
	Dem.	Rep.	Ind.	Dem.	Rep.	.....	Dem.	Rep.	Ind.	Dem.	Rep.	.....
Ada .....	640	498	1	653	462	.....	Owyhee .....	301	179	2	391	205
Alturas .....	525	363	5	209	150	.....	Shoshono .....	6	.....	39	28	2
Bear Lake .....	418	.....	.....	323	.....	.....	Washington .....	140	112	.....	.....	.....
Boise .....	550	292	10	434	380	.....	Total .....	3,604	2,090	923	3,645	2,294
Cassia .....	223	59	1	.....	.....	.....	Plurality .....	1,514	.....	.....	1,351	.....
Idaho .....	162	29	297	210	185	.....	Per cent .....	54.46	31.58	13.94	61.37	38.69
Lemhi .....	510	543	.....	269	248	.....	Total vote .....	6,617	.....	.....	5,939	.....
Nez Perce .....	129	5	568	312	306	.....						
Oneida .....	.....	.....	.....	816	356	.....						

## ILLINOIS.—State Ticket.

COUNTIES—102.	PRESIDENT.						GOVERNOR.		
	1880.			1876.			1880.		
	Garfield. Rep.	Hancock. Dem.	Weaver. Gr.	Hayes. Rep.	Tilden. Dem.	Cooper. Gr.	S. M. Cullom. Rep.	L. Trumbull. Dem.	A. J. Street. er. G.
Adams.....	4,987	6,113	608	4,953	6,308	41	4,969	6,103	619
Alexander.....	1,579	1,353	46	1,219	1,280	.....	1,573	1,350	50
Bond.....	1,711	1,273	108	1,520	1,142	17	1,709	1,272	108
Boone.....	2,038	321	84	1,965	363	43	2,024	351	98
Brown.....	1,008	1,655	153	944	1,495	183	995	1,635	170
Bureau.....	4,099	2,655	329	3,719	2,218	145	4,062	2,638	380
Calhoun.....	505	946	22	441	900	.....	493	956	23
Carroll.....	2,396	960	154	2,231	918	111	2,381	971	154
Cass.....	1,262	1,778	224	1,209	1,618	74	1,236	1,757	267
Champaign.....	4,720	3,472	566	4,530	3,103	604	4,693	3,480	588
Christian.....	2,687	3,346	194	2,501	3,287	207	2,701	3,325	195
Clark.....	1,999	2,374	337	1,814	2,197	236	2,021	2,362	337
Clay.....	1,555	1,660	135	1,416	1,541	112	1,550	1,655	146
Clinton.....	1,578	2,242	116	1,329	1,989	132	1,562	2,232	144
Coles.....	2,991	2,905	141	2,957	2,822	102	2,994	2,897	143
Cook.....	54,816	44,302	1,168	36,990	39,302	300	53,899	44,657	1,235
Crawford.....	1,541	1,917	24	1,355	1,643	38	1,540	1,920	23
Cumberland.....	1,365	1,563	92	1,145	1,407	129	1,366	1,570	85
DeKalb.....	4,124	1,578	104	3,679	1,413	65	4,103	1,588	121
DeWitt.....	2,011	1,845	168	1,928	1,174	746	2,010	1,837	182
Douglas.....	1,918	1,689	65	1,631	1,357	94	1,918	1,683	72
Du Page.....	2,327	1,229	16	2,129	1,276	25	2,322	1,238	18
Edgar.....	2,834	2,989	127	2,715	2,883	161	2,830	3,004	125
Edwards.....	1,177	575	19	970	466	61	1,176	578	10
Effingham.....	1,361	2,452	100	1,145	2,205	43	1,347	2,454	110
Fayette.....	2,136	2,633	207	1,881	2,421	57	2,132	2,626	207
Ford.....	1,857	780	455	1,601	742	204	1,792	724	590
Franklin.....	1,286	1,610	283	966	1,302	391	1,263	1,595	316
Fulton.....	4,168	4,718	553	4,187	4,669	89	4,127	4,698	559
Gallatin.....	1,050	1,574	20	703	1,140	282	1,052	1,567	18
Greene.....	1,865	3,160	49	1,695	3,160	1	1,871	3,143	50
Grundy.....	2,087	1,135	202	1,996	1,142	108	2,009	1,159	245
Hamilton.....	1,002	1,760	499	627	1,433	770	979	1,732	538
Hancock.....	3,610	3,957	274	3,496	4,207	39	3,602	3,954	284
Hardin.....	484	765	10	330	611	134	482	761	10
Henderson.....	1,279	923	152	1,315	1,015	1	1,266	878	209
Henry.....	4,469	2,061	730	4,177	1,928	340	4,400	1,897	966
Iroquois.....	4,128	2,738	443	3,768	2,578	244	4,103	2,667	537
Jackson.....	2,152	2,160	493	2,040	2,071	106	2,066	2,150	551
Jasper.....	1,194	1,761	88	918	1,461	106	1,195	1,741	94
Jefferson.....	1,700	2,304	311	1,346	1,667	647	1,703	2,302	312
Jersey.....	1,348	2,107	123	1,345	2,166	.....	1,327	2,098	149
Jo Daviess.....	2,994	2,363	168	2,907	2,276	140	2,975	2,369	195
Johnson.....	1,521	893	170	1,367	893	61	1,513	875	191
Kane.....	6,180	2,831	410	5,398	2,850	172	6,111	2,845	425
Kankakee.....	3,201	1,640	107	2,627	1,363	126	3,194	1,638	114
Kendall.....	1,954	679	233	1,869	524	309	1,936	682	237
Knox.....	4,863	2,392	869	5,235	2,632	141	4,746	2,361	981
Lake.....	2,884	1,494	59	2,619	1,647	55	2,844	1,518	61
La Salle.....	6,941	6,308	892	6,278	6,001	514	6,750	6,324	1,061
Lawrence.....	1,492	1,497	39	1,198	1,329	27	1,488	1,502	38
Lee.....	3,359	2,242	195	3,087	2,080	100	3,354	2,222	225
Livingston.....	3,771	2,861	865	3,550	2,134	1,070	3,733	2,922	841
Logan.....	2,729	2,687	121	2,788	2,595	37	2,718	2,687	141
Macon.....	3,447	3,069	185	3,120	2,782	268	3,429	3,033	236
Macoupin.....	3,904	4,341	113	3,567	4,076	114	3,851	4,360	136
Madison.....	5,024	4,677	115	4,554	4,730	39	5,171	4,904	123
Marion.....	2,060	2,507	471	2,009	2,444	209	2,027	2,495	514
Marshall.....	1,684	1,633	107	1,553	1,430	135	1,667	1,616	105
Mason.....	1,616	1,926	148	1,566	1,939	86	1,609	1,915	160
Massac.....	1,484	778	14	1,231	793	20	1,482	778	15
McDonough.....	3,014	2,877	463	2,952	2,811	347	3,006	2,866	468
McHenry.....	3,516	1,799	194	3,465	1,874	34	3,507	1,806	200
McLean.....	7,317	5,202	317	6,363	4,410	518	7,319	5,264	273
Menard.....	994	1,473	470	1,115	1,657	10	969	1,432	530
Mercer.....	2,348	1,487	448	2,209	1,428	90	2,295	1,408	583



ILLINOIS.—State Ticket.—Continued.

COUNTIES—102.	PRESIDENT.						GOVERNOR.		
	1880.			1876.			1880.		
	Garfield. Rep.	Hancock. Dem.	Weaver. Gr.	Hayes. Rep.	Tilden. Dem.	Cooper. Gr.	S. M. Cullom. Rep.	L. Trumbull. Rep.	A. J. Street. er. G.
Monroe	1,172	1,712	.....	845	1,651	7	1,179	1,709	.....
Montgomery	2,702	3,173	201	2,486	3,013	201	2,671	3,195	201
Morgan	3,199	3,452	297	3,069	3,174	109	3,178	3,447	311
Moultrie	1,233	1,593	197	1,245	1,672	28	1,217	1,588	213
Ogle	4,054	2,085	249	3,833	1,921	104	4,030	2,029	332
Peoria	5,105	5,705	720	4,665	5,443	95	5,010	5,733	762
Perry	1,751	1,535	64	1,541	1,383	48	1,725	1,535	96
Piatt	1,855	1,578	156	1,837	1,316	117	1,857	1,563	163
Pike	2,968	3,812	777	3,055	4,040	35	2,935	3,795	834
Pope	1,561	914	39	1,319	800	5	1,566	894	54
Pulaski	1,174	742	37	1,043	772	.....	1,174	734	46
Putnam	704	593	2	646	459	14	705	497	3
Randolph	2,705	2,614	41	2,357	2,589	2	2,689	2,620	40
Richland	1,628	1,736	2	1,410	1,552	55	1,628	1,744	.....
Rock Island	4,025	2,565	1,001	3,912	2,838	27	3,877	2,478	1,205
Saline	1,488	1,678	25	980	1,081	641	1,496	1,599	27
Sangamon	5,476	6,196	238	4,851	5,847	79	5,409	6,203	234
Schuyler	1,520	1,937	69	1,522	1,804	115	1,517	1,924	78
Scott	1,035	1,288	129	910	1,269	182	1,031	1,266	155
Shelby	2,017	3,328	1,017	2,069	3,553	341	2,009	3,328	1,023
Stark	1,382	681	380	1,440	786	96	1,378	634	382
St. Clair	5,847	5,877	251	4,708	5,891	99	5,570	6,066	238
Stephenson	3,581	3,071	65	3,198	2,758	26	3,566	3,073	71
Tazewell	2,919	3,367	153	2,850	3,171	44	2,901	3,371	161
Union	1,139	2,264	10	978	2,155	3	1,141	2,261	10
Vermillion	4,982	3,421	453	4,372	3,031	288	4,974	3,436	453
Wabash	939	1,142	39	650	936	207	937	1,150	31
Warren	2,849	2,003	305	2,795	1,984	138	2,833	1,991	328
Washington	2,280	1,912	44	1,911	1,671	39	2,262	1,927	46
Wayne	2,063	2,204	159	1,570	1,751	482	2,048	2,192	180
White	1,811	2,591	265	1,297	2,066	469	1,811	2,582	274
Whiteside	3,918	2,215	403	3,851	2,131	133	3,880	2,141	529
Will	5,776	3,803	882	4,770	3,999	677	5,496	4,048	883
Williamson	1,853	1,825	141	1,672	1,644	41	1,845	1,811	161
Winnebago	4,617	1,511	278	4,505	1,568	70	4,512	1,509	366
Woodford	2,007	2,364	108	1,733	2,105	237	1,961	2,391	123
Total	318,037	277,321	26,358	278,232	258,601	17,233	314,565	277,532	28,898
Plurality	49,716	.....	.....	19,631	.....	.....	37,033	.....	.....
Per Cent	51.10	44.56	4.23	50.21	46.67	3.12	50.65	44.69	4.65
Scattering	.....	596	.....	.....	.....	.....	.....	.....	.....
Total vote	.....	622,312	.....	.....	554,066	.....	.....	620,995	.....

At the State election of 1878 the vote was as follows on the Treasurer (the principal officer elected): Smith, Rep., 215,283; Cronkrite, Dem., 169,965; Bates, Nat. Greenback, 65,673; Gorin, Prohibition, 2,192. Total vote, 1878, 457,921; Rep. plurality, 45,318.

ILLINOIS.—Representatives in Congress.

	1880.			1878.			1880.			1878.		
	Wm. Al- drich. Rep.	Jno. Mat- ard. Dem.	Rich- ard Powers. Gr.	Al- drich. Dem.	Doo- little. N. G.	Barr. N. G.	G. R. Davis. Rep.	J. F. Farns- worth. Dem.	Davis. Rep.	Kehoe. Dem.	Felch. N. G.	
1st Dist.												
Cook	19,950	16,825	514	10,531	6,533	1,698	20,603	16,014	10,347	6,111	1,600	
Du Page	2,357	1,199	18	1,699	669	156	4,589	.....	4,236	.....	.....	
Total	22,307	18,024	532	12,230	7,232	1,854	54.73	42.56	49.79	2.94	7.69	
Plurality	4,283	.....	.....	4,998	.....	.....	.....	1,004	.....	2,723	.....	
Per cent	53.78	43.46	1.28	51.73	30.59	7.84	.....	37,621	.....	20,781	.....	
Scatter'g	.....	698	.....	.....	2,322	.....	.....	.....	.....	.....	.....	
Total v.	41,471	.....	.....	23,638	.....	.....	.....	.....	.....	.....	.....	

ILLINOIS.—Representatives in Congress.—Continued.

	1880.			1878.		
3d Dist.	Chas B. Farwell. Rep.	P. H. Smith, Jr. Dem.	Barber. Rep.	Tree. Dem.	Cor. nell. N. G.	
Cook ...	13,817	10,351	7,558	4,253	647	
Lake ...	2,810	1,552	2,016	1,027	237	
Total ...	16,627	11,903	9,574	5,280	884	
Plur'y..	4,724		4,294			
Per ct... 57.32		41.03	53.05	29.26	4.89	
Scat'g... ..		476		2,306		
Tot. v.		29,006		18,044		
4th Dist.	J. G. Sherwin. Rep.	N. C. Warner. Dem.	E. W. Blaisdell. Gr.	Sherwin. Rep.	Stough- ton. Dem.	Ad- ams. N. G.
Boone ...	2,015	351	104	1,514	339	151
DeKalb..	4,121	1,575	104	2,341	744	699
Kane ....	6,184	2,797	437	3,827	975	1,450
McH'ry .	3,523	1,788	200	2,120	882	776
Winnobago...	4,538	1,544	314	2,498	1,845	522
Total ..	20,381	8,055	1,159	12,300	4,785	3,636
Plur'y ...	12,326			7,510		
Per ct.... 68.86		27.21	3.91	59.36	23.09	17.54
Tot. v..		29,595		20,721		
5th Dist.	R. M. A. Hawk. Rep.	L. G. Johnson. Dem.	Jno. M. King. Gr.	Hawk. Rep.	Hatha- way. Dem.	King. N. G.
Carroll... 2,408		877	218	1,564	288	382
Jo. Dav.. 2,988		114	2,352	2,271	1,123	966
Ogle .... 4,152		1,769	579	2,452	1,244	860
Stephen- son... 3,597		3,049	77	2,278	1,558	664
White- side ... 3,916		1,659	934	2,477	610	1,932
Total ..	17,061	7,468	4,160	11,042	4,823	4,804
Plur'y ... 9,593				6,219		
Per ct.... 59.46		26.03	14.50	53.42	23.33	23.24
Tot. v..		28,689		20,669		
6th Dist.	T. J. Henderson. Rep.	B. N. Trusdell. Dem.	P. L. McKinney. Gr.	Hen- derson. Rep.	Dun- ham. Dem.	Han- ey. N. G.
Bureau.. 4,104		2,589	388	2,761	474	1,683
Henry ... 4,471		1,922	872	2,965	733	1,846
Lee ..... 3,356		2,184	238	2,045	732	903
Putnam. 705		502		436	124	270
Rock I... 4,014		2,434	1,139	2,757	1,194	1,081
Total ..	16,650	9,631	2,637	10,964	3,257	6,675
Plur'y ... 7,019				4,289		
Per ct.... 57.57		33.30	9.11	52.46	15.58	31.94
Tot. v..		28,918		20,896		
7th Dist.	Wm. Cul- len. Rep.	Dan'l Evans. Dem.	R. E. Barber. Gr.	Hayes. Rep.	Brooks. Dem.	Camp- bell. N. G.
Grundy.. 2,078		1,139	207	1,593	197	1,151
Kendall.. 1,947		676	242	1,491	306	529
La Salle.. 6,840		6,446	838	4,149	2,377	3,068
Will. .... 5,763		3,803	917	3,479	2,915	1,764
Total ..	16,628	12,064	2,204	10,712	5,795	6,512
Plur'y ... 4,564				4,200		
Per ct.... 53.81		39.04	7.13	46.53	25.17	28.28
Tot. v..		30,896		23,019		

	1880.			1878.		
8th Dist.	L. E. Pay- son. Rep.	Robt. Wal- lace. Dem.	R. Fort. Gr.	Shaw. Rep.	Straun. Dem.	N. G.
Ford .....	1,876	1,228	1,286	572	857	
Iroquois ...	4,212	3,106	2,482	684	2,084	
Kankakee... 3,206		1,740	1,739	795	380	
Livingston.. 3,744		3,696	2,763	548	2,498	
Marshall... 1,675		1,718	1,544	965	228	
Woodford... 1,991		2,484	1,457	1,458	498	
Total .....	16,704	13,972	11,271	4,822	6,575	
Plurality ... 2,732			4,696			
Per cent.... 54.45		45.54	49.72	21.27	29.00	
Scattering... 1						
Total v.....		30,677		22,668		
9th Dist.	Jno. H. Lewis. Rep.	Jno. S. Lee. Dem.	W. H. Reynolds. Gr.	Boyd. Rep.	Wil- son. Dem.	McKel- son. N. G.
Fulton... 4,134		4,741	561	3,173	3,425	762
Knox .... 4,757		2,514	900	3,194	1,463	1,089
Peoria ... 4,404		6,345	715	3,179	4,582	1,446
Stark .... 1,363		694	372	997	332	452
Total..	14,658	14,294	2,548	10,543	9,802	3,749
Plur'y ... 364			741			
Per ct.... 46.53		45.37	8.08	43.79	40.68	15.55
Tot. v..		31,500		24,094		
10th Dist.	B. F. Marsh. Rep.	R. H. Hiday. Dem.	G. C. Mead- ox. Gr.	Marsh. Rep.	Phelps. Dem.	Street- er. N. G.
Hancock 3,654		3,974	212	2,880	3,362	614
Hender- son .... 1,321		936	83	1,080	712	401
McD'gh.. 3,010		3,105	202	2,572	2,557	847
Mercer .. 2,408		1,781	52	1,850	900	881
Schuy'r.. 1,534		1,931	59	1,110	1,683	266
Warren.. 2,871		2,150	105	2,322	2,024	487
Total..	14,798	13,877	713	11,814	11,238	3,496
Plur'y ... 921			576			
Per ct.... 50.35		47.21	2.42	44.50	42.33	13.16
Tot. v..		29,388		26,548		
11th Dist.	W. H. Edgar. Rep.	J. W. Single- ton. Dem.	A. B. Dim- mett. Gr.	Sin- gleton. Rep.	Pogue. Dem.	N. G.
Adams... 4,825		6,217	612	2,740	4,206	801
Brown... 995		1,647	162	496	1,004	684
Calho'n.. 501		948	23	219	618	154
Greene... 1,860		3,145	45	850	1,690	216
Jersey ... 1,348		2,104	119	679	1,738	293
Pike .... 2,931		3,781	804	1,972	2,685	886
Total ..	12,460	17,842	1,765	6,956	11,961	3,034
Plur'y ... 5,382			5,005			
Per ct.... 38.85		55.63	5.50	31.68	54.48	13.82
Tot. v..		32,067		21,951		
12th Dist.	W. M. Spring- er. Rep.	J. L. Morri- son. Dem.	H. M. Mil- ler. Gr.	Cook. Rep.	Spring- er. Dem.	Math er. N. G.
Cass .... 1,750		1,278	232	750	1,277	687
Christ'n. 3,326		2,693	206	1,533	2,234	597
Menard.. 1,450		1,036	442	660	1,036	786
Morgan.. 3,420		3,199	310	2,182	2,666	1,122
Sanga'n. 6,157		5,514	241	3,530	4,269	964
Scott..... 1,284		1,041	126	487	1,050	455
Total ..	17,376	14,761	1,557	9,142	12,542	4,611
Plur'y... 2,615			3,400			
Per ct.... 51.57		43.80	4.62	34.76	47.69	17.53
Tot. v..		33,694		26,295		



ILLINOIS.—Representatives in Congress.—Continued.

13th Dist.	1880.			1878.		
	D. C. Smith.	A. E. Stev.	enson.	Tip-ton.	Steven-son.	
	Rep.	Dem.	Gr.	Rep.	Dem.	Gr.
De Witt.....	2,011	2,012		1,595	1,727	
Logan.....	2,726	2,864		2,359	2,561	
Mason.....	1,627	2,062		977	1,762	
McLean.....	7,075	5,755		4,989	5,008	
Tazewell.....	2,992	3,420		2,147	2,812	
Total.....	16,431	16,113		12,058	13,870	
Plurality.....	318				1,812	
Per cent.....	50.48	49.51		46.33	53.21	
Total vote...		32,544			26,063	

14th Dist.	1880.			1880.		
	J. G. Cannon.	J. R. Scott.	Can-non.	Jones.	Har-per.	Gr.
	Rep.	Dem.	Rep.	Dem.	Gr.	Gr.
Champaign.....	4,638	4,028	3,313	2,115	1,523	
Coles.....	2,970	3,054	2,242	2,346	478	
Douglas.....	1,870	1,771	1,422	1,511	150	
Macon.....	3,440	3,284	2,328	2,026	934	
Piatt.....	1,848	1,724	1,328	1,115	273	
Vermillion..	4,944	3,873	3,054	2,414	1,091	
Total.....	19,710	17,734	13,687	11,527	4,449	
Plurality....	1,976		1,160			
Per cent.....	52.63	47.36	46.14	38.89	14.99	
Total v.....		37,444		29,663		

15th Dist.	1880.			1878.		
	A. P. For-sythe.	S. W. Moul-ton.	For-sythe.	Declus.		
	Rep.	Dem.	Rep.	Dem.		
Clark.....	2,340	2,378	1,998	1,493		
Crawford.....	1,557	1,937	1,115	1,256		
Cumberland..	1,449	1,555	1,255	912		
Edgar.....	2,898	3,025	2,509	2,464		
Effingham....	1,469	2,437	895	1,434		
Jasper.....	1,282	1,752	915	1,278		
Lawrence.....	1,520	1,502	1,247	1,132		
Moultrie.....	1,424	1,580	1,049	1,004		
Shelby.....	2,871	3,227	2,123	1,969		
Total.....	16,810	19,363	13,106	12,942		
Plurality.....		2,553	164			
Per cent.....	46.47	53.52	50.31	49.68		
Total vote...		36,173		26,048		

16th Dist.	1880.			1880.		
	P. E. Hos-mer.	W. A. J. Sparks.	G. W. Ruth-erford.	Smith.	Sparks.	Creed.
	Rep.	Dem.	Gr.	Rep.	Dem.	Gr.
Bond.....	1,706	1,259	120	1,226	935	91
Clay.....	1,555	1,654	135	1,245	1,296	183
Clinton...	1,529	2,265	125	967	1,627	133
Fayette..	2,128	2,633	208	1,590	1,933	355
Marion..	2,056	2,483	487	1,554	1,673	607
Montg'y	2,678	3,179	215	1,553	2,261	526
Wash'tn	2,269	1,918	41	1,811	1,768	34
Total..	13,921	15,391	1,331	9,946	11,493	2,139
Plur'y....		1,470			1,547	
Per ct.....	45.42	50.22	4.34	42.18	48.74	9.07
Tot. v..		30,643			23,578	

17th Dist.	1880.			1878.		
	J. B. Hay.	W. R. Morrison.	Baker.	Morri-son.	Mob-erley.	
	Rep.	Dem.	Rep.	Dem.	Gr.	
Macoupin...	3,922	4,374	2,761	3,192	252	
Madison....	4,918	4,921	3,419	3,492	584	
Monroe.....	996	1,881	561	2,132	15	
St. Clair.....	6,150	5,774	3,864	3,620	647	
Total.....	15,986	16,950	10,605	12,436	1,598	
Plurality ...		964		1,831		
Per cent.....	48.53	51.46	43.04	50.47	6.48	
Total v.....		32,936		24,639		

18th Dist.	1880.			1878.		
	John R. Thom-as.	Wm. Hart-zell.	A. B. Rob-erson.	Thom-as.	Allen.	Da-vis.
	Rep.	Dem.	Gr.	Rep.	D. & N.	Gr.
Alex'r ...	1,560	1,368	43	1,025	969	68
Jackson.	2,142	2,176	482	1,499	1,549	676
Johns'n..	1,522	930	129	1,100	770	353
Massac..	1,506	766	.....	1,127	716	83
Perry....	1,740	1,549	60	1,301	1,268	179
Pope.....	1,565	922	33	1,243	846	121
Pulaski..	1,175	709	66	946	580	150
Rand'h..	2,666	2,642	39	2,204	2,170	211
Union....	1,145	2,256	10	837	1,954	103
Wm'son.	1,852	1,828	138	1,404	1,261	510
Total...	16,873	15,146	1,000	12,686	12,074	2,454
Plur'y ...	1,727				612	
Per ct.....	51.10	45.87	3.02	46.61	44.36	9.01
Tot. v..		33,019			27,214	

19th Dist.	1880.			1878.		
	C. W. Pavey.	R. W. Towns-hend.	S. E. Flan-kan.	Bell.	Towns-hend.	Crews.
	Rep.	Dem.	Gr.	Rep.	Dem.	Gr.
Edwards	1,176	582	9	864	521	21
Frank'n	1,294	1,638	212	681	1,006	350
Gallatin.	1,020	1,606	16	585	1,394	20
Hamil'n	960	1,792	467	233	1,113	786
Hardin..	477	767	8	244	562	.....
Jeffers'n	1,708	2,308	294	760	1,306	693
Richla'd	1,617	1,755	1	1,134	1,476	1
Saline ...	1,492	1,612	22	912	1,106	356
Wabash..	933	1,150	27	635	926	32
Wayne..	2,066	2,226	144	1,168	1,389	301
White....	1,818	2,576	256	974	1,803	281
Total...	14,561	18,021	1,456	8,190	12,603	2,847
Plur'y ...	3,460				4,413	
Per ct....	42.79	52.94	4.27	34.59	53.31	12.04
Tot. v..		34,038			23,640	

The Legislature of 1881-2 stands:

	Rep.	Dem.	Social-ist.	Rep. maj.
Senate.....	32	18	1	13
House.....	82	71	...	11
Joint Ballot.....	114	89		24

## INDIANA.—State Ticket.

COUNTIES. 92.	PRESIDENT.					GOVERNOR.			SEC'RY OF STATE.		
	1880.			1876.		October 12, 1880.			1878.		
	Han- cock. Dem.	Gar- field. Rep.	Wea- ver. Gr.	Tilden. Dem.	Hayes. Rep.	Lan- ders. Dem.	Porter. Rep.	Gregg Gr.	Shank- lin. Dem.	Moore. Rep.	James. Gr.
Adams.....	2,226	1,014	21	2,032	867	2,234	958	33	1,577	480	442
Allen.....	7,791	4,815	84	7,732	4,013	7,444	4,940	111	6,534	2,747	958
Barthol'mew	2,930	2,575	57	2,810	2,326	2,877	2,612	61	2,838	2,240	81
Benton.....	1,272	1,522	62	1,145	1,316	1,274	1,500	49	1,015	1,082	448
Blackford. ...	1,029	781	127	838	712	960	759	173	896	460	308
Boone.....	2,742	2,770	690	2,493	2,663	2,818	2,855	689	2,408	2,473	909
Brown.....	1,576	599	42	1,251	488	1,484	644	44	1,166	378	137
Carroll.....	2,215	2,205	61	2,189	1,980	2,261	2,183	67	2,006	1,830	355
Cass.....	3,579	3,387	119	3,506	3,040	3,586	3,384	115	2,977	2,857	621
Clark.....	3,659	2,899	34	3,369	2,399	3,617	2,902	35	2,869	2,009	574
Clay.....	2,893	2,851	363	2,543	2,303	2,871	2,821	491	2,295	1,813	1,098
Clinton.....	3,015	2,565	110	2,556	2,236	2,886	2,622	130	2,722	2,620	314
Crawford.....	1,368	1,134	55	1,173	991	1,387	1,151	84	1,209	700	347
Daivess.....	2,387	2,320	85	2,349	2,026	2,431	2,304	85	2,167	2,118	159
Dearborn.....	3,615	2,547	27	3,379	2,093	3,640	2,519	26	3,267	1,834	148
Decatur.....	2,291	2,599	94	2,377	2,446	2,340	2,536	118	2,460	2,444	100
DeKalb.....	2,582	2,441	110	2,552	2,381	2,533	2,454	137	2,137	1,897	606
Delaware.....	1,826	3,683	59	1,056	3,170	1,843	3,614	45	1,558	2,905	161
Dubois.....	2,498	900	15	2,332	701	2,466	908	12	2,260	660	49
Elkhart.....	3,472	4,191	187	3,390	3,742	3,497	4,091	197	2,768	3,231	541
Fayette.....	1,230	1,760	11	1,276	1,606	1,237	1,752	9	1,245	1,515	38
Floyd.....	3,160	2,114	176	2,960	1,735	3,059	2,097	217	2,299	1,116	1,107
Fountain.....	2,261	2,257	554	2,202	2,230	2,237	2,253	675	2,093	1,901	956
Franklin.....	3,151	1,683	2	3,008	1,684	3,146	1,674	1	2,886	1,408	.....
Fulton.....	1,804	1,757	51	1,707	1,574	1,811	1,731	74	1,531	1,460	261
Gibson.....	2,477	2,662	74	2,317	2,274	2,468	2,658	77	2,227	2,202	130
Grant.....	2,378	3,138	158	2,115	2,819	2,406	3,113	217	2,055	2,549	245
Greene.....	2,246	2,456	192	2,103	2,207	2,392	2,534	150	2,182	2,041	369
Hamilton.....	2,093	3,638	166	1,897	3,259	2,110	3,601	153	1,588	2,780	785
Hancock.....	2,273	1,722	125	2,092	1,533	2,253	1,769	149	2,118	1,407	227
Harrison.....	2,481	1,950	131	2,438	1,761	2,346	1,928	175	2,123	1,411	347
Hendricks....	1,994	3,196	218	1,915	3,010	2,045	3,185	200	1,870	2,670	410
Henry.....	2,031	3,784	252	1,924	3,631	2,066	3,734	248	1,797	3,050	556
Howard.....	1,796	3,000	121	1,647	2,826	1,829	2,893	148	1,387	2,328	291
Huntington..	2,657	2,638	125	2,463	2,451	2,606	2,630	108	2,412	2,104	324
Jackson.....	3,138	1,997	67	2,749	1,640	3,082	2,067	74	2,583	873	967
Jasper.....	848	1,320	91	751	1,262	859	1,314	115	530	1,062	509
Jay.....	2,161	2,243	156	1,944	1,924	2,178	2,209	162	1,993	1,860	295
Jefferson.....	2,647	3,296	60	2,697	2,991	2,712	3,316	55	2,570	3,082	171
Jennings.....	1,710	2,068	56	1,756	1,908	1,741	2,085	60	1,773	1,958	29
Johnson.....	2,461	2,020	287	2,363	1,860	2,458	1,977	321	2,245	1,645	509
Knox.....	3,443	2,693	24	3,058	2,288	3,459	2,657	21	2,691	1,876	169
Kosciusko....	2,837	3,571	93	2,703	3,217	2,803	3,577	80	2,427	2,985	160
Lagrange....	1,393	2,367	116	1,256	2,225	1,374	2,307	129	881	1,628	479
Lake.....	1,198	2,102	39	1,314	1,826	1,206	2,063	52	1,051	1,645	82
Laporte.....	3,880	3,631	121	3,699	3,288	3,875	3,613	144	3,476	2,943	173
Lawrence.....	1,701	2,057	146	1,666	1,934	1,682	2,094	175	1,735	1,810	207
Madison.....	3,722	2,798	93	3,374	2,603	3,601	2,862	95	3,199	2,293	164
Marion.....	11,362	13,803	708	11,386	12,778	11,719	13,884	660	9,462	10,641	2,123
Marshall.....	2,679	2,136	555	2,767	2,204	2,402	2,060	845	2,011	1,511	1,112
Martin.....	1,621	1,311	37	1,569	1,115	1,545	1,325	46	1,572	900	200
Miami.....	3,066	3,016	107	2,845	2,722	3,049	2,932	154	2,779	2,652	199
Monroe.....	1,682	1,780	165	1,559	1,667	1,613	1,770	199	1,601	1,560	288
Montgomery	3,405	3,643	163	3,201	2,959	3,458	3,560	180	3,070	2,956	598
Morgan.....	2,046	2,391	133	1,893	2,161	2,093	2,403	131	1,977	2,176	401
Newton.....	716	1,202	103	767	1,137	677	1,167	118	368	918	552
Noble.....	2,878	2,878	31	2,665	2,631	2,824	2,918	36	2,486	2,664	399
Ohio.....	588	727	18	579	629	615	722	120	582	671	70
Orange.....	1,521	1,421	97	1,603	1,269	1,488	1,450	140	1,371	1,223	264
Owen.....	1,977	1,486	106	1,914	1,392	1,959	1,532	102	1,848	1,094	350
Parke.....	1,875	1,672	236	1,819	2,498	1,885	2,649	247	1,557	2,058	700
Perry.....	1,867	1,659	27	1,723	1,335	1,815	1,714	18	1,672	1,220	151
Pike.....	1,760	1,618	229	1,640	1,458	1,732	1,592	233	1,652	1,264	467
Porter.....	1,578	2,243	117	1,588	2,081	1,504	2,283	221	1,182	1,621	775
Posey.....	2,615	2,127	23	2,383	1,685	2,519	2,100	29	2,247	1,694	45
Pulaski.....	1,004	897	289	1,138	872	867	897	457	855	680	526



INDIANA.—State Ticket.—Continued.

COUNTIES. 92.	PRESIDENT.					GOVERNOR.			SEC'RY OF STATE.		
	1880.			1876.		October 12, 1880.			1878.		
	Han- cock. Dem.	Gar- field. Rep.	Wea- ver. Gr.	Tilden Dem.	Hayes Rep.	Lan- ders. Dem.	Por- ter. Rep.	Gregg. Gr.	Shank lin. Dem.	Moore Rep.	James. Gr.
Putnam.....	2,850	2,539	119	2,761	2,242	2,898	2,507	106	2,632	2,384	187
Randolph.....	2,058	4,295	44	1,922	3,941	2,031	4,203	69	1,615	3,487	194
Ripley.....	2,470	2,399	12	2,339	2,126	2,466	2,411	25	2,494	2,150	65
Rush.....	2,324	2,677	52	2,203	2,468	2,309	2,681	49	2,307	2,451	80
Scott.....	1,100	771	16	1,074	747	1,117	768	31	1,055	672	76
Shelby.....	3,555	2,648	68	3,183	2,387	3,471	2,616	76	2,982	2,012	214
Spencer.....	2,475	2,363	79	2,455	2,040	2,424	2,381	77	2,288	1,967	206
Stark.....	563	381	178	553	414	547	419	240	543	317	222
St. Joseph....	3,682	4,147	330	1,051	2,293	3,817	4,031	375	3,358	2,913	523
Steuben.....	1,283	2,325	106	3,468	3,540	1,253	2,290	99	665	1,744	609
Sullivan.....	3,049	1,607	140	2,884	1,536	3,014	1,621	133	2,339	1,091	396
Switzerland..	1,429	1,549	160	1,396	1,495	1,435	1,587	177	1,434	1,327	363
Tippecanoe..	3,820	5,061	136	3,866	4,465	3,960	4,968	156	3,506	4,164	643
Tipton.....	1,856	1,518	62	1,704	1,342	1,826	1,532	81	1,692	954	282
Union.....	816	1,085	3	792	1,031	820	1,095	33	760	4,113	111
Vanderb'gh..	4,481	4,909	235	4,125	4,069	4,505	4,891	279	3,747	4,117	577
Vermillion....	1,235	1,562	149	1,114	1,377	1,234	1,549	155	958	1,148	415
Vigo.....	4,576	4,983	781	3,739	3,551	4,661	4,923	782	3,448	2,424	2,930
Wabash.....	2,339	3,739	56	2,243	3,515	2,363	3,661	56	2,157	3,169	143
Warren.....	91	1,850	124	881	1,689	941	1,774	143	667	1,439	558
Warrick.....	2,344	2,008	72	2,292	1,819	2,297	2,037	92	2,148	1,788	178
Washington..	2,400	1,709	25	2,335	1,618	2,333	1,746	31	2,045	1,209	271
Wayne.....	3,325	6,252	138	3,197	5,593	3,308	6,264	225	2,679	4,625	609
Wells.....	2,395	1,515	513	2,339	1,502	2,328	1,476	597	1,956	770	650
White.....	1,591	1,610	124	1,450	1,502	1,602	1,623	150	1,190	1,320	650
Whitley.....	2,229	1,941	93	2,052	1,661	2,238	1,943	22	1,748	1,256	514
Total.....	225,528	232,164	12,986	213,526	208,011	224,452	231,405	14,881	194,491	180,755	39,448
Plurality.....		6,641		5,515			6,953		13,736		
Per cent.....	47.91	49.53	2.75	49.53	49.37	47.68	49.15	3.16	46.89	43.56	9.51
Total vote....		470,673		431,070			470,738			414,694	

In 1876, Peter Cooper, Greenback, received 9,533 votes.

INDIANA.—Representatives in Congress.

	W. Heil- man. Rep.	J. J. Clines. Dem.	3d District.	A. P. Charles. Rep.	S. M. Stockslager Dem.
1st District.					
Gibson.....	2,659	2,455	Clark.....	2,865	3,651
Perry.....	1,772	1,755	Crawford.....	1,122	1,400
Pike.....	1,588	1,753	Floyd.....	2,027	3,083
Posey.....	2,135	2,476	Harrison.....	1,873	2,668
Spencer.....	2,403	2,390	Jackson.....	2,037	3,091
Vanderburg.....	5,115	4,312	Jennings.....	2,073	1,119
Warrick.....	2,047	2,279	Scott.....	765	2,344
			Washington.....	1,731	1,754
Total.....	17,719	17,420	Total.....	14,493	18,800
Plurality.....	299		Plurality.....		4,307
Per cent.....	49.39	48.56	Per cent.....	42.55	55.19
Greenback.....		734	Greenback.....		766
Total vote.....		35,873	Total vote.....		34,059
	Jas. Braden. Rep.	T. R. Cobb. Dem.	4th District.	J. O. Cravens. Rep.	W. S. Holman. Dem.
2d District.					
Daviess.....	2,285	2,433	Dearborn.....	2,450	3,700
Dubois.....	882	2,480	Decatur.....	2,525	2,349
Greene.....	2,521	2,398	Franklin.....	1,650	3,175
Knox.....	2,606	3,461	Jefferson.....	3,287	2,752
Lawrence.....	2,062	1,681	Ohio.....	711	628
Martin.....	1,325	1,497	Ripley.....	2,366	2,498
Orange.....	1,389	1,479	Switzerland.....	1,562	1,465
Sullivan.....	1,696	3,014	Union.....	1,090	821
Total.....	14,676	18,443	Total.....	15,641	17,388
Plurality.....		3,767	Plurality.....		1,747
Per cent.....	43.84	55.10	Per cent.....	46.73	51.95
Greenback.....		352	Greenback.....		437
Total vote.....		33,471	Total vote.....		33,466

INDIANA.—Representatives in Congress.—Continued.

5th District.		W. B. F. Treat. Rep.	C. C. Matson. Dem.	10th District.		Mark L. Demotte. Rep.	J. N. Skinner. Dem.
Bartholomew	2,593	2,893	Benton	1,505	1,312		
Brown	636	1,486	Carroll	2,174	2,339		
Hendricks	3,168	2,038	Case	3,371	3,673		
Johnson	1,947	2,448	Fulton	1,734	1,871		
Monroe	1,771	1,680	Jasper	1,313	957		
Morgan	2,391	2,074	Lake	2,042	1,257		
Owen	1,516	1,960	Newton	1,150	812		
Putnam	2,474	2,912	Porter	2,219	1,765		
Total	16,496	17,411	Pulaski	908	1,268		
Plurality		915	White	1,608	1,752		
Per cent	46.88	49.48	Total	18,024	17,006		
Greenback	1,279		Plurality	1,018			
Total vote	35,186		Per cent	51.45	48.54		
6th District.		T. M. Browne. Rep.	M. B. Miller. Dem.	11th District.		Geo. W. Steele. Rep.	J. R. Slack. Dem.
Delaware	3,607	1,817	Adams	939	2,225		
Fayette	1,739	1,240	Blackford	732	940		
Henry	3,699	2,062	Grant	3,086	2,348		
Randolph	4,189	2,002	Howard	2,883	1,833		
Rush	2,674	2,268	Huntington	2,536	2,578		
Wayne	6,228	3,257	Jay	2,173	2,170		
Total	22,136	12,676	Miami	2,904	3,029		
Plurality	9,460		Wabash	3,592	2,352		
Per cent	62.20	35.62	Wells	1,401	2,238		
Greenback	773		Total	20,246	19,713		
Total vote	35,585		Plurality	553			
7th District.		S. J. Peelle. Rep.	C. Byfield. Dem.	12th District.		Robt. Taylor. Rep.	W. G. Colerick. Dem.
Hancock	1,709	2,176	Allen	5,104	7,350		
Marion	13,314	11,188	De Kalb	2,452	2,630		
Shelby	2,587	3,442	Legrange	2,310	1,425		
Total	17,610	16,806	Noble	2,918	2,843		
Plurality	804		Steuben	2,294	1,313		
Per cent	48.17	45.97	Whitley	1,952	2,239		
Greenback	2,135		Total	17,030	17,800		
Total vote	36,551		Plurality		770		
8th District.		R. B. F. Pierce. Rep.	B. W. Hanna. Dem.	13th District.		W. H. Calkins. Rep.	D. McDonald. Dem.
Clay	2,806	2,865	Elkhart	4,093	3,481		
Fountain	2,176	2,206	Kosciusko	3,572	2,794		
Montgomery	3,575	3,404	Laporte	3,724	3,763		
Parke	2,627	1,838	Marshall	2,019	2,455		
Vermilion	1,512	1,167	St. Joseph	4,118	3,784		
Vigo	4,842	4,594	Starke	425	540		
Warren	1,753	921	Total	17,981	16,877		
Total	19,291	16,995	Plurality	1,104			
Plurality	2,296		Per cent	49.06	46.05		
Per cent	48.95	43.12	Greenback	1,786			
Greenback	3,120		Total vote	36,644			
Total vote	39,406		NOTE.—The Congressional Districts having been radically changed by re-districting since 1878, comparisons with the vote that year must be made by counties on preceding pages.				
9th District.		G. S. Orth. Rep.	W. R. Myers. Dem.	The Legislature of 1881-2 stands:			
Boone	2,818	2,843	Senate	Rep. 24	Dem. 23	Gr. 3	Rep. maj. 1 plur.
Clinton	2,606	2,895	House	57	43	...	14
Hamilton	3,586	2,231	Joint Ballot	81	66	3	15
Madison	2,835	3,627					
Tippecanoe	4,913	4,034					
Tipton	1,525	1,845					
Total	18,277	17,475					
Plurality	802						
Per cent	49.57	47.39					
Greenback	1,118						
Total vote	36,870						



IOWA—State Ticket.

COUNTIES—99.	PRESIDENT, 1880.			PRESIDENT, 1876.		SECRETARY OF STATE, 1880.			GOVERNOR, 1879.		
	Garfield Rep.	Hancock Dem.	Weaver Gr.	Hayes Rep.	Tilden Dem.	J. A. T. Hull Rep.	A. B. Keith Dem.	G. M. Walker Gr.	Gear Rep.	Trimble Dem.	Campbell Gr.
Adair.....	1,607	515	520	1,334	593	1,610	512	521	1,353	88	859
Adams.....	1,338	581	535	1,376	626	1,340	574	538	1,008	433	742
Allamakee....	1,838	1,531	332	1,709	1,646	1,839	1,528	334	1,795	1,584	206
Appanoose...	1,642	1,281	698	1,710	1,419	1,648	1,264	694	1,452	1,212	633
Audubon.....	963	637	76	427	352	963	653	79	812	654	11
Benton.....	2,948	1,372	284	2,901	1,356	2,950	1,364	286	2,617	611	971
Black Hawk..	3,013	1,558	70	2,979	1,592	3,018	1,551	72	2,334	1,174	173
Boone.....	2,275	1,292	352	2,018	1,305	2,277	1,294	350	1,833	1,041	556
Bremer.....	1,548	707	312	1,737	757	1,551	705	312	1,362	602	509
Buchanan....	2,156	1,208	443	2,227	1,416	2,158	1,205	443	1,969	815	805
Buena Vista..	1,058	318	50	770	200	1,089	284	46	999	198	77
Butler.....	2,072	937	37	1,823	780	2,075	931	37	1,726	805	60
Calhoun.....	859	301	19	622	196	859	308	12	716	257	25
Carroll.....	1,189	1,169	104	799	771	1,178	1,172	104	881	926	103
Cass.....	2,232	1,179	314	1,876	979	2,240	1,171	319	1,907	950	360
Cedar.....	2,378	1,421	135	2,328	1,445	2,389	1,427	105	1,998	1,191	253
Cerro Gordo	1,604	677	20	1,274	448	1,604	681	19	1,442	619	20
Cherokee.....	1,118	412	100	864	175	1,128	411	100	860	116	371
Chickasaw...	1,314	1,018	454	1,574	1,090	1,315	1,018	445	1,258	782	945
Clarke.....	1,390	621	377	1,405	816	1,393	620	379	1,220	585	417
Clay.....	779	137	8	567	94	791	134	3	735	57	.....
Clayton.....	3,098	2,419	108	2,662	2,621	3,022	2,499	102	2,693	2,219	92
Clinton.....	3,479	2,887	312	3,654	3,398	3,512	2,886	319	2,724	2,497	499
Crawford.....	1,569	926	42	1,043	638	1,452	1,038	39	1,263	785	73
Dallas.....	2,313	521	1,285	2,136	752	2,316	490	1,312	2,066	141	1,566
Davis.....	1,143	1,207	1,215	1,586	1,631	1,155	1,203	1,206	980	1,084	1,174
Decatur.....	1,570	948	633	1,647	1,282	1,573	937	630	1,379	812	615
Delaware.....	2,396	1,489	59	2,233	1,466	2,396	1,494	59	1,999	1,290	130
Des Moines...	3,414	2,813	93	3,325	2,917	3,410	2,821	92	2,995	2,269	180
Dickinson...	325	46	.....	259	48	325	45	.....	321	5	2
Dubuque.....	3,007	4,576	257	2,798	4,977	2,981	4,588	258	2,498	3,950	707
Emmett.....	279	27	9	246	36	279	27	9	304	39	18
Fayette.....	2,547	1,170	904	3,029	1,709	2,549	1,166	909	2,570	798	1,321
Floyd.....	1,928	623	317	2,032	751	1,934	607	313	1,637	366	486
Franklin.....	1,501	410	75	1,178	379	1,519	402	70	1,345	278	182
Fremont.....	1,920	1,650	409	1,658	1,682	1,918	1,649	410	1,522	1,445	400
Greene.....	1,645	457	399	1,310	510	1,647	447	401	1,447	200	735
Grundy.....	1,498	581	12	1,099	417	1,501	582	12	1,265	559	66
Guthrie.....	1,707	635	615	1,434	629	1,708	632	605	1,350	276	664
Hamilton....	1,305	332	283	1,187	425	1,305	322	289	1,160	153	554
Hancock.....	517	168	4	281	99	518	168	4	480	167	29
Hardin.....	2,223	812	115	2,152	980	2,231	812	109	1,870	671	113
Harrison.....	1,902	1,321	382	1,557	1,386	1,904	1,320	380	1,479	1,017	324
Henry.....	2,458	1,142	570	2,809	1,485	2,461	1,137	572	2,011	944	526
Howard.....	1,066	285	673	1,194	600	1,066	281	676	1,059	28	1,144
Humboldt....	669	250	26	523	183	674	255	24	591	84	240
Ida.....	694	335	4	212	57	703	335	4	487	163	119
Iowa.....	1,787	1,286	335	1,870	1,348	1,790	1,285	335	1,627	930	596
Jackson.....	2,149	2,521	254	2,126	2,485	2,149	2,521	252	1,797	2,353	421
Jasper.....	3,162	1,407	1,144	3,375	1,804	3,167	1,419	1,140	2,922	1,078	1,456
Jefferson....	2,130	1,380	160	2,166	1,449	2,137	1,387	159	1,918	1,373	180
Johnson....	2,400	2,766	126	2,345	2,563	2,402	2,775	125	2,439	2,661	86
Jones.....	2,617	1,627	15	2,591	1,763	2,618	1,637	11	2,413	1,705	.....
Keokuk.....	2,367	1,803	360	2,364	1,862	2,368	1,808	357	2,017	1,918	151
Kossuth.....	758	254	87	638	227	755	253	90	670	245	153
Lee.....	3,098	3,464	494	3,160	3,682	3,094	3,481	486	2,406	2,858	903
Linn.....	4,503	2,875	301	4,331	2,917	4,509	2,877	300	3,842	2,735	287
Louisa.....	1,745	70	200	1,930	1,008	1,747	721	201	1,654	706	312
Lucas.....	1,599	1,020	315	1,478	1,044	1,604	1,069	316	1,466	896	403
Lyon.....	374	101	.....	262	46	375	100	.....	313	1	18
Madison.....	1,823	837	1,090	2,246	1,538	1,825	828	1,098	1,759	552	1,293
Mahaska.....	3,081	1,210	1,186	3,221	1,701	3,095	1,211	1,182	2,714	1,001	1,272
Marion.....	2,452	1,520	1,191	2,736	2,304	2,466	1,516	1,185	2,209	1,166	1,410
Marshall....	3,084	1,234	267	3,056	1,189	3,089	1,235	280	2,280	973	450
Mills.....	1,686	1,069	270	1,452	1,165	1,691	1,030	281	1,571	1,076	149
Mitchell....	1,665	832	83	1,663	671	1,681	830	82	1,597	642	233
Monona.....	943	331	260	713	304	942	324	363	831	209	490
Monroe.....	1,289	775	483	1,418	1,246	1,299	779	485	1,207	488	982



IOWA—State Ticket. (Continued.)

COUNTIES—99.	PRESIDENT, 1880.			PRESIDENT, 1876.		SECRETARY OF STATE, 1880.			GOVERNOR, 1879.		
	Garfield. Rep.	Hancock. Dem.	Weaver. Gr.	Hayes. Rep.	Tilden. Dem.	J. A. T. Hull. Rep.	A. B. Kehler. Dem.	G. M. Walker. Gr.	Gear. Rep.	Trimble. Dem.	Campbell. Gr.
Montgomery	1,981	692	20	1,749	759	1,983	684	433	1,530	333	818
Muscataine	2,664	1,960	268	2,523	2,075	2,668	1,969	262	2,143	1,285	599
O'Brien	599	199	101	463	116	594	201	84	471	38	220
Osceola	432	91	.....	329	59	458	72	.....	423	71	.....
Page	2,709	972	339	2,243	861	2,718	969	339	1,851	513	288
Palo Alto	398	377	96	343	333	401	375	95	331	323	196
Plymouth	884	750	60	835	502	882	756	59	873	700	21
Pocahontas	458	211	17	374	141	459	211	17	520	173	59
Polk	4,781	2,161	1,204	4,321	2,382	4,812	2,144	1,197	4,007	1,844	1,071
Pottawattawie	3,687	2,793	184	2,565	2,414	3,688	2,801	181	2,819	2,547	220
Poweshiek	2,440	936	583	2,509	1,083	2,441	938	585	2,215	785	827
Ringgold	1,450	436	525	1,246	422	1,451	449	511	1,146	55	902
Sac	1,346	445	92	661	166	1,351	441	92	883	245	290
Scott	4,322	2,594	150	3,819	2,853	4,348	2,590	192	3,422	1,979	286
Shelby	1,499	963	105	897	631	1,501	964	103	1,133	794	27
Sioux	677	351	11	439	220	677	351	11	645	289	18
Story	2,041	544	464	1,843	579	2,054	539	467	1,701	308	736
Tama	2,712	1,096	193	2,337	1,317	2,713	1,096	193	2,278	866	475
Taylor	1,984	784	559	1,727	676	1,985	777	563	1,589	92	1,233
Union	1,555	771	801	1,238	795	1,555	767	802	1,250	464	1,023
Van Buren	1,876	1,529	299	2,113	1,661	1,869	1,527	299	1,687	1,448	444
Wapello	2,846	2,345	292	2,582	2,412	2,847	2,330	292	2,455	2,091	261
Warren	2,205	1,019	952	2,439	1,415	2,207	1,018	954	2,042	838	1,092
Washington	2,516	1,370	347	2,467	1,508	2,519	1,372	345	2,025	1,089	471
Wayne	1,737	774	890	1,692	1,341	1,736	768	895	1,502	494	964
Webster	1,575	798	589	1,299	987	1,583	761	619	1,376	405	1,176
Winnebago	703	67	33	498	39	702	67	34	696	49	.....
Winneshiek	2,474	1,415	212	2,759	1,617	2,478	1,389	211	2,014	1,156	334
Woodbury	1,453	995	135	1,034	997	1,451	1,004	135	1,262	974	133
Worth	933	290	18	703	149	933	290	18	1,104	257	3
Wright	758	182	31	574	181	823	104	32	754	183	.....
Total	183,904	105,845	32,327	171,332	112,121	184,166	105,760	32,780	157,571	85,056	45,549
Plurality	78,059			49,721		78,406			23,738		
Per cent	56.98	32.79	10.01	58.50	38.27	56.99	32.73	10.14	54.06	29.18	15.62
Scattering		630					422				
Total vote		322,706		292,943		323,128			291,464		

Cooper, Greenback, for President, 1876, received 9,490 votes.

IOWA—Representatives in Congress.

	1880.			1878.			1880.			1878.		
	Mc-Coid. Rep.	Culbertson. Dem.	Stabbs. Gr.	Mc-Coid. Rep.	Hobbs. Dem.	Bere-man. Gr.	Farwell. Rep.	Rose. Dem.	Hoops. Gr.	Price. Rep.	Bran-nan. Dem.	Geiger. Gr.
1st Dist.												
Des Moines	3,381	2,832	101	2,345	1,448	640	2,370	1,450	133	1,981	713	773
Henry	2,441	1,103	607	1,786	717	1,086	3,474	2,906	218	2,698	2,434	757
Jefferson	2,143	1,319	172	1,671	645	840	2,133	2,555	232	1,624	1,826	611
Lee	3,009	3,376	569	2,170	2,369	1,054	2,661	1,490	3	2,138	1,054	409
Louisa	1,749	698	217	1,345	478	499	2,652	1,970	328	1,896	1,363	941
Van Buren	1,880	1,463	434	1,552	1,287	562	4,175	2,729	211	3,000	2,119	469
Washing'n	2,514	1,323	397	1,836	1,001	824						
Total	17,117	12,119	2,497	12,705	7,945	5,505	17,465	13,100	1,225	13,337	9,509	3,960
Plurality	4,998			4,760			4,365			3,823		
Per cent	53.93	38.18	7.86	48.57	30.33	21.04	54.93	41.20	3.85	49.75	35.47	14.77
Scattering		4						2				
Total vote		31,737		26,155				31,792		26,806		
3d Dist.												
Allamakee	1,818	1,556	329	1,595	1,612	316	2,955	1,357	234	2,194	56	1,559
Buchanan	2,153	1,218	443	1,523	806	1,090	1,732	1,271	340	1,262	9	1,684
Clayton	3,119	2,388	99	2,507	1,700	669	2,400	2,741	137	1,921	514	1,851
Delaware	2,358	1,531	56	1,644	1,303	208	4,655	2,726	286	3,056	40	2,899
Dubuque	2,927	4,663	234	1,757	3,500	991	3,083	1,234	287	2,120	12	1,530
Fayette	2,496	1,175	367	1,820	883	1,653	2,430	901	636	1,898	...	1,329
Winnesh'k	2,483	1,433	165	1,872	1,077	479	2,711	1,085	194	1,754	66	1,159
Total	17,359	13,969	2,193	12,723	10,886	5,406	20,016	11,315	2,114	14,205	699	12,011
Plurality	3,390			1,837			8,701			1,495		
Per cent	51.77	41.66	6.54	43.84	37.51	18.97	59.81	33.81	6.31	52.77	2.69	41.62
Scattering		4						13				
Total vote		33,525		29,015				33,463		26,915		
5th Dist.												
Benton	2,955	1,357	234	2,194	56	1,559	2,955	1,357	234	2,194	56	1,559
Iowa	1,732	1,271	340	1,262	9	1,684	1,732	1,271	340	1,262	9	1,684
Johnson	2,400	2,741	137	1,921	514	1,851	2,400	2,741	137	1,921	514	1,851
Linn	4,655	2,726	286	3,056	40	2,899	4,655	2,726	286	3,056	40	2,899
Marshall	3,083	1,234	287	2,120	12	1,530	3,083	1,234	287	2,120	12	1,530
Poweshiek	2,430	901	636	1,898	...	1,329	2,430	901	636	1,898	...	1,329
Tama	2,711	1,085	194	1,754	66	1,159	2,711	1,085	194	1,754	66	1,159
Total	20,016	11,315	2,114	14,205	699	12,011	20,016	11,315	2,114	14,205	699	12,011
Plurality	8,701			1,495			8,701			1,495		
Per cent	59.81	33.81	6.31	52.77	2.69	41.62	59.81	33.81	6.31	52.77	2.69	41.62
Scattering		13						13				
Total vote		33,463		26,915				33,463		26,915		



		1880.			1878.			1880.			1878.			
		Deer- ing.	Root.	Doo- little.	Deer- ing.	Allen.	Wel- ler.	Hep- burn.	Percival.	Ayres.	Sapp.	Keat- ley.	Hicks	
		Rep.	Dem.	Gr.	Rep.	Dem.	Gr.	Rep.	Dem.	Gr.	Rep.	Dem.	Gr.	
4th Dist.								8th Dist.						
Black Hawk	3,013	1,523	83	2,182	1,162	219	Adams ....	1,278	516	540	886	350	721	
Bremer.....	1,373	525	135	1,225	393	808	Audubon..	929	590	148	639	456	2	
Butler.....	2,029	892	30	1,405	726	228	Cass.....	2,199	1,111	411	1,578	678	526	
Cerro Gordo	1,601	676	22	1,132	409	169	Fremont..	1,865	1,615	486	1,122	908	686	
Chickasaw..	1,266	948	501	1,189	703	743	Harrison..	1,895	1,285	420	1,462	882	534	
Floyd.....	1,708	796	323	1,617	315	502	Mills.....	1,669	795	485	1,171	875	156	
Franklin....	1,457	365	154	1,101	74	554	Montgom'y	1,908	567	592	1,174	322	839	
Grundy.....	1,497	573	17	1,145	494	147	Page.....	2,604	858	480	1,446	416	629	
Hancock....	530	164	6	280	86	97	Pottawat'e	3,619	2,841	193	2,254	1,704	512	
Hardin.....	2,231	799	104	1,654	598	440	Ringgold..	1,421	402	571	729	13	859	
Howard.....	1,102	223	654	940	1	1,012	Shelby....	1,481	955	120	748	533	31	
Mitchell....	1,698	822	63	1,573	117	557	Taylor.....	1,960	751	585	1,232	7	1,322	
Winnebago..	700	66	37	456	2	97	Union.....	1,530	698	889	902	329	943	
Worth.....	926	264	46	622	137	50								
Wright.....	809	85	16	613	86	119								
Total.....	21,940	8,731	2,191	17,134	5,293	5,742	Total....	24,358	12,934	5,920	15,343	7,453	7,760	
Plurality....	13,209			11,392			Plurality..	11,374			130			
Per cent....	65.39	26.02	6.53	60.82	18.79	20.38	Per cent...	56.28	30.00	13.67	50.21	24.39	25.39	
Scattering..		686					Scattering		13					
Total vote..	33,548			28,169			Total vote		43,275		30,556			
6th Dist.		Cutts.	Cook.	Sampson.	Weaver.		9th Dist.		Carpenter.	Guthrie.	Campbell.	Car-penter.	Hog-gatt.	Brown.
Appanoose..	1,664	1,953	1,235	1,766			Boone.....	2,283	1,300	335	1,695	1,564		
Davis.....	1,167	2,358	947	1,577			Buena V'ta	1,054		51	834	285	3	
Jasper.....	3,170	2,530	2,555	2,601			Calhoun...	858	315	7	528	254	23	
Keokuk.....	2,384	2,139	1,788	1,889			Carroll....	1,102	1,262	51	714	865	1	
Mahaska....	3,017	2,405	2,538	2,480			Cherokee..	1,069	423	97	528	546	17	
Marion.....	2,453	2,707	1,913	2,570			Clay.....	766	138		589	33	2	
Monroe.....	1,312	1,235	1,087	1,340			Crawford..	1,570	922	53	995	159	602	
Wapello....	2,850	2,584	2,245	2,143			Dickinson.	328	42		215	1		
Total.....	18,017	17,911	14,368	16,366			Emmett....	278	26	9	199	48	5	
Plurality....	106			2,058			Greene....	1,645	676	86	1,116	907		
Per cent....	50.13	49.83	46.64	53.35			Hamilton..	1,301	411	101	775	681	83	
Scattering..		12					Humboldt.	672	262	13	372	317		
Total vote..	35,940			30,674			Ida.....	701	335		308	130	3	
7th Dist.		Kasson.	Gillette.	Cummings.	Gillette.		Kossuth...	759		67	505	393		
Adair.....	1,542	1,071	1,000	945			Lyons.....	375	98		241	27	4	
Clarke.....	1,362	992	985	1,100			Monona....	936	305	331	556	589	1	
Dallas.....	2,216	1,817	1,744	1,798			O'Brien....	571	193	98	333	297	3	
Decatur....	1,518	1,605	1,201	1,473			Osceola....	436	92		327	56	10	
Guthrie....	1,675	1,245	1,233	1,116			Palo Alto..	400	371	99	271	452		
Lucas.....	1,539	1,237	1,077	1,113			Plymouth..	872	753	74	736	445	170	
Madison....	1,663	1,742	1,648	1,914			Pocahontas	457	208	17	354	239		
Polk.....	4,622	3,430	3,664	3,469			Sac.....	1,350	473	59	614	391	64	
Warren....	2,131	1,938	1,761	1,969			Sioux.....	674	350	11	466	79	174	
Wayne.....	1,664	1,694	1,233	1,573			Story.....	2,039	573	437	1,595	1,142		
Total.....	19,932	16,771	15,546	16,474			Webster... 1,589	1,184	163	953	1,547			
Plurality....	3,161			958			Woodbury 1,448	985	152	370	841	37		
Per cent....	53.79	45.26	48.55	51.44			Total....	25,533	11,696	2,361	16,489	12,338	1,202	
Scattering..		346					Plurality..	13,837			2,949			
Total vote..	57,049			32,020			Per cent...	63.31	29.00	5.85	54.91	41.08	4.00	
							Scattering		735					
							Total vote	40,325			30,029			

The Legislature of 1880-81 stands: Rep., 125; Dem., 19; Greenback, 6.

KANSAS.—State Ticket.

COUNTIES.—80.	PRESIDENT.						GOVERNOR.		
	1880.			1876.			1878.		
	Gar- field. Rep.	Han- cock. Dem.	Weav- er. Gr.	Hayes. Rep.	Tilden. Dem.	Coop- er. Gr.	St. John. Rep.	Goodin. Dem.	Mitch- ell. Gr.
Allen.....	1,576	803	44	1,040	382	140	944	648	173
Anderson....	1,127	497	370	760	245	224	638	222	516
Atchison.....	2,834	2,132	71	1,863	1,512	2	1,870	1,559	37
Barbour.....	262	175	63	73	97		171	133	11
Barton.....	1,172	714	62	604	289	43	1,067	801	77
Bourbon.....	2,320	1,161	364	1,966	817	690	1,667	800	944
Brown.....	1,850	896	107	1,255	593	230	1,127	492	410
Butler.....	2,398	1,119	433	1,563	712		1,506	653	459
Chase.....	716	324	409	593	536	252	473	246	240
Chautauqua..	1,321	655	333	1,046	214	40	866	213	819
Cherokee.....	2,374	1,681	855	1,339	1,043	221	1,303	1,216	962
Clay.....	1,765	531	369	1,184	268		1,180	279	147
Cloud.....	2,156	888	65	1,184	489	7	1,164	427	167
Coffey.....	1,422	851	189	945	550	69	800	398	424
Cowley.....	2,630	1,557	190	1,669	955	5	1,545	631	718
Crawford.....	1,902	1,356	450	1,269	874	257	1,190	1,012	589
Davis.....	702	399	335	472	321	146	477	402	148
Decatur.....	307	163	28						

COUNTIES.—80.	PRESIDENT.						GOVERNOR.		
	1880.			1876.			1878.		
	Garfield. Rep.	Hancock. Dem.	Weaver. Gr.	Hayes. Rep.	Tilden. Dem.	Cooper. Gr.	St. John. Rep.	Goodin. Dem.	Mitchell. Gr.
Dickinson.....	1,954	886	292	1,342	469	50	1,464	564	141
Doniphan.....	2,067	1,143	51	1,644	1,024	1,015	1,493	875	409
Douglas.....	3,048	1,463	246	2,322	934	494	1,907	1,075	805
Edwards.....	312	102	.....	183	155	.....	413	99	33
Elk.....	1,274	458	486	1,006	428	39	686	56	695
Ellis.....	680	420	54	210	142	.....	668	274	25
Ellsworth.....	1,077	483	32	418	181	.....	664	311	4
Ford.....	370	288	.....	132	140	.....	247	309	87
Franklin.....	2,108	728	898	1,499	513	419	1,257	446	938
Graham.....	494	104	210	.....	.....	.....	.....	.....	.....
Greenwood....	1,311	667	347	977	471	1	836	315	447
Harper.....	546	294	170	.....	.....	.....	251	77	37
Harvey.....	1,554	585	136	1,006	351	.....	967	295	260
Hodgeman.....	176	52	13	.....	.....	.....	.....	.....	.....
Jackson.....	1,504	853	14	885	592	9	927	578	109
Jefferson.....	1,976	1,397	78	1,395	864	213	1,383	1,025	304
Jewell.....	2,199	883	399	1,281	448	130	1,219	300	429
Johnson.....	2,132	1,182	354	1,088	759	615	1,445	710	1,001
Kingman.....	436	200	85	17	3	.....	211	43	66
Labette.....	2,721	1,462	420	2,092	1,373	8	1,594	968	804
Leavenworth	3,188	2,489	171	1,821	2,564	56	2,111	2,485	258
Lincoln.....	957	419	154	479	261	.....	699	251	99
Linn.....	1,990	745	577	1,647	545	221	1,303	264	1,198
Lyon.....	2,398	869	402	1,579	430	67	1,333	388	891
Marion.....	1,239	539	271	860	369	24	926	233	415
Marshall.....	2,276	997	427	1,604	789	172	1,455	653	539
McPherson....	2,225	564	545	1,394	334	.....	931	126	606
Miami.....	2,010	1,324	454	1,578	833	334	1,373	897	666
Mitchell.....	1,728	797	235	1,010	395	.....	1,052	538	1
Montgomery..	1,773	1,294	693	1,824	1,177	353	1,287	1,054	999
Morris.....	1,281	550	179	707	370	24	690	276	236
Nemaha.....	1,755	934	5	1,136	638	12	964	710	61
Neosho.....	1,471	948	461	1,370	955	168	1,014	857	601
Ness.....	315	129	.....	.....	.....	.....	.....	.....	.....
Norton.....	761	337	198	194	48	3	323	115	.....
Osage.....	2,704	907	793	1,084	520	291	1,358	353	1,050
Osborne.....	1,446	589	61	661	288	1	1,090	68	85
Ottawa.....	1,443	524	333	837	246	11	655	189	445
Pawnee.....	697	235	17	309	119	9	647	196	133
Phillips.....	1,261	553	221	479	197	.....	558	283	121
Pottawatomie	2,138	1,179	224	1,335	720	73	1,181	843	446
Pratt.....	196	97	34	.....	.....	.....	.....	.....	.....
Reno.....	1,384	536	252	1,117	343	.....	1,477	462	149
Republic.....	1,375	661	151	1,390	408	11	1,150	95	163
Rice.....	1,108	496	313	595	114	41	755	328	141
Riley.....	1,484	376	347	1,133	223	65	945	210	408
Rooks.....	805	338	326	116	49	7	297	74	78
Rush.....	542	238	24	141	10	.....	564	143	37
Russell.....	932	317	110	328	75	.....	566	95	258
Saline.....	1,950	838	95	1,314	370	29	1,429	651	171
Sedgwick.....	2,288	1,354	364	1,774	975	4	1,572	1,137	354
Shawnee.....	4,403	1,548	123	2,549	1,044	29	2,310	853	455
Sheridan.....	93	52	64	.....	.....	.....	.....	.....	.....
Smith.....	1,524	517	406	.....	.....	.....	651	171	439
Stafford.....	530	192	60	.....	.....	.....	.....	.....	.....
Sumner.....	2,073	4,419	529	1,009	766	27	1,048	735	677
Trego.....	332	107	28	.....	.....	.....	.....	.....	.....
Wabaunsee...	1,279	510	39	728	274	5	640	424	93
Washington..	1,957	827	230	1,194	497	33	1,201	659	156
Wilson.....	1,627	722	527	1,492	765	40	1,145	442	683
Woodson.....	898	437	9	673	306	.....	644	320	119
Wyandotte....	2,410	1,733	236	1,260	993	243	1,086	1,178	481
Total.....	121,520	59,789	19,710	78,322	37,002	7,770	74,020	37,208	27,057
Plurality.....	61,731	.....	.....	40,120	.....	.....	36,812	.....	.....
Per cent.....	63.45	29.74	9.80	63.16	30.63	6.21	53.52	26.90	19.57
Total vote...	.....	201,019	.....	.....	123,994	.....	.....	138,285	.....

An amendment to the Constitution of Kansas, providing that "The manufacture and sale of intoxicating liquors shall be forever prohibited in this State, except for medical, scientific and mechanical purposes," was adopted in 1880 by 92,302 yeas, to 84,304 nays.



KANSAS.—Representatives in Congress.

1880.							1878.			1880.							1878.						
1st Dist.	John A. son.		C. C. Burnes.		John Davis.		Ander- son.		Mc- Clure.		3d Dist.	Thos. Ryan.		J. W. Don- ald.		Mc- Mitch- ell.		D. P. Ryan.		Fu- gate.		Dos- ter.	
	Rep.	Dem.	Gr.	Rep.	Dem.	Gr.	Rep.	Dem.	Gr.	Rep.		Dem.	Gr.	Rep.	Dem.	Gr.	Rep.	Dem.	Gr.	Rep.	Dem.	Gr.	
Atchi'n.	2,666	2,283	71	1,927	1,537	9					Barb'ur	255	169	76	173	127	15						
Brown..	1,873	598	107	1,139	489	398					Barton..	1,156	741	63	1,082	777	90						
Clay....	1,741	563	567	1,141	281	171					Butler..	2,360	1,097	490	1,488	108	1,012						
Cloud....	2,132	863	119	1,168	441	151					Chaut'u	1,319	608	382	489	230	241						
Davis....	683	294	458	452	494	86					Chase...	697	291	458	882	165	855						
Decatur	307	163	29	.....	.....	.....					Coffey....	1,396	739	330	823	384	413						
Dickn'n	1,924	796	412	1,488	554	129					Cowley..	2,608	1,530	221	1,549	545	797						
Donip'n	2,065	1,143	50	1,529	861	385					Edwd's.	312	103	.....	298	46	202						
Ellis....	574	388	40	655	295	18					Elk.....	1,252	382	528	696	.....	736						
Ellsw'th	1,092	488	.....	725	249	4					Ford....	380	278	20	260	287	.....						
Graham	529	73	205	.....	.....	.....					Green w	1,275	614	422	883	286	433						
Jewell..	2,175	798	453	984	587	79					Harper.	515	296	229	.....	.....	.....						
Jackson	1,504	853	.....	1,409	1,093	200					Harvey.	1,532	544	190	229	72	42						
Jeffer'n	1,980	1,400	78	1,169	307	441					Hodge- man..	180	54	33	.....	.....	.....						
Leav'h..	3,316	2,336	155	2,298	2,327	228					King'n..	392	197	123	920	254	293						
Lincoln.	941	362	195	709	257	85					Lyon....	2,369	841	462	218	37	65						
Mar'h'll	2,265	989	422	1,533	574	537					Marion..	1,221	529	298	1,395	348	775						
Mitchell	1,726	729	292	1,049	550	.....					McP's'n	2,151	523	615	945	57	664						
Nem'ha	1,753	906	41	1,007	676	51					Morris..	1,287	531	192	803	179	595						
Norton..	780	317	177	327	114	.....					Ness....	321	120	93	.....	.....	.....						
Osborne	1,448	584	61	1,113	54	.....					Osage....	2,637	816	921	722	229	254						
Ottawa..	1,429	166	701	653	195	446					Pawnee	692	239	18	1,378	292	1,076						
Phillips	1,246	550	224	564	275	117					Pratt....	168	93	70	.....	.....	.....						
Pottawa- tamie.	2,151	1,090	198	1,172	831	457					Reno....	1,308	472	383	613	171	162						
Rep'bl'c	1,861	610	191	1,104	95	210					Rice....	1,113	492	316	734	314	178						
Riley....	1,310	277	694	873	246	416					Rush....	536	239	23	1,404	166	403						
Rooks...	771	273	401	297	90	72					Sedg'k..	2,148	265	1,487	576	126	42						
Russell.	972	341	120	584	90	246					Shawn..	4,411	1,499	153	1,643	871	391						
Saline...	1,830	801	254	1,493	586	170					Staff'rd.	527	190	64	.....	.....	.....						
Sher'dn	85	52	53	.....	.....	.....					Sumner	2,023	1,443	542	2,447	788	413						
Smith...	1,520	514	409	653	155	454					Trego....	334	80	23	.....	.....	.....						
Wash'n	1,950	827	231	1,242	616	156					Wabun- see....	1,250	502	44	1,080	690	692						
Total..	48,599	22,727	7,318	30,457	14,919	5,716					Wood'n	867	419	112	678	298	107						
Plural'y	25,872			15,538							Gove....	102	40	15	.....	.....	.....						
Percent.	61.78	28.89	9.30	57.61	29.20	11.20					Total....	41,094	16,976	9,396	25,228	8,109	11,055						
Tot. v.	78,664			51,092							Plural'y	24,118		14,173									
In 1880, scattering votes, 20.																							

1880.							1878.			
2d Dist.	D. C. Has- kell.		L. F. Green.		Has- kell.		Blair.		Elder.	
	Rep.	Dem.	Rep.	Dem.	Rep.	Dem.	Gr.			
Allen.....	1,549	862	1,030	551	173					
Anderson...	1,107	881	612	248	504					
Bourbon...	2,337	1,508	1,512	1,226	676					
Cherokee...	2,389	2,514	1,255	1,546	668					
Crawford....	1,906	1,799	1,179	1,129	483					
Douglas....	2,920	1,791	1,937	1,269	571					
Franklin....	2,130	1,582	1,090	439	1,103					
Johnson....	2,132	1,494	1,511	892	794					
Labette....	2,735	1,838	1,632	938	811					
Linn.....	2,021	1,290	1,318	504	958					
Montgom'y	1,834	1,903	1,340	1,003	574					
Miami.....	2,044	1,682	1,268	1,087	991					
Neosho.....	1,578	1,486	1,072	826	572					
Wilson.....	1,634	1,232	1,142	501	624					
Wyandotte..	2,442	1,875	1,131	1,168	460					
Total.....	30,758	23,737	19,029	13,327	9,962					
Plurality...	7,021		5,702							
Per cent.....	56.42	43.54	44.94	31.49	21.17					
Total vote	54,515		42,318							
Scattering votes, 1880, 20.										

The Legislature of 1881-82 stands:				
	Rep.	Dem.	Fu- sion.	Rep. Maj.
Senate.....	37	2	1	34
House.....	112	9	4	99
Joint Ballot.....	149	11	5	133

COUNTIES—116.	PRESIDENT, 1880.			PRESIDENT, 1876.		GOVERNOR, 1879.		
	Hancock. Dem.	Garfield. Rep.	Weaver. Gr.	Tilden. Dem.	Hayes. Rep.	Blackburn Dem.	Evans. Rep.	Cook. Gr.
Adair . . . . .	1,095	937	118	1,176	1,062	1,166	1,017	189
Allen . . . . .	949	688	61	1,064	649	768	533	208
Anderson . . . . .	1,118	595	2	1,154	519	871	393	5
Ballard . . . . .	1,599	411	41	2,061	343	1,814	278	180
Barren . . . . .	2,140	1,358	111	2,185	1,309	1,736	1,256	298
Bath . . . . .	1,128	874	8	1,123	831	1,211	961	3
Bell . . . . .	261	533	1	234	458	252	444	3
Boone . . . . .	1,734	446	8	1,802	408	924	162	16
Bourbon . . . . .	1,686	1,668	1	1,761	1,615	1,501	1,392	1
Boyd . . . . .	794	959	216	1,059	884	673	654	595
Boyle . . . . .	1,284	1,191	4	1,434	1,176	1,177	986	5
Bracken . . . . .	1,542	817	32	1,375	634	1,434	429	11
Breathitt . . . . .	797	330	2	687	351	783	350	54
Breckinridge . . . . .	1,376	912	462	1,357	800	1,318	865	319
Bullitt . . . . .	788	275	43	1,017	262	542	167	282
Butler . . . . .	540	728	537	449	557	512	819	549
Caldwell . . . . .	1,160	899	7	1,199	752	897	514	27
Calloway . . . . .	1,187	.....	267	1,647	246	1,184	168	442
Campbell . . . . .	3,059	2,899	48	2,949	2,304	1,413	1,274	82
Carroll . . . . .	1,460	372	.....	1,289	275	1,272	223	1
Carter . . . . .	577	695	276	763	713	460	465	878
Casey . . . . .	892	708	24	541	469	696	546	.....
Christian . . . . .	1,853	2,844	486	2,062	2,842	1,719	2,355	695
Clark . . . . .	1,263	1,059	17	1,346	1,025	1,362	935	5
Clay . . . . .	674	922	2	821	910	601	743	123
Clinton . . . . .	333	605	70	342	498	246	465	108
Crittenden . . . . .	827	786	201	944	931	733	652	337
Cumberland . . . . .	598	729	16	596	614	494	556	44
Daviess . . . . .	3,054	1,271	239	3,285	1,050	2,016	420	263
Edmonson . . . . .	484	432	67	479	396	325	337	229
Elliott . . . . .	623	115	58	739	141	620	31	227
Estill . . . . .	809	772	6	895	658	703	575	39
Fayette . . . . .	2,449	2,880	39	2,968	3,085	2,265	2,320	26
Fleming . . . . .	1,592	1,368	9	1,534	1,112	1,608	1,347	.....
Floyd . . . . .	946	394	5	927	282	948	297	18
Franklin . . . . .	1,751	1,134	18	1,989	1,834	1,240	597	99
Fulton . . . . .	707	179	26	1,037	148	665	31	94
Gallatin . . . . .	683	274	.....	678	238	635	230	15
Garrard . . . . .	1,069	1,190	24	1,136	1,135	934	1,142	3
Grant . . . . .	1,333	869	.....	1,297	719	1,650	855	.....
Graves . . . . .	2,443	930	140	2,985	926	1,761	794	499
Grayson . . . . .	1,012	724	283	1,068	613	894	585	400
Green . . . . .	685	726	114	951	741	509	533	202
Greenup . . . . .	723	925	888	1,020	979	546	616	802
Hancock . . . . .	560	270	517	810	205	549	154	443
Hardin . . . . .	1,677	962	810	2,135	813	1,224	596	638
Harlan . . . . .	166	704	5	179	603	205	583	4
Harrison . . . . .	1,867	1,103	1	1,915	988	1,170	708	11
Hart . . . . .	1,454	1,074	144	1,584	1,034	1,545	1,185	204
Henderson . . . . .	2,217	1,504	245	2,592	1,521	1,910	883	477
Henry . . . . .	1,661	383	213	1,862	820	1,557	557	691
Hickman . . . . .	1,069	386	29	1,317	381	1,175	176	115
Hopkins . . . . .	1,459	838	632	1,859	952	1,484	904	572
Jackson . . . . .	272	758	10	281	576	197	621	45
Jefferson . . . . .	13,970	8,746	522	14,652	5,905	8,848	4,710	1,156
Jessamine . . . . .	979	1,057	4	1,142	1,086	1,184	1,000	13
Johnson . . . . .	472	603	86	559	707	467	515	235
Kenton . . . . .	4,370	2,980	13	4,185	2,440	3,416	1,794	14
Knox . . . . .	611	964	6	651	889	506	627	157
Larue . . . . .	1,032	469	40	978	422	713	380	110
Laurel . . . . .	622	905	6	560	660	444	653	51
Lawrence . . . . .	936	726	34	1,048	615	916	723	222
Lee . . . . .	394	418	1	352	367	372	355	5
Leslie . . . . .	57	518	.....	.....	.....	37	323	47
Letcher . . . . .	379	300	.....	.....	.....	365	317	50
Lewis . . . . .	1,075	1,388	94	1,147	1,134	958	1,235	35
Lincoln . . . . .	1,545	1,170	.....	1,547	1,047	1,376	961	9
Livingston . . . . .	868	222	41	1,073	255	833	81	124
Logan . . . . .	1,999	1,488	103	2,242	1,557	2,100	1,187	13
Lyon . . . . .	630	427	96	781	484	547	290	197
Madison . . . . .	2,056	2,003	4	2,236	1,967	2,124	2,089	16
Magoffin . . . . .	553	619	.....	489	436	521	508	.....
Marion . . . . .	1,525	1,623	11	1,632	827	1,155	726	185



COUNTIES—116.	PRESIDENT, 1880.			PRESIDENT, 1876.		GOVERNOR, 1879.		
	Hancock. Dem.	Garfield. Rep.	Weaver. Gr.	Tilden. Dem.	Hayes. Rep.	Blackburn Dem.	Evans. Rep.	Cook. Gr.
Marshall.....	979	196	179	1,311	217	1,004	179	145
Martin.....	304	121	.....	94	235	113	228	8
Mason.....	2,536	1,640	3	2,362	1,518	2,265	1,656	1
McCracken.....	1,537	1,045	18	1,756	943	1,441	556	37
McLean.....	755	337	340	779	306	677	339	227
Meade.....	1,067	317	200	1,227	258	982	117	362
Menifee.....	490	158	1	401	109	445	134	2
Mercer.....	1,591	1,158	11	1,659	1,131	1,392	982	5
Metcalfe.....	736	772	26	718	669	663	752	39
Monroe.....	516	621	275	590	664	447	680	190
Montgomery... ..	1,211	957	1	1,213	869	860	714	4
Morgan.....	1,139	443	.....	1,022	335	1,009	347	14
Muhlenberg.....	1,057	917	339	1,159	950	1,076	954	303
Nelson.....	1,758	949	87	1,886	852	1,323	768	159
Nicholas.....	1,416	901	.....	1,315	762	1,150	761	.....
Ohio.....	1,645	702	336	1,589	1,114	1,679	1,308	180
Oldham.....	901	502	42	956	424	706	334	70
Owen.....	2,644	630	4	2,700	398	2,073	391	23
Owsley.....	222	663	.....	215	526	196	542	.....
Pendleton.....	1,779	1,186	2	1,686	920	1,387	1,018	16
Perry.....	318	559	.....	326	610	226	481	30
Pike.....	1,060	758	11	947	429	927	597	100
Powell.....	343	308	3	344	250	319	260	7
Pulaski.....	1,459	1,860	29	1,652	1,981	825	1,313	214
Robertson.....	696	395	2	689	359	508	309	.....
Rockcastle.....	700	749	69	824	776	463	563	363
Rowan.....	289	281	27	247	298	378	431	11
Russell.....	531	356	143	647	528	441	379	193
Scott.....	1,683	1,299	3	1,827	1,322	1,522	972	9
Shelby.....	1,849	1,039	108	2,135	1,210	1,421	977	235
Simpson.....	1,076	501	2	1,272	597	1,179	582	17
Spencer.....	850	358	1	881	320	519	224	6
Taylor.....	879	537	.....	990	471	553	357	59
Todd.....	1,250	1,201	202	1,395	1,215	1,131	980	207
Trigg.....	1,262	873	9	1,508	994	1,245	67	84
Trimble.....	1,082	151	11	1,058	114	1,157	78	39
Union.....	1,931	614	309	2,200	654	1,758	275	416
Warren.....	2,253	1,703	239	2,652	1,399	2,126	788	307
Washington.....	1,319	1,172	38	1,428	1,014	1,232	1,126	35
Wayne.....	709	523	137	1,050	694	780	615	63
Webster.....	946	393	655	1,270	491	1,019	391	580
Whitley.....	479	962	7	487	987	344	596	16
Wolfe.....	572	348	.....	531	270	527	317	.....
Woodford.....	1,228	1,104	1	1,340	1,080	1,005	720	1
Total.....	147,999	104,550	11,498	159,690	97,156	125,799	81,882	18,954
Plurality.....	43,449			62,634		43,917		
Per cent.....	55.99	39.55	4.35	61.17	37.42	55.50	36.12	8.36
Scattering.....		257		2,762				
Total vote.....		264,304		259,608			226,635	

In 1876, Cooper, Gr., had 1,944 votes for President, and there were 818 scattering.

KENTUCKY—Representatives in Congress.

	1880.			1878.			1880.			1878.		
	Turner. Dem.	Tice. Dem.	Ratliff. Rep.	Turner. I. Dem.	Trim- ble. Dem.	Bag- by. Rep.	Mc- Kenzie. Dem.	Feland. Rep.	Cook. Gr.	Mc- Kenzie. Dem.	Feigh- an. Rep.	Eng- lish. Gr.
1st District.												
Ballard.....	1,429	194	370	1,106	397	266	1,792	2,717	567	1,167	1,011	171
Caldwell....	863	931	259	127	544	357	2,799	1,093	316	1,179	270	223
Calloway....	1,129	348	255	926	551	136	541	118	659	937	83	295
Crittenden.	739	251	785	218	447	522	2,101	1,342	329	780	156	347
Fulton.....	564	153	165	161	167	6	1,441	552	857	992	455	260
Graves.....	1,751	853	859	1,337	913	369	705	282	406	498	184	183
Hickman....	739	373	355	190	528	83	1,057	770	404	619	393	249
Livingston.	745	151	204	320	263	28	1,611	853	564	854	389	258
Lyon.....	398	281	420	38	400	328	1,740	373	440	1,269	68	18
Marshall....	883	117	142	779	338	193	907	254	691	633	180	112
McCracken.	1,219	327	1,013	610	797	737						
Trigg.....	989	265	838	1,066	261	530						
Total.....	11,448	4,244	5,646	6,878	5,611	3,555	14,694	8,354	5,233	8,328	3,189	2,051
Plurality....	5,802			1,267			6,340			5,129		
Per cent....	53.65	19.89	26.45	43.86	34.97	22.1	51.95	29.54	18.50	61.22	23.44	15.07
Total vote		21,338			16,044			28,281			13,603	





LOUISIANA.—State Ticket.

PARISHES—58.	PRESIDENT.						GOVERNOR.	
	1880.		1876.				1879.	
	Han- cock. Dem.	Gar- field. Rep.	Return'g B'd C't.		Democratic Count.		Wiltz. Dem.	Beattie Rep.
			Tilden. Dem.	Hayes. Rep.	Tilden. Dem.	Hayes. Rep.		
Ascension.....	411	1,610	1,197	2,071	1,197	2,071	392	1,846
Assumption.....	796	1,458	1,686	1,691	1,687	1,691	1,506	1,914
Avoyelles.....	1,310	1,280	1,471	1,504	1,470	1,504	1,608	1,355
Baton Rouge, East.....	1,153	970	796	1,466	2,238	1,623	1,595	1,317
Baton Rouge, West.....	330	228	441	912	440	912	838	563
Bienville.....	783	781	956	227	953	227	1,100	.....
Bossier.....	2,144	185	603	1,625	883	1,703	1,531	278
Caddo.....	2,478	8	1,656	2,687	1,654	2,687	2,615	493
Calcasieu.....	784	99	1,252	84	1,298	84	1,474	129
Caldwell.....	529	140	481	211	631	285	682	228
Cameron.....	165	57	246	52	246	52	252	39
Carroll, East.....	209	1,303	592	2,432	592	2,410	193	1,576
Carroll, West.....	247	42					503	56
Catahoula.....	616	158	839	802	907	820	860	482
Claiborne.....	1,353	160	1,392	432	1,576	434	1,730	444
Concordia.....	1,445	245	309	2,523	307	2,523	1,269	1,024
De Soto.....	795	160	513	717	1,304	898	918	8
Felician, East.....	763	116	.....	.....	1,736	.....	1,259	293
Felician, West.....	1,168	131	238	624	1,248	778	1,339	147
Franklin.....	571	15	716	101	789	129	822	1
Grant.....	326	86	.....	.....	518	395	351	106
Iberia.....	600	1,113	925	1,441	1,247	1,452	886	1,363
Iberville.....	524	196	954	2,297	954	2,297	626	2,245
Jackson.....	382	.....	462	23	460	23	602	.....
Jefferson.....	438	981	782	1,761	785	1,761	297	782
Lafayette.....	590	1	633	654	1,156	661	1,205	690
Lafourche.....	1,428	1,693	1,688	1,867	2,005	2,013	1,715	1,866
Lincoln.....	1,115	.....	1,070	331	1,064	331	1,400	.....
Livingston.....	270	72	391	121	769	121	563	80
Madison.....	926	456	328	2,584	332	2,528	2,320	78
Morehouse.....	981	53	394	427	1,377	782	947	164
Natchitoches.....	1,629	524	1,418	2,092	1,761	2,099	1,351	516
Ouachita.....	2,225	18	349	745	1,865	703	13,794	5,860
Orleans.....	17,330	5,859	23,918	14,971	24,963	15,131	1,976	11
Plaquemines.....	735	861	712	1,754	712	1,754	829	1,637
Point Coupee.....	891	759	1,083	1,987	1,082	1,987	1,364	907
Rapides.....	1,748	560	1,619	1,755	1,619	1,751	1,941	899
Red River.....	590	85	412	833	413	822	694	79
Richland.....	1,122	32	194	120	963	277	1,158	22
Sabine.....	433	.....	906	23	906	23	812	7
St. Bernard.....	390	221	336	691	336	691	897	472
St. Charles.....	108	899	229	1,229	263	1,141	114	1,105
St. Helena.....	368	244	649	520	648	520	464	352
St. James.....	599	726	979	1,989	980	1,989	813	1,442
St. John.....	383	1,058	743	1,288	743	1,288	492	1,195
St. Landry.....	2,009	1,086	3,626	2,394	3,746	2,432	3,523	2,467
St. Martin.....	632	948	1,023	1,099	1,023	1,097	849	1,067
St. Mary.....	571	2,179	1,459	2,405	1,484	2,405	515	1,237
St. Tammany.....	431	357	649	551	649	551	605	398
Tangipahoa.....	714	339	855	565	980	505	1,007	1,937
Tensas.....	2,072	578	464	3,207	464	3,207	795	561
Terrebonne.....	1,005	439	1,389	1,969	1,387	1,969	1,944	346
Union.....	1,162	52	1,492	94	1,465	94	1,597	78
Vermillion.....	374	15	909	277	902	277	988	272
Vernon.....	372	.....	469	178	647	.....	688	.....
Washington.....	346	27	514	165	514	165	574	175
Webster.....	861	188	451	670	886	864	588	574
Winn.....	320	.....	550	76	547	76	718	2
Total.....	65,310	31,891	70,508	75,315	82,723	77,174	73,988	43,185
Majority.....	33,419	.....	.....	4,807	6,549	.....	30,803	.....
Per cent.....	67.19	32.80	48.35	51.64	52.03	47.97	63.14	36.85
Total vote.....	97,201		145,823		160,897		117,173	

LOUISIANA.—Representatives in Congress.

1st District.	1880.		1878.	
	Gibson.	Ker.	Gibson.	Caste-llans.
	Dem.	Rep.	Dem.	G. & R.
Orleans, p. of city..	9,288	4,204	11,233	5,732
Plaquemine .....	831	864	949	905
St. Bernard.....	407	224	237	476
Total.....	10,526	5,292	12,419	7,113
Majority.....	5,234		5,306	
Per cent.....	66.54	33.45	63.57	36.41
Total vote.....	15,818		19,535	

2d District.	1880.		1878.	
	Ellis.	Hahn.	Ellis.	Cul-Hahn.
	Dem.	Rep.	Dem.	R. & G. Rep.
Orleans, p. city.	7,953	2,731	8,630	3,553
Jefferson.....	439	970	467	1,049
St. Charles.....	95	1,036	258	288
St. John.....	370	1,072	454	1,036
St. James.....	1,175	913	454	1,468
Total .....	10,032	6,722	10,263	6,076
Majority.....	3,310		4,187	
Per cent.....	59.87	40.12	57.58	34.09
Total vote.....	16,754		17,821	

3d District.	Billiu.	Dar-rall.	Ack-len.	Heb-ert.	Mer-chant.
	Dem.	Rep.	Dem.	Rep.	I. D.
	Ascension.....	418	1,654	1,050	388
Assumption ...	796	1,458	996	1,025	.....
Calcasieu.....	766	111	1,341	.....	41
Cameron.....	138	62	285	.....	47
Iberia.....	528	1,163	887	3	1,447
Iberville.....	651	2,095	421	1,174	185
Lafayette.....	530	436	992	.....	684
Lafourche.....	1,418	1,694	1,283	1,165	.....
St. Martin.....	614	950	923	1,037	5
St. Mary.....	553	2,129	413	798	1,012
Terrebonne.....	1,004	1,689	903	1,573	.....
Vermillion.....	379	110	802	.....	245
Total.....	7,795	13,551	10,296	7,163	3,666
Majority.....		5,756	3,133		
Per cent.....	38.09	61.90	48.27	33.91	17.31
Total vote....	20,437		21,125		

4th District.	1880.		1878.	
	Blan-chard.	Wells.	Elam.	Wells.
	Dem.	Rep.	Dem.	Rep.
Bienville.....	781	.....	1,027	.....
Bossier.....	2,158	170	1,401	45
Caddo.....	2,460	8	1,815	279
De Soto.....	792	.....	1,040	.....
Grant.....	329	83	485	385
Natchitoches.....	1,628	523	2,819	.....
Rapides.....	1,720	583	1,864	1,042
Red River.....	590	83	677	.....
Sabine.....	435	.....	909	2
Vernon.....	372	.....	650	2
Webster.....	861	188	1,128	1
Winn.....	320	.....	608	.....
Total.....	12,446	1,638	14,423	1,756
Majority.....	10,808		12,664	
Per cent.....	88.36	11.63	89.13	10.85
Total vote.....	14,084		16,182	

5th District.	1880.		1878.	
	King.	Lanier.	King.	Lude-ing.
	Dem.	Rep.	Dem.	Rep.
Caldwell.....	524	140	772	34
Carroll, East.....	359	990	137	1,344
Carroll, West.....	251	48	473	55
Catahoula.....	614	140	834	176
Claborne.....	1,368	160	1,515	109
Concordia.....	1,561	701	1,037	955
Franklin.....	579	.....	944	10
Jackson.....	385	.....	467	.....
Lincoln.....	1,114	.....	1,344	.....
Madison.....	927	453	173	1,962
Morehouse.....	972	49	1,102	19
Ouachita.....	2,226	19	2,541	13
Richland.....	1,131	32	1,008	8
Tensas.....	2,115	536	2,795	90
Union.....	1,179	50	1,809	130
Total.....	15,305	3,318	17,251	4,905
Majority.....	11,987		12,346	
Per cent.....	82.18	17.81	77.84	22.13
Scattering.....			128	
Total vote.....	18,623		22,164	

6th District.	1880.		1878.	
	Robert-son.	Smith.	Robert-son.	Lari-more.
	Dem.	Rep.	Dem.	Ind.
Avoyelles.....	1,807	1,265	1,804	1,082
Baton Rouge, East	1,153	998	1,148	1,408
Baton Rouge, West	381	183	275	80
Felician, East....	768	116	994	1
Felician, West....	1,168	.....	1,706	98
Livingston.....	283	66	625	95
Point Coupee.....	1,063	618	1,062	1,034
St. Helena.....	389	240	593	562
St. Laundry.....	1,906	1,199	3,584	2,260
St. Tammany.....	443	357	768	237
Tangipahoa.....	729	339	827	304
Washington.....	346	44	581	444
Total.....	8,036	4,246	13,977	7,605
Majority.....	3,790		6,372	
Per cent.....	65.42	34.57	64.76	35.24
Total vote.....	12,282		21,582	

The Legislature of 1880-81 stands :

	Dem.	Rep.	Ind.	Gr.	Dem. Maj.
Senate.....	31	5	...	...	26
House.....	76	17	2	1	56
Joint Ballot.	107	22	2	1	82



COUNTIES--16.	PRESIDENT.					GOVERNOR.				
	1880.			1876.		SEPT. 13, 1880.		SEPT. 1879.		
	Garfield. Rep.	Hancock. Weaver Fusion.	Weaver Straight Gr.	Hayes. Rep.	Tilden. Dem.	D. F. Davis. Rep.	H. M. Plaisted Fusion.	Davis. Rep.	Smith. Gr.	Garcelon. Dem.
Androscoggin.....	4,974	4,215	207	4,294	3,077	4,817	4,506	4,569	2,500	1,945
Aroostook .....	2,560	2,738	37	1,839	1,262	3,059	3,863	2,573	1,520	1,794
Cumberland .....	10,167	9,339	487	8,831	7,456	9,681	9,731	9,374	4,808	4,223
Franklin .....	2,390	2,178	72	2,116	1,559	2,383	2,306	2,203	1,622	688
Hancock.....	4,314	3,698	137	3,376	2,683	4,413	3,741	3,668	2,104	1,264
Kennebec .....	7,771	5,001	385	6,751	4,093	7,395	5,689	7,367	4,624	1,038
Knox .....	2,880	3,659	415	3,149	2,813	2,899	4,224	2,582	3,307	728
Lincoln .....	2,669	2,890	98	2,263	1,956	2,654	3,003	2,576	1,696	973
Oxford.....	4,354	3,969	251	3,704	3,084	4,427	4,335	4,152	2,893	1,561
Penobscot.....	8,186	6,307	1,157	8,206	5,303	8,234	8,608	7,627	6,691	1,059
Piscataquis.....	1,943	1,330	145	1,799	1,016	1,956	1,638	1,909	1,348	185
Sagadahoc .....	2,932	1,761	31	2,499	1,421	2,747	1,717	2,651	976	555
Somerset .....	4,090	3,526	440	3,919	3,149	4,130	4,315	3,892	3,292	933
Waldo .....	2,748	3,848	220	3,465	2,607	3,010	4,542	2,601	3,713	572
Washington .....	4,361	3,622	98	3,453	2,863	4,495	4,364	4,067	2,128	1,696
York.....	7,700	7,090	228	6,636	5,545	7,297	7,204	6,955	4,368	2,454
Total .....	74,039	65,171	4,408	66,300	49,917	73,597	73,786	68,766	47,590	21,668
Plurality .....	8,868			16,383			189	21,176		
Per cent.....	51.46	45.30	3.06	56.77	42.67	49.77	49.90	49.70	34.40	15.66
Scattering .....			235		824		462			311
Total vote.....		143,853		117,041		147,845		138,335		

Of the 235 scattering Presidential votes in 1880, Neal Dow, Prohibition Temperance Candidate, received 93 votes, while the Prohibition Candidates for Governor received 418 of the 462 scattering.

MAINE.—Representatives in Congress.

	1880.		1878.		Gore. Gr.	4th District.	1880.		1878.	
	Reed. Rep.	Anderson. Dem.	Reed. Rep.	Anderson. Dem.			Boutelle. Rep.	Ladd. Gr. & D.	Powers. Rep.	Ladd. Gr. & D.
1st District.										
Cumberl'd..	9,656	9,674				Aroostook.....	3,076	3,824		
York.....	7,264	7,129				Penobscot.....	8,165	8,592		
Total.....	16,920	16,803	13,483	9,333	6,348	Piscataquis.....	1,951	1,631		
Plurality....	117		4,150			Total.....	13,192	14,047	10,095	12,921
Per cent....	49.78	49.44	46.23	32.00	21.76	Plurality.....		855		2,826
Scattering ..		263				Per cent.....	48.40	51.54	43.85	56.13
Tot. vote..	33,985		29,164			Scattering.....		13		
						Total vote.....	27,252		23,016	
2d District.										
Androsco'n ..	4,826	4,226								
Franklin....	2,389	2,237				5th District.				
Oxford.....	4,450	4,223				Mullen. Rep.	Murch. Gr.	Hale. Rep.	Mar- tin. Dem.	Murch. Gr.
Sagadahoc..	2,752	1,656				Hancock.....	4,405	3,742		
Total.....	14,417	12,342	11,434	3,407	8,472	Knox, p't of	2,028	2,378		
Plurality....	2,075		2,962			Waldo.....	3,036	4,455		
Per cent....	53.60	45.90	49.04	14.61	36.34	Wash'gton..	4,508	4,367		
Scattering ..	129					Total.....	13,977	14,942	10,059	11,406
Tot. vote..	26,888		23,313			Plurality....		965		1,347
						Per cent....	48.33	51.66	42.50	9.28
3d District.						Scattering ..		28		
Kennebec ..	7,469	5,541				Tot. vote..	28,919		23,663	
Knox, p't of	847	1,839								
Lincoln.....	2,657	2,999								
Somerset ...	4,158	4,285								
Total.....	15,131	14,664	11,373	5,895	8,322					
Plurality....	467		3,051							
Per cent....	50.47	48.91	44.44	23.03	32.52					
Scattering ..	183									
Tot. vote..	29,978		25,590							

The Legislature of 1881 stands:			
	Rep.	Fusion D. & G.	Rep. maj.
Senate.....	22	9	13
House.....	84	67	17
Joint Ballot...	106	76	30

COUNTIES—24.	PRESIDENT.				GOVERNOR.		COMPTROLLER.	
	1880.		1876.		1879.		1877.	
	Hancock. Dem.	Garfield. Rep.	Tilden. Dem.	Hayes. Rep.	Hamilton. Dem.	Gary. Rep.	Keating. Dem.	Porter. Rep.
Allegany .....	3,083	3,338	3,303	3,217	2,774	2,971	2,491	1,489
Anne Arundel.....	2,754	2,450	3,130	2,245	3,820	2,212	2,197	2,830
Baltimore city.....	32,672	23,338	32,199	22,058	29,184	17,911	28,687	6,396
Baltimore county...	7,321	5,351	7,304	5,001	6,852	4,144	5,412	3,320
Calvert .....	1,100	912	983	1,025	1,149	659	1,107	894
Caroline.....	1,429	1,209	1,249	1,077	1,620	1,102	1,246	1,384
Carroll.....	3,492	3,138	3,305	2,902	3,395	3,121	2,875	2,549
Cecil .....	2,984	2,673	2,971	2,521	2,927	2,569	2,777	2,117
Charles .....	1,636	1,889	1,657	1,646	1,637	1,797	1,668	1,687
Dorchester.....	2,133	2,241	2,082	1,819	2,434	2,410	2,039	1,978
Frederick .....	5,278	5,764	4,970	5,260	5,153	5,503	4,674	4,940
Garrett.....	1,124	1,210	978	995	1,091	1,124	833	866
Harford .....	3,016	2,476	3,026	2,052	2,444	1,656	2,440	1,459
Howard.....	1,787	1,365	1,641	1,189	1,985	1,421	1,489	996
Kent .....	1,969	1,853	1,937	1,685	2,465	1,742	1,665	1,442
Montgomery .....	3,126	2,497	2,865	2,084	2,592	2,189	1,781	1,351
Prince George's....	2,713	2,672	2,618	2,430	2,709	2,528	2,897	2,381
Queen Anne.....	2,307	1,666	2,149	1,476	2,225	1,554	2,004	1,429
Somerset.....	1,710	1,883	1,914	1,786	1,945	1,991	1,967	1,897
St. Mary's.....	1,530	1,772	1,502	1,540	1,655	1,708	1,495	1,488
Talbot .....	2,148	1,988	1,812	1,808	2,310	1,983	1,900	1,761
Washington .....	4,030	4,080	4,019	3,886	4,176	4,938	3,458	3,704
Wicomico.....	2,058	1,348	2,073	1,089	2,145	1,191	1,856	926
Worcester.....	2,256	1,402	2,093	1,199	2,120	1,096	2,268	1,035
Total .....	93,706	78,515	91,789	71,981	99,767	68,610	89,678	59,315
Majority.....	15,191		19,799		22,157		30,363	
Per cent.....	54.41	45.58	56.04	43.95	56.95	43.04	61.58	38.41
Total vote.....	172,221		163,761		159,377		130,993	

MARYLAND.—Representatives in Congress.

First District.	1880.		1878.		Thrd District, Baltimore City.	1880.		1878.	
	Cov- ington. Dem.	Smith. Rep.	Henry. Dem.	Gra- ham. Rep.		Hob- litzell. Dem.	Horner. Rep.	Kim- Thomp- mel. Dem.	Thomp- son. Labor.
Caroline.....	1,428	1,208	1,052	928	1st Ward.....	2,225	1,799	1,818	966
Dorchester .....	2,116	2,245	1,703	1,667	2d Ward.....	1,463	716	936	367
Kent.....	1,970	1,852	1,693	1,699	3d Ward.....	1,272	1,038	1,474	509
Queen Anne's....	2,309	1,666	1,606	1,296	4th Ward.....	1,026	588	1,080	229
Somerset.....	1,713	1,881	1,138	1,232	5th Ward.....	1,320	1,153	1,099	505
Talbot.....	2,145	1,992	1,477	1,650	6th Ward.....	1,241	1,558	881	694
Wicomico.....	2,065	1,341	1,439	1,072	7th Ward.....	2,345	2,064	1,836	1,087
Worcester .....	2,279	1,347	1,311	893	8th Ward.....	1,697	621	1,120	386
Total .....	16,025	13,532	11,419	10,338	9th Ward.....	1,050	437	1,382	165
Plurality.....	2,493		1,031		Total .....	13,629	9,975	11,676	4,908
Per cent.....	54.01	45.68	52.48	47.51	Plurality.....	3,654		6,768	
Total vote.....	29,667		21,757		Per cent.....	57.56	42.13	70.40	29.59
Webb, Gr., received 110 votes in 1880.					Total vote.....	23,675		16,584	
					In 1880 Onion, Gr., received 71 votes.				
Second District.	1880.		1878.		Fourth District, Baltimore City.	1880.		1878.	
Talbot. Dem.	Web- ster. Rep.	Talbot. Dem.	Milli- gan. I. D.	Mc- Lane. Dem.		Maund. Rep.	Mc- Lane. Dem.	Hol- land. Rep.	
Balt're co., 11th dis... 5.984	4,785	4,023	1,376	86	10th Ward.....	1,109	690	974	297
Carroll..... 3,444	3,156	2,175	1,050	39	11th Ward.....	1,196	1,001	817	526
Cecil .....	2,946	2,706	1,796	844	12th Ward.....	1,361	981	839	459
Harford .... 2,614	2,825	1,832	328	654	13th Ward.....	1,028	853	971	422
Total .....	14,988	13,472	9,826	3,593	14th Ward.....	1,094	895	827	515
Plurality....	1,516		6,228		15th Ward.....	1,318	1,114	1,121	548
Per cent.....	52.49	47.18	66.87	25.17	16th Ward.....	1,711	1,742	1,511	937
Total v... 28,549			14,692		18th Ward.....	2,369	2,233	1,550	1,094
Scattering votes in 1880, 89.					19th Ward.....	2,673	2,224	1,499	980
					20th Ward.....	1,843	1,807	1,135	893
					Total .....	15,792	13,540	11,064	6,671
					Plurality .....	2,162		4,393	
					Per cent.....	53.69	46.30	58.44	35.55
					Total vote .....	29,242		18,769	
					In 1878 Quigley, Labor Gr. received 627 votes; Gittings, Ind., 398 votes.				



MARYLAND.—Representatives in Congress.—Continued.

Fifth District.	1880.		1878.		Sixth District.	1880.		1878.	
	Chapman, Dem.	Wilmer, Rep.	Hinkle, Dem.	Crane, Rep.		Schley, Dem.	Urner, Rep.	Peter, Dem.	Urner, Rep.
Anne Arundel.....	2,714	2,447	2,873	1,541	Allegany .....	3,663	3,529	1,851	2,200
Balto. City, 17th W.	1,804	906	1,619	479	Frederick .....	5,154	5,848	3,995	5,326
Balto. co., 1st and 13th Districts....	1,094	749	662	397	Garrett.....	1,122	1,208	878	876
Calvert .....	1,133	873	948	916	Montgomery .....	3,066	2,564	2,528	2,255
Charles.....	1,706	1,839	1,395	1,711	Washington .....	3,929	4,189	3,185	3,461
Howard.....	1,774	1,370	1,157	828	Total .....	16,339	17,138	12,437	14,168
Prince George's ...	2,694	2,679	1,832	2,105	Plurality .....		799		1,731
St. Mary's .....	1,529	1,772	1,072	1,692	Per cent.....	48.15	50.51	46.74	53.25
Total .....	14,451	12,665	11,558	9,679	Total vote.....		33,928		26,605
Plurality.....	1,786		1,879		In 1880 Sener, Gr., received 451 votes.				
Per cent.....	53.29	46.70	54.42	45.57					
Total vote.....		27,183		21,237					
In 1880 Bryan, Gr., received 67 votes.									

The Legislature of 1880-81 stands:	Senate.....	Dem.	Rep.	Dem. maj.
House.....	64	20	44	
Joint ballot.....	85	25	60	

MASSACHUSETTS.--State Ticket.

COUNTIES—14.	PRESIDENT.					GOVERNOR.					
	1880.			1876.		1880.			1879.		
	Garfield, Rep.	Hancock, Dem.	Weaver, Gr.	Hayes, Rep.	Tilden, Dem.	John D. Long, Rep.	Chas. P. Thompson, Dem.	Sargeant Gr.	John D. Long, Rep.	B. F. Butler, In. Rep. Dem.	Adams, R. Dem.
Barnstable .....	3,473	956	6	3,493	785	3,515	953	9	2,628	1,204	161
Berkshire.....	6,387	5,033	5	6,015	5,478	6,395	5,021	8	5,072	3,623	769
Bristol.....	13,418	6,176	215	11,576	5,814	13,325	6,147	215	8,645	6,922	309
Dukes.....	576	174		399	149	596	171		567	233	51
Essex.....	22,550	16,428	1,808	21,686	14,895	22,327	16,630	1,885	15,711	17,860	1,643
Franklin .....	4,023	2,097	122	4,072	2,257	4,078	2,086	126	3,191	2,274	329
Hampden .....	8,673	6,195	124	7,963	6,635	8,655	6,200	124	6,308	6,114	651
Hampshire.....	5,025	2,111	112	5,018	2,507	5,025	2,071	120	3,672	2,767	207
Middlesex.....	30,339	19,799	870	27,301	19,561	30,346	19,639	940	23,084	19,957	1,554
Nantucket .....	395	108		379	103	395	108	1	262	56	27
Norfolk.....	10,018	6,512	183	8,963	6,655	10,026	6,427	212	7,769	5,822	734
Plymouth .....	8,942	4,660	323	8,310	4,518	8,786	4,569	352	7,021	4,459	705
Suffolk .....	28,344	28,862	313	22,837	25,101	28,468	28,711	368	20,262	24,883	1,665
Worcester .....	23,042	12,849	467	22,051	14,319	22,968	12,770	504	18,559	12,975	1,184
Total .....	165,205	111,960	4,548	150,063	108,777	164,825	111,410	4,864	122,751	109,149	9,989
Plurality .....	53,245			41,286		53,245			13,692		
Per cent.....	58.47	39.62	1.60	57.97	42.08	58.39	39.47	1.72	50.38	44.79	4.09
Prohibition.....		682					1,059			1,645	
Scattering votes.....		117		779			88			108	
Total vote.....		282,512		259,619		282,246			243,649		

	Republicans.	Democrats.	Rep. Plurality.
For Lieutenant-Governor.....	Byron Weston.....164,872	A. E. Thompson...110,598	54,274
For Secretary of State.....	Henry B. Peirce.....165,999	M. T. Donohoe.....110,452	55,547
For Treasurer.....	Daniel A. Gleason...165,837	Francis J. Parker...111,110	54,727
For Auditor.....	Charles R. Ladd.....165,472	Charles R. Field...110,952	54,520
For Attorney-General.....	George Marston ....165,666	Patrick A. Collins..110,251	55,415

The Legislature of 1881 stands:	Senate.....	Rep.	Dem.	Gr.	Rep. maj.
House.....	192	47	1	144	
Joint Ballot.....	227	52	1	174	

## MASSACHUSETTS.—Representatives in Congress.

1880.		1878.	
1st Dist.—W. W. Crapo, Rep.....	16,384	1st Dist.—William W. Crapo, Rep.....	12,575
Chas. G. Davis, Dem.....	6,669	Matthias Ellis, Dem.....	7,383
Scattering.....	440	Scattering.....	249
Total vote.....	23,493	Total vote.....	20,207
Rep. maj. over all.....	9,275	Rep. maj. over all.....	4,943
2nd Dist.—Ben. W. Harris, Rep.....	17,047	2nd Dist.—Benjamin W. Harris, Rep.....	14,579
Edgar E. Dean, Gr.....	9,718	Edgar E. Dean, Gr.....	5,472
Scattering.....	394	Edward Avery, Dem.....	4,374
Total vote.....	27,159	Scattering.....	538
Rep. maj. over all.....	6,935	Total vote.....	24,963
3rd Dist.—A. A. Ranney, Rep.....	13,132	Rep. maj. over all.....	4,195
Axel Dearborn, Dem.....	12,073	3rd Dist.—Walbridge A. Field, Rep.....	10,919
Scattering.....	99	Benj. Dean, Dem. and Gr.....	10,473
Total vote.....	25,304	Scattering.....	221
Rep. maj. over all.....	960	Total vote.....	21,618
4th Dist.—Leopold Morse, Dem.....	10,616	Rep. maj. over all.....	220
F. B. Hayes, Rep.....	10,501	4th Dist.—Leopold Morse, Dem.....	11,647
Scattering.....	364	Martin Brimmer, Rep.....	7,654
Total vote.....	21,481	Scattering.....	119
Dem. plurality.....	115	Total vote.....	19,420
5th Dist.—Selwyn Z. Bowman, Rep.....	16,688	Dem. maj. over all.....	3,874
Lucius Beebe, Dem.....	11,729	5th Dist.—Selwyn Z. Bowman, Rep.....	15,308
J. N. Buffum.....	1,359	Nathan Clark, Gr and D.....	10,653
Scattering.....	43	Scattering.....	336
Total vote.....	29,819	Total vote.....	26,297
Rep. maj. over all.....	3,557	Rep. maj. over all.....	4,319
6th Dist.—E. F. Stone, Rep.....	14,124	6th Dist.—George B. Loring, Rep.....	10,339
E. M. Boynton, Gr. and D.....	11,900	E. Moody Boynton, Gr.....	10,226
Scattering.....	27	James H. Carlton, Dem.....	2,658
Total vote.....	26,051	Scattering.....	52
Rep. majority.....	2,197	Total vote.....	23,275
7th Dist.—W. A. Russel, Rep.....	14,982	Rep. plurality.....	113
S. N. Aldrich, Dem.....	10,027	7th Dist.—William A. Russell, Rep.....	13,169
Scattering.....	461	John K. Tarbox, Dem.....	7,700
Total vote.....	25,470	Samuel M. Stevens, Gr.....	2,441
Rep. maj. over all.....	4,494	Scattering.....	161
8th Dist.—J. W. Candler, Rep.....	16,644	Total vote.....	23,471
C. T. Russell, Dem.....	11,542	Rep. maj. over all.....	2,867
Scattering.....	433	8th Dist.—William Claflin, Rep.....	14,300
Total vote.....	28,619	Isaac Bradford, D. and Gr.....	11,758
Rep. maj. over all.....	4,669	Scattering.....	258
9th Dist.—W. W. Rice, Rep.....	14,935	Total vote.....	26,316
M. J. McCafferty, Dem.....	8,925	Rep. maj. over all.....	2,284
Scattering.....	433	9th Dist.—William W. Rice, Rep.....	13,295
Total vote.....	24,293	Eli Thayer, Gr. and Dem.....	8,960
Rep. maj. over all.....	5,577	Scattering.....	271
10th Dist.—Amasa Norcross, Rep.....	15,608	Total vote.....	22,526
H. E. Alford, Dem.....	8,627	Rep. maj. over all.....	4,064
Scattering.....	613	10th Dist.—Amasa Norcross, Rep.....	13,051
Total vote.....	24,848	Wilber F. Whitney, Ind. D.....	6,746
Rep. maj. over all.....	6,368	James S. Grinnell, Dem.....	3,609
11th Dist.—Geo. D. Robinson, Rep.....	14,235	Scattering.....	124
A. C. Woodward, Dem.....	10,007	Total vote.....	23,530
Scattering.....	168	Rep. maj. over all.....	2,572
Total vote.....	24,410	11th Dist.—George D. Robinson, Rep.....	10,927
Rep. maj. over all.....	4,060	Edward H. Lathrop, Gr.....	7,994
		Jarvis N. Dunham, Dem.....	2,069
		Scattering.....	270
		Total vote.....	21,260
		Rep. maj. over all.....	594



MICHIGAN—State Ticket.

COUNTIES—77.	PRESIDENT, 1880.			PRESIDENT, 1876.		GOVERNOR, 1880.			GOVERNOR, 1878.		
	Garfield. Rep.	Hancock. Dem.	Weaver. Gr.	Hayes. Rep.	Tilden. Dem.	Jerome. Rep.	Holloway. Dem.	Woodman. Gr.	Croswell. Rep.	Barnes. Dem.	Smith. Gr.
Alcona.....	386	252	9	155	162	373	263	9	215	219	18
Allegan.....	4,693	2,376	1,209	4,281	3,169	4,632	2,383	....	3,205	363	3,170
Alpena.....	960	834	38	629	635	958	836	....	618	719	101
Antrim.....	600	153	215	475	280	592	156	....	377	37	224
Baraga.....	173	224	....	218	232	165	232	....	133	205	....
Barry.....	3,083	1,020	2,129	2,966	1,902	3,056	1,028	2,137	2,224	553	2,286
Bay.....	2,404	2,068	1,734	2,408	2,840	2,367	2,434	1,645	1,387	1,592	1,909
Benzie.....	449	170	142	474	186	448	178	....	324	41	234
Berrien.....	4,535	3,536	540	4,188	3,679	4,438	3,614	545	3,241	2,199	1,434
Branch.....	4,121	1,195	1,626	3,938	2,370	4,059	1,281	1,582	3,013	362	2,966
Calhoun.....	5,187	3,143	844	5,167	6,885	5,114	3,156	891	3,422	1,517	2,427
Cass.....	2,859	2,180	415	2,750	2,336	2,841	2,216	396	2,325	1,414	899
Charlevoix...	784	304	78	411	205	777	287	98	476	94	153
Cheboygan...	606	541	99	262	445	598	550	....	262	276	....
Chippewa.....	396	347	2	172	195	375	363	....	272	308	....
Clare.....	488	370	44	272	236	470	384	....	249	144	156
Clinton.....	3,299	2,797	756	3,247	3,074	3,205	2,813	826	2,446	2,124	1,100
Crawford....	183	142	20	....	....	182	140	25	....	....	....
Delta.....	708	441	6	505	452	646	491	....	572	260	7
Eaton.....	4,195	2,681	809	4,010	2,903	4,135	2,661	865	3,139	1,225	2,140
Emmet.....	814	495	118	312	426	819	494	118	402	357	155
Genesee.....	4,934	3,086	925	5,044	3,736	4,875	3,119	925	3,598	1,811	1,982
Gladwin.....	160	243	7	84	162	167	237	....	164	71	65
Gr'd Traverse	1,356	428	70	1,000	330	1,350	426	2	864	1.1	302
Gratiot.....	2,548	1,489	965	2,150	1,312	2,523	1,483	909	1,646	787	1,158
Hillsdale....	4,909	1,351	1,365	5,109	2,329	4,755	2,135	1,290	3,875	743	2,913
Houghton....	2,100	1,311	....	2,266	1,439	1,959	1,436	....	1,880	1,141	....
Huron.....	1,713	1,245	42	1,269	1,036	1,634	1,289	....	976	705	240
Ingham.....	3,984	3,412	1,005	4,058	3,994	3,919	3,391	886	3,141	2,646	1,584
Ionia.....	4,210	2,542	1,257	4,308	3,230	4,119	2,546	1,315	2,864	1,261	2,227
Iosco.....	809	513	5	467	369	782	539	....	465	314	161
Isabella....	1,438	996	129	1,021	720	1,448	993	....	844	439	427
Isle Royal...	....	....	....	12	44	....	....	....	No ret	urns.	....
Jackson.....	4,486	3,743	1,810	4,913	5,254	4,329	3,870	1,893	3,051	1,829	3,570
Kalamazoo...	4,478	3,044	550	4,496	3,583	4,357	3,150	548	3,480	2,286	1,074
Kalkaska....	496	170	31	384	130	495	170	....	322	154	101
Kent.....	8,313	5,115	3,037	7,403	5,678	7,877	5,624	2,933	5,691	1,633	6,076
Keweenaw...	591	262	....	735	414	579	274	....	482	307	29
Lake.....	579	266	6	414	209	564	264	....	312	105	122
Lapeer.....	3,440	2,606	171	3,230	2,498	3,397	2,629	170	2,619	1,906	349
Leelanaw....	591	545	83	634	412	625	563	82	394	306	156
Lenawee....	6,451	5,246	402	6,540	5,564	6,252	5,325	379	4,710	2,894	2,421
Livingston...	2,879	2,819	231	2,735	2,929	2,851	2,823	238	2,387	2,514	260
Mackinac....	....	....	....	74	204	145	297	....	55	188	....
Macomb.....	3,137	3,218	201	3,009	3,453	3,686	3,266	193	2,036	2,391	615
Manistee....	1,189	870	240	896	811	1,138	917	....	591	816	354
Manitou.....	34	139	....	40	94	34	139	....	33	154	10
Marquette...	2,434	1,271	14	2,308	1,750	2,353	1,348	14	1,985	997	104
Mason.....	1,267	766	76	933	680	1,243	789	....	670	384	398
Mecosta.....	1,621	852	275	1,342	926	1,518	979	248	1,192	311	729
Menominee...	1,380	880	4	393	351	1,270	988	....	675	473	85
Midland.....	761	405	355	655	484	767	407	....	607	130	554
Missaukee...	266	121	37	159	108	264	124	....	169	37	47
Monroe.....	3,178	3,701	224	3,032	3,893	3,104	3,759	233	2,184	2,674	1,238
Montcalm....	4,163	2,770	763	3,106	2,445	4,097	2,869	727	2,230	1,140	1,494
Muskegon...	2,807	1,680	358	2,255	1,511	2,668	1,795	382	1,730	558	880
Newaygo....	1,492	625	994	1,315	801	1,407	840	1,020	964	282	1,147
Oakland.....	5,370	5,150	318	5,053	5,313	5,304	5,212	294	4,133	4,192	1,018
Oceana.....	1,481	482	501	1,365	599	1,401	542	491	920	179	...
Ogemaw.....	264	191	58	101	87	263	188	....	76	122	100
Ontonagon...	228	218	25	201	321	217	223	25	184	236	65
Osceola.....	1,225	581	23	804	620	1,180	612	....	598	220	262
Otsego.....	328	217	81	184	145	324	222	82	251	118	191
Ottawa.....	3,284	2,019	784	4,401	2,620	3,196	2,129	758	2,390	1,056	1,719
Presque Isle..	216	145	....	153	168	214	147	....	198	195	....
Roscommon..	235	596	90	54	184	355	576	....	No ret	urns.	....
Saginaw.....	5,207	5,304	609	4,182	4,850	4,994	5,506	580	2,767	3,099	1,960

COUNTIES—77.	PRESIDENT, 1880.			PRESIDENT, 1876.		GOVERNOR, 1880.			GOVERNOR, 1878.		
	Garfield. Rep.	Hancock. Dem.	Weaver. Gr.	Hayes. Rep.	Tilden. Dem.	Jerome. Rep.	Hol-loway. Dem.	Wood-man. Gr.	Cros-well. Rep.	Barnes. Dem.	Smith. Gr.
Sanilac.....	2,238	1,296	186	1,896	1,829	2,192	1,331	198	1,453	630	714
Schoolcraft...	157	41	....	121	103	158	41	....	81	41	....
Shiawassee...	3,347	1,972	1,167	3,192	2,469	3,228	2,073	1,160	2,522	1,679	1,005
St. Clair.....	4,219	3,429	758	4,067	3,710	4,086	3,570	748	2,998	2,404	1,466
St. Joseph....	3,144	2,102	1,231	3,165	2,490	3,062	2,014	1,387	2,263	909	2,517
Tuscola.....	2,999	1,517	358	2,463	1,284	2,974	1,579	325	1,977	594	1,094
Van Buren....	4,131	2,004	1,062	4,046	2,599	3,988	2,099	1,092	3,016	1,025	2,195
Washtenaw...	4,629	4,957	333	4,565	5,117	4,463	5,133	307	3,338	3,239	1,302
Wayne.....	16,157	15,064	718	12,578	15,076	13,943	17,242	....	9,337	9,967	4,917
Wexford.....	1,111	406	128	618	318	1,071	464	114	590	111	437
Total.....	185,190	131,300	34,795	166,901	141,595	178,944	137,671	31,085	126,280	78,503	73,313
Plurality.....	53,890			25,306		41,273			47,777		
Per cent.....	52.54	37.26	9.87	52.27	44.91	50.66	38.97	8.80	44.65	27.76	25.04
Scattering..		1,156		9,829			5,505			4,669	
Total vote..		352,441		316,689			353,205			282,765	

Of the scattering vote in 1876, Cooper, Gr., received 9,000 votes.

In 1879, on Judge of Supreme Court, the Republicans polled 132,313 votes, and the Democratic and Greenback (Fusion) ticket, 126,270 votes.

MICHIGAN—Representatives in Congress.

	1880.							1878.						
	H. Lord.	W. Mabury.	W. C. Dem.	L. E. Stove.	New-berry.	Wil-liams.	Hef-ron.	G. W. Webber.	L. H. Ran-dall.	J. C. Blan-chard.	Stone.	Hoyt.	Com-stock.	
1st District.														
Wayne.....	15,962	15,288		628	9,894	8,567	5,760							
Plurality...	574				1,327									
Per cent....	49.91	48.12	1.96	41.16	35.26	23.72								
Total vote		31,978			24,275									
2d District.														
Hillsdale...	4,857	2,435		914	3,805	959	2,772							
Lenawee....	6,568	5,431		265	4,647	2,920	2,444							
Monroe.....	3,175	3,717		....	2,240	2,510	1,233							
Washtenaw	4,605	5,013		....	3,520	3,168	1,293							
Total.....	18,945	16,596		1,179	14,312	9,557	7,712							
Plurality...	2,249				4,755									
Per cent....	50.64	44.37	3.15	44.48	29.70	23.97								
Scattering..		686			559									
Total vote		37,406			32,170									
3d District.														
Barry.....	3,072	779		2,240	2,185	554	2,284							
Branch.....	4,106	1,081		1,748	2,907	664	2,524							
Calhoun....	5,184	2,915		1,067	3,171	1,807	2,171							
Eaton.....	4,241	1,677		1,608	3,104	1,344	1,972							
Jackson....	4,564	3,287		2,196	3,014	1,972	3,396							
Total.....	21,267	9,739		8,959	14,381	6,341	12,347							
Plurality...	11,528				2,034									
Per cent....	52.90	24.22	22.28	41.63	18.36	35.75								
Scattering..		234			1,460									
Total vote		40,199			34,529									
4th District.														
Berrien....	4,553	3,523		533	3,202	2,241	1,415							
Cass.....	2,556	2,157		425	2,271	1,466	876							
Kalamazoo.	4,459	2,976		572	3,458	2,376	999							
St. Joseph..	3,134	1,840		1,500	2,240	1,094	2,331							
Van Buren.	4,094	1,928		1,163	3,065	994	2,170							
Total.....	19,096	12,424		4,193	14,236	8,171	7,791							
Plurality...	6,672				6,065									
Per cent....	53.43	34.76	11.73	47.11	27.04	25.77								
Scattering..		24			19									
Total vote		33,737			30,217									
5th District.														
Allegan....	4,657	1,806		1,789	3,185	252	3,285							
Ionia.....	4,262	666		3,048	2,954	890	2,510							
Kent.....	7,879	5,395		3,227	5,870	1,036	6,449							
Muskegon..	2,737	1,496		605	1,609	506	1,041							
Ottawa.....	3,289	2,072		837	2,365	784	1,988							
Total.....	22,824	11,435		9,506	15,983	3,468	15,273							
Plurality...	11,389				710									
Per cent....	52.12	26.11	21.71	45.75	9.92	43.75								
Scattering..		18			209									
Total vote		43,783			34,933									
6th District.														
Clinton....	3,305	2,771		766	2,378	2,260	1,039							
Genesee....	4,747	2,126		2,173	3,771	1,794	1,891							
Ingham....	3,983	3,387		1,031	3,250	2,655	1,452							
Livingston.	2,820	2,914		192	2,454	2,507	218							
Oakland....	5,371	5,090		363	4,382	4,101	891							
Shiawassee	3,325	1,947		1,165	2,224	2,233	780							
Total.....	23,551	18,235		5,690	18,459	15,549	6,271							
Plurality...	5,316				2,710									
Per cent....	49.50	38.33	11.96	45.08	37.99	15.56								
Scattering..		93			661									
Total vote		47,569			40,940									
7th District.														
Huron.....	1,773	1,194		34	1,007	742	191							
Lapeer....	3,390	2,676		138	2,610	1,936	341							
Macomb....	3,090	3,283		184	2,012	2,437	617							
Sanilac....	2,183	1,329		179	1,392	719	686							
St. Clair....	4,182	3,512		713	2,953	2,473	1,420							
Tuscola....	2,872	1,812		180	1,965	633	1,061							
Total.....	17,490	13,806		1,423	11,939	8,940	4,316							
Plurality...	3,684				2,999									
Per cent....	53.41	42.16	4.36	47.35	35.43	17.11								
Scattering..		18			19									
Total vote		32,742			25,214									



MICHIGAN—Representatives in Congress. (Continued.)

9th District.	R. G. Horr.	T. E. Tarsney.	W. Horr. Smith.	Thomp-son.	Hoyt.	J. H. Hubbell.	E. S. Pratt.	G. Par-melee.	Hub-bell.	Power.	Par-melee.
	Rep.	Dem.	Gr.	Rep.	Dem.	Rep.	Dem.	Gr.	Rep.	Dem.	Gr.
Aleona.....	388	250	8	217	210	598	198	171	351	36	249
Alpena.....	948	835	48	609	723	180	219	....	156	183	....
Bay.....	2,483	2,398	1,568	1,402	1,607	430	192	141	314	31	247
Cheboygan.	587	571	82	261	272	793	276	95	503	61	152
Clare.....	451	412	41	245	135	358	325	....	271	310	....
Emmet.....	809	603	4	401	368	181	141	24	....	....	....
Gladwin....	147	260	5	145	62	724	414	....	580	254	....
Gratiot....	2,526	1,780	686	1,626	792	1,327	498	8	798	101	384
Iosco.....	766	540	8	459	302	2,107	1,283	....	1,820	1,183	....
Isabella....	1,375	1,089	81	844	441	495	181	....	323	110	135
Midland....	758	514	241	595	129	610	237	....	441	374	1
Montealm..	4,140	3,067	492	2,180	1,135	583	264	1	301	111	126
Ogemaw....	280	173	57	117	71	643	564	72	367	296	191
Presque Isle	209	151	....	186	194	143	298	....	47	184	....
Roscommon	534	413	72	....	....	1,176	1,098	....	591	803	358
Saginaw....	4,829	5,801	436	2,706	3,130	36	137	....	33	154	....
Total.....	21,224	18,857	3,829	11,993	9,571	2,449	1,255	....	2,021	1,000	46
Plurality..	2,367	....	....	2,422	....	1,259	832	....	629	379	439
Per cent... 43.33	42.94	8.71	39.71	31.69	28.14	1,592	1,020	91	1,179	306	744
Scattering.	4	....	....	137	....	1,304	900	....	800	479	2
Total vote	43,914	....	....	30,201	....	268	121	21	157	....	43
The Legislature of 1881-82 stands:											
Senate....	30	2	....	....	28	1,549	1,796	12	964	264	1,172
House....	86	13	1	....	72	1,479	959	....	913	133	748
Joint Ballot	116	15	1	....	100	306	147	14	182	224	65
Total..... 23,437 14,642 800 15,264 7,478 6,014											
Plurality... 8,795 7,786											
Per cent... 60.09 37.54 2.05 52.75 25.84 20.78											
Scattering. 121 179											
Total vote 30,000 28,935											

MINNESOTA—State Ticket.

COUNTIES—75.	PRESIDENT, 1880.		PRESIDENT, 1876.		COUNTIES—75.	PRESIDENT, 1880.		PRESIDENT, 1876.	
	Garfield. Rep.	Hancock Dem.	Hayes. Rep.	Tilden. Dem.		Garfield. Rep.	Hancock Dem.	Hayes. Rep.	Tilden. Dem.
Aitken.....	45	24	37	17	Le Sueur.....	1,283	1,832	1,037	1,635
Anoka.....	975	523	725	487	Lincoln.....	468	112	88	18
Becker.....	693	138	490	99	Lyon.....	1,141	195	520	73
Benton.....	251	355	164	272	McLeod....	1,111	1,031	808	823
Big Stone...	450	254	104	2	Marshall....	127	85	....	....
Blue Earth...	2,729	1,821	2,310	2,039	Martin.....	863	190	635	160
Brown.....	1,293	708	832	682	Meeker.....	1,334	564	1,209	487
Carlton.....	216	229	139	110	Mille Lacs...	265	101	171	68
Carver.....	1,294	1,148	933	1,374	Morrison....	459	667	216	383
Cass.....	131	68	25	13	Mower.....	2,088	861	1,969	955
Chippewa....	860	161	599	48	Murray.....	557	134	235	42
Chisago.....	1,246	252	1,019	244	Nicollet....	1,273	734	116	677
Clay.....	920	349	390	115	Nobles.....	693	227	479	63
Cottonwood..	717	128	386	76	Olmsted....	2,486	1,558	2,520	1,581
Crow Wing...	328	227	152	109	Otter Tail...	2,628	772	1,629	462
Dakota.....	1,610	1,742	1,599	2,172	Pembina....	....	....	26	....
Dodge.....	1,702	600	1,673	657	Pine.....	221	235	139	152
Douglas.....	1,428	295	1,101	305	Pipestone...	358	171	....	....
Faribault....	1,863	734	1,591	605	Polk.....	1,638	667	273	82
Fillmore....	3,216	846	3,825	1,752	Pope.....	924	111	776	78
Freeborn....	2,461	625	2,195	536	Ramsey.....	4,334	4,586	2,671	3,829
Goodhue....	4,040	1,354	4,227	1,377	Redwood....	866	217	434	112
Grant.....	596	43	269	28	Renville....	1,452	598	930	284
Hennepin....	8,036	4,105	5,641	4,871	Rice.....	2,493	1,761	2,377	1,541
Houston.....	1,907	1,297	1,988	1,446	Rock.....	653	165	518	69
Isanti.....	839	64	741	94	St. Louis....	698	418	484	259
Jackson.....	767	126	522	69	Scott.....	834	1,776	636	1,732
Kanabec....	101	48	109	29	Sherburne...	212	431	432	208
Kandiyohi...	1,608	150	1,457	158	Sibley.....	970	1,061	729	972
Kittson....	158	73	....	....	Stearns....	1,415	2,469	1,117	2,413
Lac Qui Parle	878	47	351	20	Steele.....	1,642	944	1,588	948
Lake.....	20	....	17	....	Stevens....	638	513	199	101

MINNESOTA—State Ticket. (Continued.)

COUNTIES—75.	PRESIDENT, 1880.		PRESIDENT, 1876.		COUNTIES—75.	PRESIDENT, 1880.		PRESIDENT, 1876.	
	Garfield. Rep.	Hancock Dem.	Hayes. Rep.	Tilden. Dem.		Garfield. Rep.	Hancock Dem.	Hayes. Rep.	Tilden. Dem.
Swift.....	899	566	595	154	Winona.....	2,572	2,555	2,656	2,928
Todd.....	664	361	446	297	Wright.....	2,110	1,317	1,482	1,280
Traverse.....	118	85	.....	.....	Yell'wMedic'e	854	70	529	36
Wabashaw...	2,040	1,867	2,087	1,752	Total.....	93,903	53,315	72,955	48,787
Wadena.....	366	107	56	18	Majority.....	40,588	.....	24,168	.....
Waseca.....	1,381	963	1,128	743	Per cent.....	62.28	35.36	58.70	39.38
Washington..	2,067	1,508	1,689	1,335	Scattering....	3,553	.....	2,552	.....
Watonwan...	745	220	549	195	Total vote..	150,771	.....	124,294	.....
Wilkin.....	261	94	90	42					

Weaver, Greenback, had 3,267 votes in 1880; per cent, 2.16. Cooper, Greenback, received 2,389 votes of the 2,552 scattering in 1876.

MINNESOTA—Representatives in Congress.

	1880.			1878.			1880.		1878.	
	Dun-nell. Rep.	Wells. Dem.	Ward. Rep.	Dun-nell. Rep.	Mei-ghen. Gr.		Wash-burn. Rep.	Sibley. Dem.	Wash-burn. Rep.	Don-nelly. Dem.
1st District.						3d District.				
Blue Earth...	1,897	1,706	929	1,583	1,544	Aitkin.....	43	26	22	21
Cottonwood..	656	118	71	570	63	Anoka.....	995	477	618	506
Dodge.....	999	583	676	1,241	625	Becker.....	674	153	385	202
Faribault....	1,255	649	667	920	703	Benton.....	241	356	147	274
Fillmore.....	2,379	1,536	523	2,030	2,184	Big Stone....	380	317	152	65
Freeborn....	1,406	304	1,096	1,594	561	Carlton.....	198	246	124	150
Houston.....	1,660	1,280	259	1,539	1,252	Cass.....	136	62	.....	.....
Jackson.....	619	125	154	412	55	Chisago.....	1,240	253	676	188
Martin.....	810	174	64	572	185	Clay.....	836	433	556	203
Mower.....	1,545	890	524	1,113	1,119	Crow Wing....	324	229	160	153
Murray.....	458	167	117	249	26	Douglas.....	1,385	342	682	489
Nobles.....	543	186	118	338	127	Grant.....	572	59	262	45
Olmsted.....	2,212	1,533	280	1,787	1,019	Hennepin....	8,134	3,991	6,333	2,849
Pipestone....	319	190	44	.....	.....	Isanti.....	835	67	528	137
Rock.....	616	160	45	528	185	Kanabec.....	97	51	109	24
Steele.....	1,544	848	184	1,405	845	Kittson.....	176	55	.....	.....
Waseca.....	484	467	1,366	556	743	Lac qui Parle..	851	71	273	114
Watonwan...	531	202	225	726	177	Lake.....	20	.....	29	.....
Winona.....	2,459	2,350	314	1,556	1,435	Marshall....	146	59	.....	.....
Total.....	22,392	13,768	7,656	18,729	12,848	Meeker.....	1,292	664	946	914
Plurality.....	8,624	.....	.....	5,861	.....	Mille Lacs....	265	86	111	184
Per cent.....	49.02	30.14	16.76	59.31	40.68	Morrison....	437	665	145	396
Scattering....	1,856	.....	.....	.....	.....	Otter Tail....	2,355	1,041	904	755
Total vote..	45,672	.....	.....	31,577	.....	Pine.....	208	247	159	188
2d District.						Polk.....	1,550	746	*822	*182
Brown.....	1,202	814	570	723	.....	Pope.....	878	148	479	242
Carver.....	1,155	1,284	654	1,250	.....	Ramsey.....	3,256	5,156	1,621	4,191
Chippewa....	824	196	340	92	.....	St. Louis....	672	450	410	209
Dakota.....	1,846	2,045	1,035	1,397	.....	Sherburne....	429	226	317	267
Goodhue....	3,722	1,637	1,937	1,484	.....	Stearns.....	1,269	2,589	558	1,951
Kandiyohi..	1,581	340	522	307	.....	Stevens.....	581	563	168	350
Le Sueur....	1,364	1,894	837	1,484	.....	Todd.....	633	372	265	166
Lincoln....	462	119	180	39	.....	Traverse.....	122	80	12	9
Lyon.....	1,103	227	506	186	.....	Wadena.....	304	169	126	50
McLeod....	1,015	1,122	717	1,032	.....	Washington...	1,845	1,719	1,377	1,129
Nicollet....	1,145	856	611	487	.....	Wilkin.....	243	110	131	69
Redwood....	795	288	387	218	.....	Wright.....	1,988	1,400	1,125	1,291
Renville....	1,208	835	450	424	.....	Yellow Medicine	798	126	494	61
Rice.....	2,416	1,813	1,716	1,119	.....	Total.....	36,428	23,804	21,036	18,024
Seott.....	1,013	1,596	823	1,291	.....	Plurality.....	12,624	.....	3,016	.....
Sibley.....	655	1,365	322	1,266	.....	Per cent.....	59.67	38.99	53.85	46.13
Swift.....	921	545	499	302	.....	Scattering....	811	.....	.....	.....
Wabashaw....	2,081	1,831	1,637	1,416	.....	Total vote....	61,043	.....	39,060	.....
Total.....	24,588	18,707	13,743	14,467	.....	The Legislature of 1881-82 stands:				
Plurality.....	5,881	.....	.....	724	.....	Rep.	29	11	1	17
Per cent.....	56.31	42.84	48.71	51.21	.....	Dem.	86	16	4	66
Scattering....	365	.....	.....	.....	.....	Gr.	.....	.....	.....	.....
Total vote....	43,660	.....	.....	28,210	.....	Rep. Maj.	.....	.....	.....	.....
						Senate....	29	11	1	17
						House....	86	16	4	66
						Joint Ballot	115	27	5	83
						* Combined vote of Polk and Pittston.	.....	.....	.....	.....



MISSISSIPPI—State Ticket.

COUNTIES—75.	PRESIDENT, 1880.			PRESIDENT, 1876.		COUNTIES--75.	PRESIDENT, 1880.			PRESIDENT, 1876.	
	Hancock. Dem.	Garfield. Rep.	Weaver. Gr.	Tilden. Dem.	Hayes. Rep.		Hancock. Dem.	Garfield. Rep.	Weaver. Gr.	Tilden. Dem.	Hayes. Rep.
Adams.....	1,319	965	.....	1,627	2,328	Marion..	317	201	.....	458	240
Alcorn.....	1,111	558	107	1,606	663	Marshall...	2,510	2,454	206	3,278	3,050
Amite.....	566	304	.....	1,471	73	Monroe.....	2,066	660	84	2,791	1,897
Attala.....	1,324	874	14	1,971	1,072	Montgom'y.	1,372	143	6	1,514	451
Benton.....	774	759	200	1,150	754	Neshoba...	736	84	62	1,116	119
Bolivar.....	259	1,016	24	1,296	2,089	Newton.....	1,026	.....	.....	1,642	301
Calhoun....	1,052	76	445	1,796	166	Noxubee...	1,234	427	.....	1,630	1,429
Carroll....	1,286	267	.....	1,993	1,017	Oktibbeha..	1,210	366	33	1,373	1,023
Chickasaw..	1,505	667	131	1,891	1,006	Panola.....	1,744	1,754	768	2,790	2,517
Choctaw....	616	23	49	968	153	Perry.....	222	56	.....	182	11
Claiborne...	1,057	292	.....	1,504	423	Pike.....	914	635	1	332	31
Clarke.....	1,070	345	1	1,451	797	Pontotoc...	1,227	541	72	1,524	874
Clay.....	1,198	284	172	1,952	819	Prentiss....	1,493	120	85	1,635	559
Coahoma....	209	364	.....	789	1,446	Quitman....	153	83	.....	1,881	163
Copiah.....	2,021	1,419	6	2,614	1,639	Rankin.....	1,208	561	.....	1,790	787
Covington..	446	189	1	620	283	Scott.....	793	.....	.....	1,383	49
De Soto.....	1,970	1,355	80	2,544	1,668	Sharkey....	482	178	.....	591	92
Franklin....	449	262	.....	919	439	Simpson....	519	226	.....	788	341
Greene.....	200	50	1	381	58	Smith.....	966	.....	.....	1,115	10
Grenada....	739	276	21	1,291	636	Sunmer.....	627	105	354	989	408
Hancock....	433	197	.....	547	309	Sunflower..	166	150	.....	521	239
Harrison...	499	251	.....	758	297	Tallah'tchie	764	415	9	1,144	1
Hinds.....	2,398	1,017	66	4,503	1,474	Tate.....	1,626	1,435	200	1,947	1,509
Holmes....	1,770	1,171	66	2,614	1,151	Tippah.....	1,326	407	60	1,558	327
Issaquena..	57	335	.....	788	909	Tishomingo	796	51	148	924	24
Itawamba...	1,235	37	28	1,410	41	Tunica.....	193	531	.....	229	1,397
Jackson....	560	298	.....	837	343	Union.....	1,486	388	63	1,611	398
Jasper.....	961	339	.....	1,321	699	Warren.....	1,034	74	.....	2,036	623
Jefferson...	948	140	.....	1,547	419	Washington	1,125	1,220	34	2,901	1,598
Jones.....	295	.....	.....	342	14	Wayne.....	545	432	.....	622	464
Kemper....	1,104	579	11	1,579	904	Wilkinson..	1,438	1,072	.....	1,262	1,425
Lafayette..	2,132	1,215	275	2,474	532	Winston....	841	241	159	1,173	303
Lauderdale.	1,460	465	39	2,030	597	Yalobusha..	1,173	94	1,215	1,904	861
Lawrence...	606	567	25	847	628	Yazoo.....	2,133	155	.....	3,672	2
Leake.....	1,283	299	110	1,474	442	Totals....	75,750	34,854	5,797	109,173	51,605
Lee.....	1,644	89	169	2,731	206	Plurality...	40,896	.....	.....	57,568	.....
Leflore....	642	276	.....	1,360	698	Per cent....	64.70	29.76	4.95	67.90	32.09
Lincoln....	636	706	197	1,275	875	Scattering..	.....	677	.....	.....	.....
Lowndes...	1,203	330	.....	2,073	2	Total vote	.....	117,078	.....	160,778	.....
Madison....	1,248	928	.....	1,473	13						

MISSISSIPPI—Representatives in Congress.

	1880.			1878.			1880.			1878.	
	Muldrow. Dem.	Morphis. Rep.	Davidson. Gr.	Muldrow. Dem.	Davis. Gr.		Manning. Dem.	Buchanan. Rep.	Harris. Gr.	Manning. Dem.	Amacker. Gr.
1st District.						2d District.					
Alcorn.....	1,080	606	111	614	576	Benton.....	762	742	226	375	277
Chickasaw...	1,466	628	196	1,158	1,084	DeSoto.....	1,962	1,354	83	829	161
Clay.....	1,184	283	174	922	662	Lafayette...	2,099	1,210	301	1,078	1,041
Itawamba...	1,211	37	39	686	235	Marshall....	2,427	2,418	313	1,036	1,522
Lee.....	1,613	89	179	1,002	660	Panola.....	1,714	1,694	887	1,098	1,420
Lowndes....	1,198	329	...	919	93	Tallahatchie.	765	406	17	305	....
Monroe.....	2,061	658	86	1,189	2,008	Tate.....	1,613	1,345	299	679	590
Oktibbeha...	1,226	350	30	1,021	428	Tippah.....	1,316	387	90	537	155
Pontotoc....	1,126	679	22	882	515	Union.....	1,477	359	93	718	243
Prentiss....	1,490	118	84	802	125	Yalobusha..	1,120	81	1,276	684	560
Tishomingo.	801	51	137	437	147						
Total.....	14,456	3,828	1,058	9,632	6,533	Total.....	15,255	9,996	3,585	7,329	5,969
Plurality....	10,628			3,099		Plurality....	5,259			1,370	
Per cent....	74.72	19.78	5.46	72.79	27.21	Per cent....	52.90	34.66	12.43	52.00	42.20
Scattering...		3		67		Total vote.	.....	28,836	.....	14,111	.....
Total vote.		19,345		15,232							





MISSOURI.—State Ticket.

COUNTIES—114.	PRESIDENT.					GOVERNOR.			Judge Sup. Court.		
	1880.			1876.		1880.			1878.		
	Hancock. Dem.	Garfield. Rep.	Weaver. Gr.	Tilden Dem.	Hayes Rep.	Crittenden. Dem.	Dyer. Rep.	Bro'n Gr.	Norton. Dem.	Den-ny. Rep.	Gil- trop. Gr.
Adair.....	1,269	1,657	329	1,192	1,604	1,266	1,657	327	733	1,282	769
Andrew.....	1,571	1,781	121	1,503	1,590	1,570	1,781	123	1,552	1,746	71
Atchison.....	1,261	1,228	490	1,117	1,156	1,260	1,228	490	1,013	972	600
Audrain.....	2,322	933	530	2,268	836	2,486	988	574	1,727	89	958
Barry.....	1,163	970	327	1,001	1,000	1,144	971	339	1,079	787	282
Barton.....	942	519	712	760	710	938	517	722	615	336	719
Bates.....	2,949	1,897	245	2,071	1,478	2,941	1,883	260	2,318	878	701
Benton.....	982	1,204	164	851	1,096	1,001	1,141	164	835	800	214
Bollinger.....	1,068	629	117	998	572	1,073	618	138	929	381	171
Boone.....	3,269	1,170	418	3,845	1,181	3,226	1,168	464	4,095	772	29
Buchanan.....	4,693	3,317	391	4,136	2,496	4,701	3,302	390	3,851	797	1,811
Butler.....	746	275	96	696	230	738	276	102	646	110	160
Caldwell.....	1,139	1,369	373	1,058	1,383	1,141	1,373	371	954	1,096	499
Callaway.....	3,269	1,181	110	3,493	976	3,334	1,178	126	3,836	833	3
Camden.....	507	563	197	540	638	508	563	195	435	456	231
Cape Girardeau	1,869	1,641	102	1,836	1,417	1,866	1,645	107	1,516	1,010	429
Carroll.....	2,404	2,039	409	2,403	1,977	2,385	1,974	431	1,927	942	1,128
Carter.....	238	80	50	209	80	240	83	44	220	39	.....
Cass.....	2,710	1,710	275	2,277	1,440	2,709	1,704	283	3,142	403	270
Cedar.....	900	926	258	904	921	897	928	259	812	789	276
Chariton.....	2,899	1,617	548	3,165	1,719	2,903	1,598	561	2,438	971	963
Christian.....	438	791	529	494	929	437	785	540	348	636	556
Clarke.....	1,570	1,593	120	1,581	1,494	1,568	1,508	120	1,458	1,266	154
Clay.....	2,969	589	193	2,844	508	2,979	586	196	2,968	215	110
Clinton.....	2,661	1,237	187	1,756	1,019	2,066	1,233	190	1,703	479	635
Cole.....	1,384	1,338	55	1,529	1,099	1,383	1,345	56	1,657	1,073	33
Cooper.....	2,189	1,730	372	2,331	1,770	2,145	1,706	418	2,074	396	1,320
Crawford.....	1,099	805	69	1,036	754	1,100	799	70	840	502	289
Dade.....	902	1,227	238	893	1,305	901	1,229	240	1,090	872	165
Dallas.....	487	654	555	652	761	483	653	560	461	555	467
Davless.....	2,045	1,796	285	1,818	1,663	2,040	1,803	286	1,832	1,387	380
De Kalb.....	1,305	1,238	221	1,083	1,110	1,307	1,238	220	1,025	968	339
Dent.....	1,073	707	35	826	446	1,068	704	49	775	339	22
Douglas.....	163	497	556	136	744	167	498	559	105	181	643
Dunklin.....	1,333	182	.....	1,148	93	1,348	171	9	1,295	13	.....
Franklin.....	2,260	2,647	78	2,294	2,149	2,251	2,660	77	2,287	1,616	425
Gasconade.....	487	1,512	.....	558	1,158	478	1,521	4	377	1,188	.....
Genry.....	1,982	1,377	334	1,461	1,138	1,989	1,380	335	1,374	444	975
Greene.....	1,912	2,198	1,286	2,315	2,565	1,891	2,201	1,298	1,952	1,496	1,385
Grundy.....	1,102	1,917	124	1,113	1,810	1,108	1,915	124	1,019	1,563	148
Harrison.....	1,586	2,097	239	1,373	2,013	1,589	2,102	236	1,125	1,681	446
Henry.....	2,821	1,694	306	2,380	1,499	2,813	1,679	325	2,182	589	724
Hickory.....	436	675	252	390	631	437	674	251	330	515	286
Holt.....	1,297	1,605	212	1,315	1,628	1,292	1,599	222	1,157	1,375	302
Howard.....	2,047	1,166	513	2,371	1,048	1,988	1,158	546	2,538	444	126
Howell.....	726	457	205	495	458	727	457	208	614	149	335
Iron.....	854	565	.....	805	386	852	564	4	634	138	.....
Jackson.....	6,703	5,123	732	5,438	2,909	6,738	5,000	1,263	6,592	1,299	1,670
Jasper.....	2,533	2,874	1,114	2,905	3,138	2,524	2,882	1,110	2,318	1,706	2,098
Jefferson.....	2,012	1,501	69	1,853	1,157	2,005	1,496	66	1,855	369	901
Johnson.....	2,795	2,400	318	2,734	2,183	2,806	2,380	324	2,455	1,114	721
Knox.....	1,463	574	765	1,538	1,165	1,478	570	766	1,260	41	1,213
Laclede.....	960	365	774	1,009	731	962	362	778	794	157	938
Lafayette.....	3,163	1,822	102	3,281	1,734	3,129	1,818	101	2,979	916	409
Lawrence.....	1,476	1,567	337	1,137	1,180	1,469	1,570	346	1,338	1,208	388
Lewis.....	1,928	1,152	152	2,059	1,320	1,929	1,149	154	1,659	336	702
Lincoln.....	2,039	790	634	2,294	1,004	2,035	798	638	1,888	101	1,410
Linn.....	2,049	1,991	182	1,914	1,878	2,047	2,001	179	1,809	1,591	262
Livingston.....	1,359	1,165	1,268	2,013	1,616	1,856	1,161	1,277	1,631	650	1,499
McDonald.....	706	213	471	715	400	705	210	475	639	104	502
Macon.....	2,880	1,726	844	2,776	1,752	2,881	1,712	871	2,272	526	1,712
Madison.....	952	391	1	1,277	447	957	388	7	842	242	265
Marion.....	924	288	58	840	251	918	287	61	882	103	126
Marion.....	3,086	1,811	87	3,099	1,723	3,082	1,815	90	2,530	703	463

MISSOURI.—State Ticket.—Continued.

COUNTIES—114.	PRESIDENT.					GOVERNOR.			Judge Sup. Court.		
	1880.			1876.		1880.			1880.		
	Hancock. Dem.	Garfield. Rep.	Weaver. Gr.	Tilden. Dem.	Hayes. Dem.	Crittenden. Dem.	Dyer. Rep.	Bro'n Gr.	Norton. Dem.	Den-ny. Rep.	Gil-strop. Gr.
Mercer.....	990	1,573	231	960	1,501	998	1,563	232	621	1,100	785
Miller.....	757	970	167	662	836	757	969	167	728	825	67
Mississippi.....	1,137	525	113	1,195	458	1,132	593	45	1,306	344	.....
Moniteau.....	1,323	853	643	1,607	1,142	1,310	849	653	1,266	205	1,169
Monroe.....	3,488	671	120	3,422	589	3,466	673	132	3,364	443	390
Montgomery....	1,721	1,329	343	1,809	1,411	1,691	1,325	374	1,567	921	534
Morgan.....	950	798	57	1,038	748	943	795	59	933	122	566
New Madrid....	1,070	341	.....	1,042	283	1,097	336	.....	1,050	237	.....
Newton.....	1,535	957	971	1,732	1,546	1,413	979	993	1,259	695	1,127
Nodaway.....	2,485	2,303	941	2,411	2,213	2,481	2,314	931	1,836	1,578	1,210
Oregon.....	809	85	23	656	63	817	86	21	772	55	1
Osage.....	1,137	1,117	10	1,082	895	1,133	1,110	19	937	830	85
Ozark.....	314	409	132	231	427	318	425	130	228	496	.....
Pemiscot.....	749	85	.....	745	8	743	85	.....	803	2	.....
Perry.....	1,110	887	71	1,150	683	1,106	885	73	1,656	192	.....
Pettis.....	2,908	2,457	306	2,833	2,098	2,911	2,457	312	2,332	921	1,356
Phelps.....	1,132	416	548	1,216	750	1,123	411	558	1,404	70	860
Pike.....	3,236	2,151	289	3,167	2,122	3,156	2,230	291	4,389	21	991
Platte.....	2,693	945	49	2,648	864	2,681	943	51	2,696	675	1
Polk.....	1,360	1,506	250	1,209	1,385	1,356	1,510	250	1,027	1,087	439
Pulaski.....	772	462	19	748	408	770	166	19	751	249	31
Putnam.....	725	1,513	424	809	1,478	728	1,509	424	437	1,051	800
Ralls.....	1,800	603	14	1,687	511	1,796	602	16	1,795	263	167
Randolph.....	2,927	1,051	691	3,538	1,269	2,901	1,048	713	2,786	685	799
Ray.....	2,614	908	568	2,492	1,107	2,609	908	574	2,068	98	1,313
Reynolds.....	747	39	.....	622	115	744	139	2	761	75	.....
Ripley.....	578	115	70	438	114	573	163	72	588	.....	.....
St. Charles.....	2,191	2,223	33	2,509	1,062	2,126	2,280	41	2,404	2,089	19
St. Clair.....	963	765	1,053	1,190	931	947	751	1,085	602	627	1,073
St. Francois....	1,750	778	60	1,524	554	1,747	775	60	1,638	457	125
Ste. Genevieve.	1,081	650	40	1,159	533	1,078	656	42	1,105	475	109
St. Louis Co....	2,719	3,223	4	.....	.....	2,691	3,237	7	.....	.....	.....
St. Louis City..	23,837	23,006	5,872	25,385	22,916	23,519	23,152	894	19,257	16,685	4,739
Saline.....	3,851	1,907	359	3,942	1,728	3,819	1,898	385	2,929	533	11
Schuyler.....	1,065	570	457	1,117	908	1,008	571	460	963	179	747
Scotland.....	1,405	689	479	1,464	1,060	1,398	673	492	1,278	38	1,000
Scott.....	1,330	459	.....	1,163	306	1,335	461	3	1,036	313	314
Shannon.....	467	65	9	419	96	472	54	8	437	38	43
Shelby.....	1,770	350	847	1,672	957	1,765	333	867	1,390	45	1,126
Stoddard.....	1,541	590	92	1,403	406	1,545	588	92	1,566	183	79
Stone.....	140	435	136	159	432	138	433	139	130	362	65
Sullivan.....	1,717	1,693	187	1,447	1,488	1,715	1,689	182	1,599	1,394	174
Taney.....	1,313	337	207	351	368	319	341	200	235	199	11
Texas.....	1,250	477	285	1,144	573	1,248	477	283	1,020	.....	597
Vernon.....	2,338	940	360	1,874	774	2,319	959	362	1,638	372	627
Warren.....	662	1,343	203	813	1,263	612	1,384	214	774	1,150	188
Washington....	1,489	775	78	1,607	759	1,479	781	79	1,487	402	289
Wayne.....	1,144	568	46	1,114	395	1,144	573	47	1,246	306	.....
Webster.....	1,024	561	616	1,076	1,033	1,010	546	635	1,018	520	481
Worth.....	751	657	163	666	632	757	671	157	652	137	601
Wright.....	409	641	365	498	605	408	634	376	196	425	537
Total.....	208,679	153,567	35,045	203,077	145,029	207,670	153,636	36,338	185,171	96,094	61,167
Plurality.....	55,042	.....	.....	58,043	.....	54,034	.....	.....	88,177	.....	.....
Per cent.....	52.51	38.66	8.82	57.75	41.25	52.22	38.63	9.13	53.93	28.25	17.82
Total vote....	397,221			351,674		397,644			343,332		

In 1876, Cooper, Greenback, received 3,498 votes for President.

The Legislature of 1881-82 stands:

	Dem.	Rep.	Ind.	Dem. maj.
Senate.....	25	7	2	16
House.....	98	25	3	70
Joint Ballot.....	123	32	5	86





MISSOURI.—Representatives in Congress.—Continued.

8th District.	1880.			1878.		
	D. C. Allen.	Jno. T. Crisp.	R. T. Van Horn.	Crisp.	Sawyer.	Jeffers.
Cass.....	1,367	1,385	1,649	1,138	2,339	264
Jackson...	3,325	3,316	5,304	3,581	5,041	742
Clay.....	1,650	1,377	548	2,701	529	130
Platte.....	1,314	1,381	894	1,497	1,818	91
Total...	7,656	7,459	8,395	8,917	9,727	1,227
Plurality..	739			810		
Per cent...	31.12	30.32	34.13	44.87	48.95	6.17
Scatter'g..	1,084					
Total v.	24,594			9,871		

9th District.	Jas. Craig.		N. Ford.		A. M. Rea.	
	Dem.	Gr. R.	Gr. R.	Gr. R.	Dem.	Dem.
Buchanan.....	4,501	3,823				
Andrew.....	1,535	1,911				
Holt.....	1,308	1,173				
Atchison.....	1,239	1,724				
Nodaway.....	2,340	3,215				
Worth.....	753	820				
Gentry.....	1,972	1,708				
DeKalb.....	1,290	1,462				
Clinton.....	1,994	1,451				
Caldwell.....	1,136	1,515				
Ray.....	2,700	1,368				
Total.....	20,768	20,770	17,430	16,257		
Plurality.....			2			
Per cent.....	49.97	49.93	51.74	48.25		
Scattering.....			14			
Total vote.....	41,552		33,687			

10th District.	Chas. H. Mansur.		Jos. H. Burrows.		Rethwell.		Broadus.		Polard.	
	Dem.	Gr. R.	Dem.	Gr. R.	Dem.	Gr.	Rep.	Rep.	Rep.	Rep.
Randolph.....	2,963	1,662	2,756	858	638					
Chariton... ..	2,945	2,077	2,440	923	1,027					
Linn.....	2,040	2,126	1,890	349	1,501					
Sullivan... ..	1,737	1,775	1,588	191	1,378					
Mercer... ..	999	1,055	654	775	1,081					
Grundy... ..	1,096	1,975	1,042	163	1,540					
Liv'gston.. ..	1,878	2,354	1,559	1,488	746					
Davless... ..	1,997	2,064	1,817	449	1,326					
Harrison.. ..	1,564	2,196	1,137	486	1,638					
Total.....	17,219	17,284	14,793	5,682	10,875					
Plurality... ..	65		3,918							
Per cent... ..	49.89	50.08	47.15	18.12	34.68					
Scatter'g... ..	6									
Total v. ....	34,509		31,351							

11th District.	1880.		1878.	
	John B. Clark, Jr.	C. Heberling.	J. B. Clark, Jr.	Scat-ter-ug.
Calloway.....	3,846	114	3,850	.....
Boone.....	3,248	915	4,184	30
Howard.....	2,037	1,432	2,339	3
Saline.....	3,859	1,815	2,912	.....
Carroll.....	2,391	2,389	1,965	35
Osage.....	1,171	698	998	1
Gasconade.....	499	7	373	113
Total.....	17,021	7,370	16,600	182
Plurality.....	9,651			
Per cent.....	69.71	30.18	98.91	
Scattering.....	25			
Total vote.....	24,416		16,732	

12th District.	Wm. H. Hatch.		Jno. M. London.		Hatch.		Lon-don.		Drap-er.	
	Dem.	Gr. R.	Dem.	Gr. R.	Dem.	Gr.	Rep.	Rep.	Rep.	Rep.
Adair.....	1,359	1,940	716	797	1,254					
Clarke.....	1,603	1,392	1,356	408	1,021					
Marion.....	3,153	1,801	2,166	848	536					
Knox.....	1,466	1,202	1,165	1,142	44					
Lewis.....	1,956	1,256	1,313	1,105	191					
Macon.....	2,890	2,515	2,095	2,187	282					
Shelby.....	1,791	1,122	1,249	1,198	42					
Scotland... ..	1,398	1,144	1,156	1,159	25					
Schuyler... ..	1,059	1,032	887	824	155					
Putnam.....	728	1,832	350	873	1,028					
Total.....	17,403	15,236	12,463	10,597	4,578					
Plurality... ..	2,167		1,866							
Per cent.... ..	53.31	46.68	44.90	38.18	16.49					
Scattering.. ..			117							
Tot. vote. ....	32,630		27,755							

13th District.	A. H. Buck-ner.		E. G. Haley.		C. M. B. Thur-mond.		Buck-ner.		Fagg. Robt-son.	
	Dem.	Gr. R.	Dem.	Gr. R.	Dem.	Gr.	Rep.	Rep.	Rep.	Rep.
Audrain.. ..	2,395	1,437	.....	1,601	1,095	.....				
Mont'ry... ..	1,686	1,656	7	1,489	1,459	.....				
Monroe... ..	5,277	235	.....	3,368	357	.....				
Pike.....	3,195	1,241	24	2,580	2,793	.....				
Lincoln... ..	1,750	1,143	199	1,755	1,552	12				
St. Ch'les. ..	2,367	130	21	2,434	141	1,928				
Ralls.....	1,797	15	2	1,467	644	.....				
Warren... ..	626	1,537	.....	897	514	224				
Total... ..	17,233	7,394	253	15,591	8,575	2,164				
Plurality... ..	9,839		7,016							
Per cent.. ..	69.25	29.71	1.01	59.22	32.92	8.21				
Scatt'ing.. ..	2									
Total v. ....	24,882		26,341							

MONTANA.—Delegate to Congress.

COUNTIES.—10.	1880.		1878.	
	Magin-nis.	San-ders.	Magin-nis.	Orr.
Beaverhead .....	826	693	451	174
Chouteau.....	593	237	437	7
Custer.....	763	423	342	19
Deer Lodge.....	1,754	1,657	1,742	6*6
Gallatin.....	616	711	544	320
Jefferson.....	610	428	298	244
Lewis and Clarke.	1,005	1,081	1,163	637
Madison.....	651	651	581	404

COUNTIES.—10.	1880.		1878.	
	Magin-nis.	San-ders.	Magin-nis.	Orr.
Meagher.....	698	394	413	149
Missoula.....	463	186	514	76
Total.....	7,799	6,371	6,485	2,757
Majority.....	1,428		3,723	
Per cent.....	55.03	44.96	70.17	29.83
Total vote.....	14,170		9,242	



COUNTIES—63.	PRESIDENT, 1880.			PRESIDENT, 1876.		CONGRESS, 1880.			GOVERNOR, 1880.		
	Gar- field. Rep.	Han- cock. Dem.	Wea- ver. Gr.	Hayes. Rep.	Tilden. Dem.	Valen- tine. Rep.	North. Dem.	Root. Gr.	Nance. Rep.	Tipton. Dem.	Will- iams. Gr.
Adams.....	1,447	550	51	767	204	1,431	542	41	1,448	547	41
Antelope.....	577	145	88	206	65	514	63	95	577	142	87
Boone.....	671	226	.....	262	45	641	206	.....	675	217	.....
Buffalo.....	1,195	390	38	491	160	1,192	391	39	1,195	391	38
Burt.....	1,010	380	47	674	310	967	382	65	1,007	381	48
Butler.....	958	716	114	533	418	920	721	114	958	712	114
Cass.....	1,861	1,303	196	1,367	901	1,799	1,297	201	1,865	1,299	196
Cedar.....	218	326	.....	144	287	217	317	.....	218	327	.....
Cheyenne.....	232	322	.....	103	200	230	142	.....	255	304	.....
Clay.....	1,517	520	59	1,037	341	1,505	521	65	1,519	516	67
Colfax.....	685	399	2	465	458	627	403	2	687	399	2
Cuming.....	598	537	57	408	496	570	536	71	598	537	57
Custer.....	299	130	.....	.....	.....	347	70	1	352	80	.....
Dakota.....	328	386	.....	.....	.....	324	373	.....	326	384	.....
Dawson.....	347	179	.....	171	76	348	177	.....	353	177	5
Dixon.....	459	315	6	363	294	457	65	6	460	315	6
Dodge.....	1,439	1,079	2	984	956	1,409	1,095	2	1,439	1,082	2
Douglas.....	3,290	2,407	192	2,342	2,270	2,581	2,332	266	3,322	2,326	194
Fillmore.....	1,404	452	160	839	251	1,349	444	164	1,415	437	158
Franklin.....	585	248	56	357	157	550	251	55	583	248	56
Frontier.....	133	42	.....	.....	.....	134	42	.....	137	44	.....
Furnas.....	606	201	54	201	64	578	5	54	607	198	56
Gage.....	1,726	789	199	847	242	1,710	787	244	1,748	773	197
Gosper.....	156	70	11	38	3	160	16	11	150	74	38
Greeley.....	182	127	6	23	9	209	101	7	193	124	3
Hall.....	1,150	547	14	720	295	1,143	547	22	1,149	546	14
Hamilton.....	997	346	301	637	31	964	346	311	985	356	264
Harlan.....	678	239	33	342	115	675	21	45	682	237	33
Hitchcock.....	135	49	.....	16	10	136	24	.....	137	47	2
Holt.....	334	309	75	292	84	326	146	75	322	307	75
Howard.....	637	352	3	22	.....	610	91	2	633	351	1
Jefferson.....	1,069	401	183	531	137	1,043	346	197	1,068	401	183
Johnson.....	1,068	579	2	697	376	1,059	582	.....	1,073	576	.....
Kearney.....	550	242	6	186	42	554	.....	6	557	230	6
Keith.....	32	51	.....	16	55	32	4	.....	32	48	.....
Knox.....	556	230	16	216	50	465	170	23	559	230	23
Lancaster.....	3,397	1,381	110	1,951	711	3,377	1,379	111	3,392	1,375	110
Lincoln.....	377	261	.....	251	239	339	261	.....	386	256	.....
Madison.....	670	426	58	366	299	655	435	58	670	424	58
Merrick.....	819	275	34	564	205	798	259	35	816	272	35
Nance.....	199	84	.....	.....	.....	195	17	.....	194	85	.....
Nemaha.....	1,473	857	8	1,087	603	1,453	863	6	1,475	844	6
Nuckolls.....	594	331	6	213	94	583	.....	3	593	336	3
Otoe.....	1,918	1,226	49	1,256	1,087	1,926	1,225	48	1,953	1,206	46
Pawnee.....	1,181	326	82	731	165	1,086	114	82	1,182	329	82
Phelps.....	426	36	31	61	8	426	38	31	425	36	32
Pierce.....	76	119	.....	20	101	77	118	.....	77	119	.....
Platte.....	854	832	12	514	530	774	892	11	842	840	15
Polk.....	943	236	11	548	79	942	235	16	965	214	12
Red Willow.....	284	147	48	82	20	265	141	42	289	146	48
Richardson.....	1,764	1,492	133	1,264	1,076	1,759	.....	130	1,779	1,487	129
Saline.....	1,841	997	106	1,053	469	1,656	991	111	1,832	1,000	106
Sarpy.....	491	516	19	391	421	446	520	10	488	518	9
Saunders.....	1,717	556	697	1,106	464	1,621	543	709	1,719	544	704
Seward.....	1,354	699	226	905	325	1,292	699	230	1,309	657	299
Sherman.....	308	80	9	61	39	341	49	9	341	49	9
Stanton.....	180	160	14	126	131	200	137	14	185	162	.....
Thayer.....	834	348	62	398	123	808	.....	63	833	352	59
Valley.....	392	93	.....	182	6	396	90	1	394	93	1
Washington.....	1,190	499	31	977	462	1,154	495	34	1,198	495	30
Wayne.....	118	43	.....	49	13	115	43	.....	117	44	.....
Webster.....	1,006	389	2	509	116	993	.....	2	1,009	392	2
York.....	1,444	530	134	904	293	1,185	534	127	1,490	529	137
Total.....	54,979	28,523	3,853	21,916	17,554	52,647	23,634	4,059	55,237	28,167	3,898
Plurality.....	26,456	.....	.....	14,362	.....	29,013	.....	.....	27,070	.....	.....
Per cent.....	62.86	32.62	4.51	64.51	35.48	62.36	27.99	4.80	63.24	32.24	4.46
Scattering.....	.....	.....	.....	2,336	.....	4,074	.....	.....	43	.....	.....
Total vote.....	.....	87,355	.....	51,806	.....	84,414	.....	.....	87,345	.....	.....

The Legislature of 1881-82 stands. Republicans, 102; Democrats, 12; Total 114. In 1880, Thomas J. Majors, Rep., received 52,985 votes for Contingent Representative.

NEVADA.—State and Congressional Ticket.

COUNTIES.—14.	PRESIDENT.				CONGRESS.				JUS. SUP. C'T.	
	1880.		1876.		1880.		1878.		1880.	
	Han- cock. Dem.	Gar- field. Rep.	Til- den. Dem.	Hayes. Rep.	Cas- sidy. Dem.	Dag- gett. Rep.	Deal. Dem.	Dag- gett. Rep.	Bel- knap. Dem.	Beatty Rep.
Churchill.....	99	82	46	34	112	68	72	67	111	70
Douglas.....	275	247	179	332	273	251	211	276	283	238
Elko.....	886	782	820	763	898	767	971	887	966	699
Esmeralda.....	673	607	373	370	670	609	490	500	674	608
Eureka.....	891	1,026	769	779	1,118	797	1,019	1,105	985	933
Humboldt.....	598	372	500	394	587	382	524	434	569	401
Lincoln.....	417	257	525	380	409	264	610	449	453	216
Lander.....	575	515	393	359	570	523	417	367	551	542
Lyon.....	294	355	305	533	295	352	233	368	310	336
Nye.....	418	339	436	429	443	364	364	305	445	361
Ormsby.....	452	624	506	844	417	654	400	638	435	642
Storey.....	2,765	2,373	3,326	3,692	2,748	2,390	2,668	3,024	3,113	2,015
Washoe.....	828	755	662	906	812	776	618	794	830	767
White Pine.....	440	398	568	568	463	381	450	513	391	423
Total.....	9,611	8,732	9,308	10,383	9,815	8,578	9,047	9,727	10,116	8,251
Majority.....	879			1,075	1,237			680	1,865	
Per cent.....	52.39	47.60	47.27	52.73	53.36	46.63	48.18	51.82	55.07	44.92
Total vote.....	18,343		17,691		18,393		18,774		18,367	

The vote on Chinese Immigration was 183 in favor, to 17,259 against.

The Legislature of 1881-82 stands:

	Dem.	Rep.	Ind.	Dem. maj.
Senate.....	10	14	1	0
Assembly.....	43	7	0	36
Joint Ballot.....	53	21	1	31

NEW HAMPSHIRE.—State Ticket.

COUNTIES—10.	PRESIDENT.					GOVERNOR.					
	1880.			1876.		1880.			1878.		
	Garfield. Rep.	Hancock Dem.	Wea- ver. Gr.	Hayes Rep.	Tilden Dem.	Charles H. Bell Rep.	Frank Jones. Dem.	W. S. Brown Gr.	Head. Rep.	Mc- Kean. Dem.	Brown. Gr.
Belknap.....	2,350	2,483	55	2,027	2,308	2,323	2,472	47	1,898	1,973	268
Carroll.....	2,426	2,639	24	2,016	2,474	2,413	2,618	25	1,786	2,076	454
Cheshire.....	4,340	2,979	67	4,162	2,984	4,321	2,968	67	3,729	2,423	375
Coos.....	1,829	2,387	44	1,679	2,130	1,834	2,444	49	1,285	1,868	486
Grafton.....	4,964	5,300	132	4,763	5,091	4,951	5,281	132	4,285	4,208	839
Hillsborough...	8,689	6,999	56	8,190	6,790	8,621	6,972	49	7,548	5,156	1,400
Merrimack.....	5,935	5,922	9	5,660	5,687	5,897	5,875	10	5,433	4,652	763
Rockingham...	6,956	5,989	91	6,422	5,576	6,829	6,058	80	5,997	4,316	980
Strafford.....	4,634	3,921	38	4,052	3,263	4,525	3,953	32	3,794	2,619	720
Sullivan.....	2,729	2,175	12	2,568	2,106	2,720	2,174	12	2,420	1,844	222
Total.....	44,852	40,794	528	41,539	38,509	44,434	40,815	593	38,175	31,135	6,507
Plurality.....	4,058			3,030		3,619			391		
Per cent.....	51.93	47.23	.61	51.89	46.11	51.56	47.36	.58	50.25	40.98	8.56
Scattering.....		189					416				142
Total vote.....		86,363		80,048			86,168			75,959	



NEW HAMPSHIRE.—Representatives in Congress.

	1880.		1878.				1880.		1878.		
	Hall. Rep.	Sanborn. Dem.	Hall. Rep.	Norris. Dem.	Chesley. Gr.		Farr. Rep.	Bingham. Dem.	Farr. Rep.	Kent. Dem.	Johnson. Gr.
1st District.						3rd District.					
Belknap .....	2,343	2,496	1,859	1,977	261	Cheshire .....	4,336	2,957	3,745	2,480	268
Carroll .....	2,379	2,667	1,795	2,086	416	Coos .....	1,848	2,443	1,320	2,006	329
Rockingham .....	6,982	5,949	5,991	4,354	920	Grafton .....	4,965	5,304	4,307	4,266	722
Strafford .....	4,606	3,935	3,825	2,609	687	Sullivan .....	2,712	2,192	2,336	1,911	177
Total .....	16,310	15,047	13,510	11,026	2,284	Total .....	13,861	12,896	11,708	10,663	1,496
Plurality .....	1,263		158			Plurality .....	965		1,045		
Per cent. ....	51.50	47.51	50.29	41.04	8.49	Per cent. ....	51.26	47.69	48.83	44.47	6.23
Scattering ...		311		42		Scattering ...		281			108
Total vote..	31,668		26,862			Total vote..	27,038		23,975		
2nd District.	Briggs. Rep.	Sullivan. Dem.	Briggs. Rep.	A. W. C. A. Dem.	Sullivan. Gr.	The Legislature of 1881 stands :					
Hillsborough .....	8,614	7,022	7,567	5,108	1,348	Senate .....	16	8		8	
Merrimack ...	5,866	5,978	5,414	4,752	729	House .....	179	114		65	
Total .....	14,480	13,000	12,981	9,860	2,075	Joint Ballot .....	195	122		73	
Plurality .....	1,480		1,026								
Per cent. ....	52.41	47.05	52.05	39.54	8.32						
Scattering ...		147		20							
Total vote..	27,627		24,936								

NEW JERSEY.--State Ticket.

COUNTIES—21.	PRESIDENT.					GOVERNOR.					
	1880.			1876.		1880.			1877.		
	Hancock. Dem.	Garfield. Rep.	Wheeler. Gr.	Tilden. Dem.	Hayes. Rep.	Ludlow. Dem.	Potts. Rep.	Hoxsey. Gr.	McClellan. Dem.	Newell. Rep.	Hoxsey. Gr.
Atlantic .....	1,720	2,488	43	1,440	1,677	1,710	2,493	42	1,471	1,546	82
Bergen .....	4,242	3,680	20	4,357	3,253	4,235	3,651	23	3,540	2,387	34
Burlington .....	6,543	7,010	154	6,468	6,402	6,526	7,026	156	5,339	5,150	99
Camden .....	5,832	7,895	57	5,211	6,563	5,793	7,915	70	4,636	5,119	383
Cape May .....	1,961	1,276	3	866	1,055	961	1,272	2	796	832	.....
Cumberland ...	3,640	4,446	514	3,399	3,944	3,634	4,429	550	2,802	2,803	1,297
Essex .....	17,795	20,707	466	16,132	18,037	17,521	20,780	531	13,626	14,712	806
Gloucester .....	2,658	3,345	177	2,557	3,006	2,649	3,334	187	2,177	2,622	314
Hudson .....	19,586	14,632	153	17,784	10,958	19,307	14,803	167	14,412	9,177	159
Hunterdon .....	5,650	3,753	171	5,781	3,700	5,513	3,885	169	4,638	2,849	30
Mercer .....	6,673	7,248	39	6,035	6,088	6,695	7,213	41	5,804	5,715	102
Middlesex .....	6,557	5,420	64	5,846	5,243	6,661	5,270	85	4,973	5,023	56
Monmouth .....	7,614	5,693	47	6,942	4,709	7,591	5,719	41	5,405	4,315	6
Morris .....	5,037	5,790	145	5,118	5,183	5,039	5,732	142	4,360	4,018	43
Ocean .....	1,654	1,898	52	1,563	1,834	1,674	1,884	48	1,605	1,608	34
Passaic .....	5,776	7,576	72	5,301	5,708	5,770	7,576	83	4,102	3,668	648
Salem .....	3,012	3,155	66	2,843	2,952	3,030	3,139	65	2,876	2,834	36
Somerset .....	3,157	3,217	41	3,177	3,009	3,143	3,238	33	2,595	2,612	46
Sussex .....	3,353	2,519	20	3,706	2,037	3,228	2,634	24	3,070	1,563	20
Union .....	5,865	5,746	108	5,994	5,134	5,755	5,860	96	5,170	4,509	140
Warren ...	5,240	3,131	205	5,442	3,016	5,231	3,132	204	4,443	2,032	734
Total .....	122,565	120,555	2,617	115,962	103,517	121,666	121,015	2,759	97,840	85,094	5,069
Plurality ...	2,010			12,445		651			12,746		
Per cent. ....	49.83	49.02	1.06	52.66	47.00	49.53	49.26	1.12	51.64	44.92	2.67
Total vote .....	245,928			220,236		245,635			189,427		

In 1876 Cooper, Greenback, received 714 votes, and Smith, Prohibition, 43 votes.  
 In 1877 Bingham, Prohib. candidate for Governor, received 1,438 votes, and in 1880 Ransom, Prohib., polled 195 votes.  
 In 1880 Neal Dow, Prohib. Temperance, had 191 votes.

NEW JERSEY.—Representatives in Congress.

	1880.			1878.				1880.			1878.		
	Car-ter. Dem.	Robe-son. Rep.	Hol-ls. Gr.	Strat-ton. Dem.	Robe-son. Rep.	Gross-cup. Gr.		Harris. Dem.	Kilpat-rick. Rep.	Lar-ison. Gr.	Clark. Dem.	Potts. Rep.	Lar-ison. Gr.
1st District.							4th District.						
Camden ...	5,844	7,807	81	691	6,203	4,006	Hunterdon	5,634	3,772	187	3,527	3,006	1,568
Cape May.	966	1,260	1	750	863	204	Somerset...	3,166	3,210	31	2,233	2,876	277
Cumb'nd..	3,761	4,379	416	1,696	2,656	2,508	Sussex.....	3,159	2,692	18	2,580	1,512	937
Gloucester	2,754	3,241	160	1,011	2,487	2,033	Warren.....	5,084	3,196	221	3,109	2,408	1,539
Salem.....	3,025	3,120	66	2,067	2,715	1,099							
Total .....	16,350	19,807	724	6,215	14,924	9,880	Total .....	17,043	12,870	457	11,449	9,852	4,111
Plurality.....		3,457			5,044		Plurality...	4,173			1,597		
Per cent....	44.24	53.59	1.95	20.05	48.07	31.86	Per cent...	56.11	42.37	1.50	45.13	38.70	16.15
Total vote..		36,957			30,019		Total vote.		30,370			25,412	
In 1880 Woolman, Prohib., received 76 votes.													
2d District.							5th District.						
Atlantic...	1,715	2,486	44	1,413	1,600	4	Bergen.....	4,257	3,660	23	3,599	2,594	272
Burlington	6,619	6,870	207	6,340	5,186	230	Morris.....	5,027	5,618	240	3,359	4,052	995
Mercer.....	6,561	7,309	46	5,350	5,535	321	Passaic.....	5,881	7,488	76	3,129	4,244	2,001
Ocean.....	1,641	1,915	45	1,507	1,378	13							
Total.. ..	16,536	18,580	342	14,610	13,699	568	Total.....	15,165	16,766	339	10,089	10,893	3,268
Plurality.....		2,044			911		Plurality.....		1,601			804	
Per cent....	46.63	52.40	.96	56.25	47.48	.19	Per cent...	46.99	51.95	1.05	44.16	44.91	13.43
Total vote..		35,458			28,877		Total vote.		32,270			24,250	
3d District.							6th District.						
Middlesex	6,485	5,411	88	4,503	4,712	792	Essex.. ..	17,888	20,424	584	12,832	14,771	2,106
Monmouth	7,490	5,776	73	5,022	4,016	1,662	Plurality.....		2,536			1,939	
Union .....	5,750	5,766	173	3,984	4,448	1,389	Per cent...	45.98	52.50	1.50	43.19	49.70	7.08
Total.. ..	19,725	16,953	334	13,509	13,176	3,843	Total vote.		38,896			29,709	
Plurality...	2,772			333			7th District.						
Per cent....	53.29	45.80	.90	44.61	43.17	12.56	Harden-bergh.	19,462	14,714	161	11,234	13,199	1,424
Total vote.		37,012			30,601		Plurality...	4,748				1,960	
In 1878 James A. Bradley (Pro.) received 73 votes.							Harden-bergh. Dem.						
							Brig-ham. Rep.						
							Beck-er. Gr.						
							Lav-erty. Dem.						
							Brig-ham. Rep.						
							Win-ant. Gr.						
							Total .....						
							10,835						
							9,562						
							9,739						
							9,067						
							Majority.....						
							1,273						
							Per cent.....						
							53.12						
							46.87						
							51.78						
							48.21						
							Total vote.....						
							20,397						
							18,806						

The Legislature of 1881 stands—

	Rep.	Dem.	Rep. maj.
Senate.....	15	6	9
Assembly.....	34	26	8
Joint Ballot.....	49	32	17

NEW MEXICO.—Delegate in Congress.

COUNTIES.—12.	1880.				1878.				COUNTIES.—12.	1880.				1878.			
	T. Luna. Rep.	M. A. Otero. Dem.	M. S. Otero. Rep.	Bento Baca. Dem.	T. Luna. Rep.	M. A. Otero. Dem.	M. S. Otero. Rep.	Bento Baca. Dem.		T. Luna. Rep.	M. A. Otero. Dem.	M. S. Otero. Rep.	Bento Baca. Dem.				
Bernalillo.....	1,518	665	1,611	606	Socorro.....	919	569	781	548								
Colfax.....	185	588	121	643	Taos.....	907	786	973	842								
Doña Aña.....	613	666	609	643	Valencia.....	1,655	373	1,295	2								
Grant.....	288	546	260	267	Total .....	10,835	9,562	9,739	9,067								
Lincoln.....	69	428	6	160	Majority.....	1,273		672									
Mora.....	580	1,065	542	1,117	Per cent.....	53.12	46.87	51.78	48.21								
Rio Arriba.....	991	980	993	683	Total vote.....	20,397		18,806									
Santa Fé.....	809	947	822	809													
San Miguel.....	2,301	1,949	1,726	2,037													



COUNTIES.	PRESIDENT.					CH. JUS. SUP. C'R'T.			LIEUT. GOV.		Low- is. Gr. (Gov.)
	1880.			1876.		1880.			1879.		
	Gar- field, Rep.	Han- cock. Dem.	Wea- ver. Gr.	Hayes. Rep.	Til- den. Dem.	Fol- ger. Rep.	Ra- pallo. Dem.	Arm- str'g. Gr.	Hos- kins. Rep.	Pot- ter. Dem.	
Albany .....	16,564	19,624	354	16,462	17,642	16,743	19,227	365	15,045	16,026	1,691
Allegany .....	6,827	3,482	486	6,739	3,741	6,752	3,332	559	5,861	2,845	542
Broome .....	7,173	5,450	168	6,766	5,424	7,163	5,410	170	6,130	4,786	105
Cattaraugus ..	7,401	5,466	672	6,713	5,054	7,314	5,326	728	5,912	2,975	1,380
Cayuga .....	9,372	5,976	536	8,957	6,120	9,369	5,806	693	7,540	4,416	947
Chautauqua ..	10,422	5,472	585	10,065	5,685	10,294	5,355	665	8,214	4,078	1,047
Chemung .....	4,636	4,806	976	4,700	5,228	4,544	4,598	1,162	3,743	3,492	1,548
Chenango .....	5,769	4,559	623	6,173	4,325	5,735	4,483	693	5,003	3,486	1,057
Clinton .....	6,080	4,250	74	5,502	4,796	6,025	4,169	158	4,728	3,707	34
Columbia .....	6,486	5,992	19	5,799	6,309	6,490	5,963	19	6,046	4,733	83
Cortland .....	4,124	2,749	78	4,038	2,642	4,059	2,695	69	3,545	2,350	177
Delaware .....	6,058	5,084	218	5,867	5,272	6,063	5,037	245	5,071	4,417	298
Dutchess .....	11,045	8,475	26	9,501	9,102	11,013	8,373	26	9,530	7,971	72
Erie .....	24,199	20,848	442	20,298	19,533	24,104	20,727	434	20,502	17,131	512
Essex .....	4,776	2,775	169	4,477	2,955	4,772	2,745	189	3,707	2,282	180
Franklin .....	4,185	2,799	96	4,104	2,946	4,164	2,781	132	3,762	2,184	237
Fulton & Ham	4,985	3,879	35	4,262	4,231	4,959	3,811	30	4,215	3,405	46
Genesee .....	4,815	3,481	72	4,322	3,321	4,796	3,474	71	3,773	2,813	82
Greene .....	3,879	4,405	175	3,678	4,771	3,837	4,367	203	3,032	3,960	529
Herkimer .....	6,331	5,070	61	5,966	5,212	6,285	5,037	69	5,439	4,354	179
Jefferson .....	9,439	7,216	31	9,227	7,094	9,411	7,220	27	8,227	6,558	159
Kings .....	51,751	61,062	507	39,066	57,556	53,309	57,964	468	35,721	47,709	560
Lewis .....	4,036	3,674	11	3,610	3,708	3,978	3,725	10	3,512	3,441	25
Livingston .....	5,522	4,242	161	5,267	4,244	5,518	4,217	171	4,835	3,849	227
Madison .....	6,793	4,683	182	6,683	4,761	6,766	4,635	201	5,537	3,716	293
Monroe .....	17,102	13,742	316	14,738	13,127	16,987	13,740	330	11,947	9,208	669
Montgomery ..	5,230	4,947	32	4,457	4,766	5,219	4,929	39	4,349	4,442	68
New York .....	81,730	123,015	610	58,561	112,530	88,360	113,013	330	50,016	99,311	59
Niagara .....	6,478	5,937	56	5,075	5,891	6,590	5,939	52	4,960	4,397	63
Oneida .....	14,546	12,600	273	14,019	12,844	14,520	12,528	296	12,313	11,014	647
Onondaga .....	16,153	11,732	138	14,867	11,161	16,080	11,655	118	12,907	8,808	342
Ontario .....	6,774	5,767	134	6,334	5,527	6,944	5,572	120	5,631	4,859	135
Orange .....	10,088	9,672	116	9,430	9,776	10,082	9,598	119	8,671	8,003	190
Orleans .....	4,581	3,104	75	4,252	3,117	4,562	3,075	81	3,496	2,007	107
Oswego .....	10,236	6,746	444	10,228	7,417	10,266	6,892	557	7,657	4,607	1,139
Otsego .....	7,156	7,184	127	6,809	7,027	7,115	7,178	124	6,360	6,560	206
Putnam .....	2,114	1,708	.....	1,949	1,805	2,116	1,682	.....	1,955	1,283	4
Queens .....	8,151	10,391	86	6,970	9,094	8,119	10,299	62	5,671	8,392	133
Rensselaer .....	13,672	13,031	310	12,254	12,926	13,539	12,931	329	10,722	11,798	784
Richmond .....	3,291	4,815	10	2,883	4,338	3,307	4,732	12	2,720	3,760	14
Rockland .....	2,688	3,415	2	2,349	3,494	2,715	3,352	2	2,336	2,724	14
St. Lawrence ..	13,748	5,835	16	13,461	5,784	13,651	5,808	25	11,654	4,826	68
Saratoga .....	8,116	5,808	49	7,488	6,497	8,080	5,780	37	6,834	5,277	128
Schenectady ..	3,250	2,628	73	2,689	2,946	3,244	2,609	78	2,607	2,802	144
Schoharie .....	3,646	5,262	35	3,549	5,324	3,668	5,224	42	3,080	4,743	45
Schuyler .....	2,790	2,293	112	2,860	2,255	2,770	2,254	125	2,498	1,851	150
Seneca .....	3,394	3,802	45	3,076	3,613	3,433	3,727	43	3,007	3,181	94
Steuben .....	10,245	8,992	584	9,762	8,803	10,224	8,922	563	8,643	7,282	909
Suffolk .....	6,515	6,061	49	5,589	5,804	6,503	6,017	49	5,521	4,954	47
Sullivan .....	3,339	3,718	434	3,262	4,402	3,306	3,663	503	2,586	3,075	822
Tioga .....	4,750	3,627	189	4,675	3,906	4,699	3,565	214	4,240	3,274	132
Tompkins .....	4,896	3,956	363	5,032	4,028	4,881	3,877	411	4,444	3,552	466
Ulster .....	9,994	9,870	30	8,914	10,636	10,012	9,749	33	8,205	8,497	93
Warren .....	3,330	2,618	379	3,135	2,663	3,308	2,549	434	2,736	2,549	289
Washington ...	7,779	4,145	59	7,303	4,815	7,724	4,112	61	6,736	3,528	70
Wayne .....	7,600	5,207	225	7,081	5,199	7,606	5,133	272	6,033	3,912	503
Westchester ...	11,367	11,858	82	9,574	12,050	11,449	11,627	86	9,157	9,908	156
Wyoming .....	4,695	3,309	58	4,123	3,266	4,701	3,280	57	3,908	2,421	65
Yates .....	3,432	2,197	97	3,327	2,046	3,438	2,143	112	3,058	1,910	89
Total .....	555,544	534,511	12,373	489,207	521,949	562,821	517,661	13,183	435,301	435,014	20,286
Plurality .....	21,033				32,742	45,160			290		
Per cent .....	50.29	48.38	1.12	48.17	51.39	51.43	47.30	1.20	50.01	49.98	2.24
Scattering .....		2,177					568				
Total vote ...		1,104,605		1,015,502		1,094,233			902,111		

In 1876 Cooper, Greenback, had 1,987 votes for President, and Smith, Prohibition, 2,359.

In 1879 the above total vote for Lieutenant Governor included 3,902 votes for Bronson, Prohibition, and 4,824 scattering. The vote for Governor in 1879 stood: Cornell, Rep., 418,567; Robinson, Dem., 375,790; Kelly, Tammany (Bolting) Dem., 77,566; Mears, Prohibition, 4,427; scattering, 4,889. Total vote, 901,535.





NEW YORK.—Representatives in Congress.—Continued.

14th Dist.	1880.		1878.		
	Charles T. Pier-son.	Lewis Beach.	Ad-son.	Fer-son.	Beebe.
	Rep.	Dem.	Rep.	Dem.	Gr.
Orange	10,008	9,701	121	7,332	6,400
Rockland	2,755	3,320	2	2,570	2,172
Sullivan	3,371	3,643	467	1,959	2,751
Total	16,134	16,664	590	11,861	11,323
Plurality	530		538		
Per cent.	48.23	49.82	44.37	42.36	12.20
Scattering	58		284		
Tot. vo.	33,446		26,729		

15th Dist.	1880.		1878.		
	Thomas Cor-nell.	John S. Pin-dar.	Nichols.	Louns-bery.	Erk-son.
	Rep.	Dem.	Rep.	Dem.	Gr.
Greene	3,995	4,240	2,158	2,811	1,832
Schoharie	3,710	5,106	2,733	4,019	757
Ulster	11,140	8,645	6,571	6,850	935
Total	18,845	17,991	11,442	13,680	3,524
Plurality	854		2,238		
Per cent.	50.68	48.39	39.94	47.75	12.30
Scattering	313		189		
Total vo.	37,180		28,835		

16th Dist.	1880.		1878.		
	S. O. Vander-pool.	Michael N. Nolan.	Bailey.	Woods.	Hil-son.
	Rep.	Dem.	Rep.	Dem.	Gr.
Albany	6,974	19,176	12,199	12,004	5,455
Plurality	2,002		195		
Per cent.	46.57	52.61	41.01	40.36	18.34
Scattering	220		83		
Total vo.	36,449		29,741		

17th Dist.	1880.		1878.		
	Walter A. Wood.	R. H. Fer-gu-son.	Wood-son.	Patter-son.	Fergu-son.
	Rep.	Dem.	Rep.	Dem.	Gr.
Rensselaer	14,163	3,016	11,118	7,255	3,067
Washington	7,739	2,147	5,653	2,400	811
Total	21,902	5,163	16,771	9,655	3,878
Plurality	16,739		7,116		
Per cent.	80.86	19.19	55.27	31.82	12.78
Scattering	39		35		
Total vo.	27,104		30,339		

18th Dist.	1880.		1878.		
	John T. Ham-mond.	H. Dan-walk-er.	Ham-ielmond.	Ross.	Me-Donald.
	Rep.	Dem.	Rep.	Dem.	Gr.
Clinton	6,097	4,198	64	4,439	3,183
Essex	4,855	2,677	162	3,978	1,692
Warren	3,329	2,485	489	2,233	890
Total	14,281	9,360	715	10,650	5,765
Plurality	4,921		4,885		
Per cent.	58.62	38.42	2.93	54.82	29.67
Scattering	3		7		
Total vote	24,359		19,427		

19th Dist.	1880.		1878.	
	A. X. Par-ker.	A. An-drus.	James.	Hash-brouek.
	Rep.	Dem.	Rep.	Dem.
Franklin	4,176	2,740	3,620	1,970
St. Lawrence	13,393	5,645	8,513	3,086
Total	17,569	8,385	12,133	5,056
Plurality	9,184		7,077	
Per cent.	66.69	31.82	70.54	29.39
Scattering	392		10	
Total vote	26,346		17,199	

20th Dist.	1880.		1878.		
	Geo. West.	N. H. Starin.	Thom-son.	Wen-dell.	
	Rep.	Dem.	Rep.	Dem.	Gr.
Fulton & Ham	4,999	3,610	4,253	2,654	121
Montgomery	5,211	4,828	4,585	2,972	534
Saratoga	8,216	5,620	6,225	3,451	1,169
Schenectady	3,267	2,432	2,675	1,803	764
Total	21,693	16,490	17,738	10,880	2,588
Plurality	5,203		6,858		
Per cent.	56.23	42.74	56.66	34.75	8.26
Scattering	393		95		
Total vote	38,576		31,301		

21st Dist.	1880.			1878.		
	Ferris Ja-cobs.	F. R. Gil-ber-t.	G. L. Hal-sey.	Wil-ber.	Seo-field.	Cone.
	Rep.	Dem.	Gr.	Rep.	Dem.	Gr.
Chen'go	5,823	4,418	671	4,304	2,345	2,782
Dela'are	6,078	4,975	246	4,375	2,489	2,257
Otsego	7,177	7,103	159	6,698	5,346	978
Total	19,078	16,496	1,076	15,377	10,180	6,017
Plurality	2,582			5,197		
Per cent.	51.70	44.70	2.91	48.04	31.80	18.80
Scat'ing.	248			431		
Tot. v.	36,898			32,005		

22d Dist.	1880.		1878.		
	Warner Miller.	Dennis O'Bri-en.	Miller.	Brown.	Lew-is.
	Rep.	Dem.	Rep.	Dem.	Gr.
Herkimer	6,353	5,006	4,726	2,999	987
Jefferson	9,425	7,211	7,105	6,015	583
Lewis	4,014	3,689	3,024	2,644	532
Total	19,792	15,906	14,855	11,643	2,102
Plurality	3,886		3,197		
Per cent.	55.27	44.41	51.39	40.26	7.27
Scattering	112		307		
Total vote	35,810		28,902		

23d Dist.	1880.		1878.		
	C. D. Pres-cott.	R. E. Sutton.	Pres-cott.	Spriggs.	Mc-Don-ald.
	Rep.	Dem.	Rep.	Dem.	Gr.
Oneida	14,499	12,532	9,762	8,730	3,787
Plurality	1,967		1,032		
Per cent.	52.76	45.60	42.90	39.37	16.64
Scattering	450		473		
Total vote	27,481		22,752		

NEW YORK.--Representatives in Congress.--Continued.

1880.							1878.						
Joseph Benj. Chas. Mason. Duf-Smythe							D. P. T. K. Richard- Bab- Beau-						
24th Dist. Mason. F. Lew- F. is. Nash.							29th Dist. Richard- son. Beech- er. son. cock. mont.						
Rep. Dem. Gr. Rep. G. & D. Pro.							Rep. G. D. Rep. Dem. Gr.						
Madison	6,719	4,615	223	4,671	4,664	271	Allegany....	6,818	3,800	4,428	2,778	1,729	
Oswego..	10,382	6,895	534	7,372	6,643	148	Chemung...	4,295	5,910	3,252	2,427	3,67	
							S. euben .....	10,098	9,578	6,650	5,755	3,578	
Total..	17,101	11,510	757	12,043	11,307	420	Total.....	21,211	19,288	4,330	10,960	8,174	
Plurality	5,591			736			Plurality....	1,923		3,370			
Per cent	57.90	38.94	2.56	50.59	47.50	1.80	Per cent.....	52.34	47.60	42.80	32.74	24.41	
Scat'ting		172		25			Scattering..		19		11		
Tot. v.		29,535		23,804			Total vote		40,518		33,475		
1880.							1878.						
Frank Wm. His- Wie- Strat-							1880.						
25th Dist. His- C. Ru- cock. ger.							J. Van A. S. L. Van Lam- B'wn.						
Rep. Dem. Rep. G. & D. Pro.							Voor- Warn- Henkle. Voor- ber-						
Portland .....							30th Dist. his. er. Gr. his. ton.						
Onondaga.....							Rep. Dem. Gr. Rep. G. & D. Gr.						
Total.....							Monroe..17,931 13,511 472 9,463 8,655 2,304						
Plurality.....							Orleans. 4,450 3,190 89 2,545 1,712 466						
Per cent.....							Total ..21,481 16,701 561 12,008 10,367 2,760						
Scattering.....							Plural'y 4,780 1,641						
Total vote....							Per cent 55.38 43.06 1.44 43.43 37.49 9.98						
1880.							1878.						
J. H. P. H. M. L. Camp. Dur- Wal-							R. R. S. Crow- Davis. Miller.						
26th Dist. Camp. Van Wal- Auken. ley.							31st Dist. ley. Stevens. ley.						
Rep. Dem. Gr. Rep. Dem. Gr.							Rep. Dem. Rep. Dem. Gr.						
Cayuga.. 9,287 5,703 793 6,510 8-9 4,4-1							Genesee..... 4,851 3,429 3,837 2,379 220						
Seneca.. 3,371 3,785 42 2,829 132 2,880							Niagara..... 6,319 6,026 5,222 4,026 269						
Wayne.. 7,601 5,067 268 5,216 657 3,663							Wyoming... 4,589 3,416 3,468 2,308 70						
Total.. 20,259 14,555 1,103 14,355 1,638 10,979							Total.....15,759 12,871 12,529 8,713 559						
Plural'y 5,794 3,376							Plurality.... 2,888 3,816						
Per cent 56.38 40.50 3.07 52.97 6.04 40.51							Per cent..... 54.70 44.68 56.74 39.46 2.53						
Scat'ing 14 124							Scattering.. 207 279						
Tot.v. 35,931 27,096							Total vote 28,806 22,080						
1880.							1878.						
E. G. C. W. Lap- Pier- How-							M. P. Jona. Pierce. Lock- Grote.						
27th Dist. Lap- Ben- ham. pont. ell.							32d Dist. Bush. Sco- ville-						
Rep. Dem. Rep. G. & D. Pro.							Rep. Dem. Rep. Dem. Gr.						
Livingston.....							Erie.....22,329 22,702 18,998 16,105 1,192						
Ontario.....							Plurality ... 373 2,893						
Yates.....							Per cent..... 49.14 49.94 52.27 44.32 3.28						
Total.....							Scattering.. 403 41						
Plurality.....							Total vote 45,434 36,336						
Per cent.....							1880.						
Scattering.....							1878.						
Total vote.....							H. Van Van H. Van Morris. Vint-						
1880.							33d Dist. Aernam. Camp- Gould. Aern- ton.						
1878.							Rep. Dem. Gr. Rep. Dem. Gr.						
J.W. F. Da- John Dwight. Howe. Mudge.							Catta-						
28th Dist. Dwight. vis, D. Wag- Jr. ner.							rang's. 7,397 5,195 758 5,442 2,431 2,703						
Rep. Dem. Gr. Rep. D. & G. Dem.							Chautau-						
Broome. 7,145 5,422 179 5,469 4,571 4							qua.....10,032 5,389 628 5,922 4,301 1,986						
Schuyler 2,735 2,278 147 2,263 1,293 145							Total..17,429 10,584 1,386 11,264 6,732 4,689						
Tioga ... 4,738 3,557 215 3,887 2,459 1,067							Plur'y ... 6,845 4,632						
Tomp'ns 4,892 3,825 446 3,850 2,839 667							Per cent. 58.51 35.53 4.64 49.84 29.52 20.56						
Total..19,510 15,082 987 15,569 11,162 1,883							Scat'rg... 386 15						
Plural'y. 4,428 4,497							Tot. v.. 29,785 22,800						
Per cent. 54.66 42.26 2.76 53.93 38.67 6.52							The Legislature of 1881 stands:						
Scat'rg... 103 250							Rep. Dem. Ind. Rep. maj.						
Tot. v.. 35,682 28,864							Senate..... 25 7 .. 18						
							Assembly..... 81 46 1 34						
							Joint Ballot...106 53 1 52						



COUNTIES—96.	PRESIDENT, 1880.		PRESIDENT, 1876.		GOVERNOR, 1880.	
	Hancock. Dem.	Garfield. Rep.	Tilden. Dem.	Hayes. Rep.	Jarvis. Dem.	Buxton. Rep.
Alamance .....	1,463	1,247	1,391	1,146	1,447	1,277
Alexander .....	824	366	846	344	792	375
Alleghany .....	549	259	527	150	514	247
Anson .....	1,617	1,010	1,599	1,317	1,632	995
Ashe .....	1,117	1,069	1,077	822	1,027	1,032
Beaufort .....	1,766	1,723	1,723	1,543	1,717	1,743
Bertie .....	1,169	1,782	1,120	1,055	1,188	1,721
Bladen .....	1,278	1,537	1,397	1,390	1,278	1,530
Brunswick .....	746	889	1,002	1,044	702	896
Buncombe .....	1,995	1,591	1,991	1,186	1,925	1,566
Burke .....	1,125	790	1,215	578	1,074	816
Cabarrus .....	1,499	1,054	1,641	927	1,465	1,057
Caldwell .....	988	442	1,193	286	971	419
Camden .....	642	524	683	556	631	523
Carteret .....	1,026	701	1,150	710	982	705
Caswell .....	1,457	1,787	1,493	1,032	1,446	1,790
Catawba .....	1,883	624	1,874	446	1,867	619
Chatham .....	2,206	1,884	2,141	1,870	2,159	1,888
Cherokee .....	722	649	680	532	748	643
Chowan .....	630	852	629	806	628	854
Clay .....	365	187	315	184	356	181
Cleveland .....	1,736	535	1,769	483	1,691	554
Columbus .....	1,597	922	1,431	770	1,577	922
Craven .....	1,180	2,809	1,289	2,727	1,190	2,816
Cumberland .....	2,109	2,137	2,230	2,123	2,079	2,162
Currituck .....	974	364	992	398	988	326
Dare .....	288	274	305	237	283	265
Davidson .....	1,781	1,864	1,782	1,173	1,745	1,887
Davie .....	975	766	1,036	702	913	898
Duplin .....	2,015	1,228	2,195	1,253	1,963	1,214
Edgecombe .....	1,726	3,475	1,652	3,841	1,723	3,470
Forsyth .....	1,778	1,791	1,496	1,529	1,765	1,796
Franklin .....	2,032	2,012	1,873	1,920	2,034	1,998
Gaston .....	1,107	1,139	1,250	815	1,097	1,127
Gates .....	1,010	523	909	571	1,009	518
Graham* .....	.....	.....	.....	.....	.....	.....
Granville .....	2,828	3,178	2,047	2,094	2,831	3,142
Greene .....	880	943	896	1,067	863	950
Guilford .....	2,280	2,233	2,334	1,968	2,251	2,248
Halifax .....	1,744	2,477	1,683	3,226	1,775	2,426
Harnett .....	1,028	704	1,070	736	995	724
Haywood .....	932	507	1,010	427	959	440
Henderson .....	674	836	784	755	646	843
Hertford .....	983	1,140	1,020	1,081	959	1,131
Hyde .....	819	609	898	656	799	592
Iredell .....	2,389	1,616	2,407	1,242	2,346	1,603
Jackson .....	677	261	652	261	656	215
Johnston .....	2,059	1,631	2,174	1,682	2,063	1,707
Jones .....	574	800	597	801	575	796
Lenoir .....	1,132	1,353	1,214	1,506	1,088	1,370
Lincoln .....	913	786	1,130	637	902	763
Macon .....	746	335	770	282	789	267
Madison .....	951	1,124	895	812	937	1,089
Martin .....	1,408	1,287	1,334	1,150	1,386	1,295
McDowell .....	817	555	963	543	771	578
Mecklenburg .....	3,361	3,245	3,417	2,649	3,289	3,206
Mitchell .....	514	987	747	558	497	963
Montgomery .....	719	862	648	751	695	898
Moore .....	1,476	1,367	1,365	1,203	1,452	1,397
Nash .....	1,612	1,406	1,716	1,342	1,556	1,367
New Hanover .....	1,438	2,200	1,634	2,994	1,359	2,349
Northampton .....	1,514	2,085	1,424	2,191	1,512	2,041
Onslow .....	1,085	537	1,317	550	1,035	530
Orange .....	2,537	1,902	2,428	1,668	2,225	1,914
Pamlico .....	582	362	745	513	584	386
Pasquotank .....	575	1,059	849	1,224	573	1,052
Pender .....	1,007	1,234	1,172	1,252	998	1,246
Perquimans .....	758	992	832	1,020	749	979
Person .....	1,344	1,123	1,211	989	1,308	1,103
Pitt .....	2,200	1,816	2,136	1,895	2,228	1,771
Polk .....	335	420	408	342	330	429
Randolph .....	2,005	1,811	1,775	1,570	1,976	1,834
Richmond .....	1,363	1,743	1,350	1,456	1,340	1,739
Robeson .....	2,235	1,960	2,117	1,729	2,253	1,924









COUNTIES—33.	PRESIDENT, 1880.			PRESIDENT, 1876.		JUDGE SUPREME COURT, 1880.			GOVERNOR, 1876.		
	Garfield. Rep.	Hancock. Dem.	Weaver. Gr.	Hayes. Rep.	Tilden. Dem.	Melivaine. Rep.	Follett. Dem.	Lou-d. n. Gr.	Foster. Rep.	Ewing. Dem.	Platt, Gr.
Franklin . . . . .	9,438	9,863	97	7,557	9,383	9,141	9,996	60	8,433	9,313	162
Fulton . . . . .	2,912	1,787	85	2,697	1,597	2,838	1,795	108	2,498	1,632	60
Gallia . . . . .	3,488	2,310	7	3,202	2,302	3,408	2,305	2	3,328	2,491	7
Geauga . . . . .	3,053	815	52	3,004	808	2,996	805	9	2,844	775	70
Greene . . . . .	4,927	2,455	9	4,488	2,494	4,824	2,492	.....	4,582	2,440	.....
Guernsey . . . . .	3,318	2,568	26	3,106	2,460	3,272	2,602	11	3,179	2,527	9
Hamilton . . . . .	35,173	30,122	102	28,869	29,451	34,333	31,429	57	29,616	25,971	102
Hancock . . . . .	3,124	3,350	33	2,811	3,215	2,790	3,134	52	2,911	3,308	47
Hardin . . . . .	3,472	3,032	1	2,830	2,702	3,417	3,120	.....	3,312	3,033	2
Harrison . . . . .	2,767	2,082	21	2,564	2,020	2,693	2,076	9	2,639	2,110	19
Henry . . . . .	1,738	2,871	26	1,527	2,445	1,645	2,715	19	1,474	2,506	.....
Highland . . . . .	3,648	3,490	.....	3,341	3,323	3,613	3,588	.....	3,549	3,444	3
Hocking . . . . .	1,830	2,422	88	1,475	2,259	1,731	2,405	99	1,667	2,371	99
Holmes . . . . .	1,370	3,281	5	1,241	3,171	1,277	3,151	.....	1,266	3,167	.....
Huron . . . . .	4,566	3,040	177	4,504	3,014	4,403	2,968	196	4,149	3,203	75
Jackson . . . . .	2,763	2,031	35	2,522	1,954	2,720	2,162	24	2,424	2,022	16
Jefferson . . . . .	4,434	2,945	77	4,067	2,922	4,341	2,885	68	3,988	2,915	76
Knox . . . . .	3,432	3,475	58	3,151	3,301	3,895	3,425	67	3,282	3,436	51
Lake . . . . .	2,978	1,104	108	2,941	1,141	2,884	1,092	115	2,661	1,085	119
Lawrence . . . . .	4,627	2,862	17	3,975	2,949	4,399	2,838	53	3,930	2,794	154
Licking . . . . .	4,210	5,575	74	3,962	5,473	4,081	5,534	85	4,043	5,413	90
Logan . . . . .	3,739	2,468	21	3,259	2,286	3,685	2,417	15	3,472	2,228	53
Lorain . . . . .	5,609	2,752	67	5,187	2,720	5,422	2,734	62	5,058	2,656	97
Lucas . . . . .	7,157	5,985	426	6,524	5,155	6,825	5,946	728	5,152	5,245	1,550
Madison . . . . .	2,680	2,305	15	2,191	2,145	2,596	2,342	9	2,553	2,301	27
Mahoning . . . . .	4,943	4,044	241	3,921	3,691	4,772	4,054	229	4,179	3,853	219
Marion . . . . .	2,192	2,932	7	1,918	2,603	2,152	2,926	7	2,032	2,777	41
Medina . . . . .	3,340	2,158	21	3,119	2,192	3,214	2,130	18	3,107	2,137	3
Meigs . . . . .	4,103	2,749	10	3,962	2,773	4,041	2,802	10	4,067	2,831	4
Mercer . . . . .	1,473	3,367	13	1,128	2,840	1,330	3,154	.....	1,118	2,040	31
Miami . . . . .	4,928	3,604	40	4,388	3,509	4,846	3,589	44	4,639	3,416	110
Monroe . . . . .	1,600	3,751	106	1,462	3,805	1,510	3,807	162	1,243	3,112	618
Montgomery . . . . .	9,726	10,332	54	7,921	8,971	9,742	10,584	45	8,547	9,257	98
Morgan . . . . .	2,510	2,091	26	2,376	2,108	2,504	2,105	23	2,420	2,100	8
Morrow . . . . .	2,581	2,143	42	2,450	2,046	2,488	2,142	32	2,305	2,005	112
Muskingum . . . . .	5,804	5,336	68	5,232	5,457	5,752	5,452	56	5,641	5,243	45
Noble . . . . .	2,316	2,044	188	2,225	2,096	2,272	2,043	191	2,317	2,008	198
Ottawa . . . . .	1,510	2,559	59	1,336	2,208	1,401	2,510	50	1,311	2,275	27
Paulding . . . . .	1,527	1,431	5	1,313	1,180	1,437	1,402	22	1,289	1,210	22
Perry . . . . .	2,676	3,187	377	2,084	2,810	2,545	3,144	453	2,503	2,972	349
Pickaway . . . . .	2,910	3,753	4	2,565	3,369	2,836	3,714	4	2,640	3,553	11
Pike . . . . .	1,756	2,192	25	1,465	2,096	1,688	2,207	41	1,570	2,088	48
Portage . . . . .	3,990	3,147	86	3,712	3,000	3,859	3,096	84	3,652	3,104	114
Preble . . . . .	3,183	2,711	4	3,084	2,551	3,139	2,809	1	2,952	2,627	.....
Putnam . . . . .	1,851	3,417	24	1,606	3,174	1,717	3,343	22	1,557	3,045	67
Richland . . . . .	4,032	4,885	6	3,649	4,407	3,927	4,805	1	3,863	4,721	14
Ross . . . . .	4,734	4,551	28	4,177	4,431	4,614	4,596	15	4,406	4,511	16
Sandusky . . . . .	3,059	3,640	148	3,032	3,330	2,912	3,688	197	2,643	3,427	287
Scioto . . . . .	3,639	2,912	61	3,359	3,025	3,546	3,191	40	3,365	3,029	58
Seneca . . . . .	4,008	4,845	109	3,793	4,615	3,864	4,747	117	3,921	4,627	108
Shelby . . . . .	2,274	3,320	8	1,985	3,141	2,176	3,137	4	2,031	2,945	14
Stark . . . . .	7,264	6,965	193	6,410	6,772	7, 25	6,839	263	7,008	6,899	158
Summit . . . . .	5,890	4,071	192	5,055	3,804	5,608	3,986	213	5,146	3,831	178
Trumbull . . . . .	6,796	3,184	208	6,133	3,030	6,591	3,098	212	5,997	3,054	278
Tuscarawas . . . . .	4,096	4,844	71	3,574	4,545	3,996	4,639	77	3,759	4,569	184
Union . . . . .	3,302	2,236	2	2,939	2,073	3,243	2,275	.....	2,947	2,144	10
Van Wert . . . . .	2,634	2,571	5	2,290	2,410	2,559	2,554	2	2,374	2,479	8
Vinton . . . . .	1,700	1,992	5	1,533	1,817	1,706	2,019	3	1,489	1,891	24
Warren . . . . .	4,565	2,564	5	4,146	2,559	4,486	2,675	1	4,225	2,449	4
Washington . . . . .	4,711	4,452	112	4,361	4,492	4,663	4,597	144	4,505	4,138	361
Wayne . . . . .	4,424	4,819	23	4,009	4,598	4,300	4,786	19	4,232	4,710	12
Williams . . . . .	2,881	2,596	176	2,701	2,546	2,873	2,632	168	2,761	2,628	89
Wood . . . . .	4,305	3,441	179	4,079	3,245	4,124	3,432	213	3,773	3,187	217
Wyandot . . . . .	2,398	2,981	2	2,079	2,619	2,316	2,921	2	2,282	2,812	.....
Totals . . . . .	375,048	340,821	6,456	330,698	323,182	364,045	340,998	6,859	336,261	319,132	9,072
Plurality . . . . .	34,227			7,516		23,047			17,129		
Percent . . . . .	51.73	47.01	.89	50.21	49.07	50.92	47.70	.95	50.25	47.69	1.35
Scattering . . . . .		2,642					2,905			4,705	
Total vote . . . . .		721,967		658,649			714,807			669,170	

Of the "scattering" in 1880, the Prohibition ticket received 2,616 votes for President, and 2,858 for Judge of Supreme Court. In 1876, Cooper, Greenback, had 2,057 votes for President; Smith, Prohibition, 1,636; and there were 76 scattering.









PENNSYLVANIA—State Ticket.

COUNTIES.—67.	PRESIDENT, 1880.			PRESIDENT, 1876.		SUPREME JUDGE, 1880.			TREASURER, 1879.		
	Garfield. Rep.	Hancock. Dem.	Weaver. Gr.	Hayes. Rep.	Tilden. Dem.	Green. Rep.	Jenks. Dem.	Calvin. Gr.	Butler. Rep.	Barr. Dem.	Sutton. Gr.
Adams.....	3,137	3,752	69	2,921	3,439	3,136	3,749	67	2,375	2,578	118
Allegheny.....	35,539	22,096	1,636	28,729	19,247	35,328	21,984	1,746	17,913	11,199	1,435
Armstrong.....	4,721	3,991	375	4,613	3,821	4,681	4,223	37	3,752	3,097	652
Beaver.....	4,700	3,498	129	3,982	2,949	4,693	3,490	133	3,367	2,105	137
Bedford.....	3,638	3,723	53	3,210	3,532	3,655	3,724	41	2,073	2,095	60
Berks.....	9,225	16,959	179	8,020	15,609	9,221	16,903	187	4,932	8,025	260
Blair.....	5,808	4,728	195	4,752	3,933	5,857	4,679	216	3,922	3,136	274
Bradford.....	8,152	4,950	496	8,008	4,989	8,173	4,761	155	4,588	2,140	424
Bucks.....	8,385	8,627	23	7,722	8,023	8,388	8,618	8	6,626	6,243	.....
Butler.....	5,269	4,678	346	5,643	4,830	5,302	4,691	63	2,466	2,109	252
Cambria.....	3,962	4,555	150	2,989	4,257	3,989	4,548	42	2,514	3,117	819
Cameron.....	647	582	27	572	543	665	595	7	427	352	19
Carbon.....	2,857	3,464	88	2,758	3,106	2,889	3,450	54	1,926	2,333	180
Centre.....	3,602	4,598	99	3,266	4,065	3,605	4,568	66	1,776	2,710	299
Chester.....	11,298	7,524	90	9,715	6,621	11,318	7,458	71	6,623	3,388	72
Clarion.....	2,933	4,433	322	3,060	4,167	2,893	4,462	149	1,939	3,030	247
Cumberland.....	3,105	4,928	296	2,318	4,220	3,156	4,965	1	1,372	2,494	427
Clinton.....	2,284	3,117	36	1,809	2,973	2,288	3,097	7	1,327	1,889	61
Columbia.....	2,236	4,598	192	2,069	4,390	2,187	4,574	227	1,160	2,441	378
Crawford.....	7,192	5,847	1,759	7,245	6,536	7,135	6,136	.....	3,606	2,011	1,840
Cumberland.....	4,431	5,462	118	4,150	5,062	4,415	5,473	111	3,813	4,407	118
Dauphin.....	8,573	6,619	315	7,494	5,474	8,575	6,779	15	5,138	3,216	300
Delaware.....	7,008	4,473	21	5,484	3,250	6,983	4,394	24	3,162	1,687	85
Elk.....	720	1,534	88	534	1,330	693	1,574	54	396	881	149
Erie.....	8,752	6,471	641	8,724	6,479	8,731	6,704	.....	5,281	3,244	738
Fayette.....	4,920	6,250	609	4,379	5,594	5,010	6,218	29	2,594	2,949	345
Forest.....	370	325	281	464	385	364	318	226	270	199	290
Franklin.....	5,379	4,964	4	4,897	4,620	5,371	4,984	4	3,256	2,768	6
Fulton.....	853	1,252	.....	821	1,199	852	1,250	.....	592	829	.....
Greene.....	2,210	4,271	32	1,956	3,719	2,098	4,101	1	1,382	2,378	54
Huntingdon.....	3,787	3,039	393	3,493	2,982	3,803	3,083	326	2,098	1,478	284
Indiana.....	4,617	2,119	1,488	4,934	2,248	4,553	3,203	2	2,722	808	1,708
Jefferson.....	2,750	2,635	137	2,350	2,549	2,565	2,854	49	1,821	1,576	165
Juniata.....	1,625	1,999	62	1,550	2,013	1,640	2,000	57	1,466	1,734	184
Lackawanna.....	7,357	7,178	151	.....	.....	7,386	7,048	31	5,364	3,613	1,619
Lancaster.....	19,489	10,789	39	17,425	9,638	19,480	10,732	34	11,705	5,303	48
Lawrence.....	4,360	2,047	168	3,429	1,763	4,346	2,019	171	2,803	1,251	188
Lebanon.....	5,042	3,218	7	4,552	3,028	5,052	3,200	.....	3,655	2,167	23
Leligh.....	6,144	8,292	17	5,585	7,758	6,163	8,296	4	3,407	3,795	6
Luzerne.....	11,028	12,575	372	14,920	18,395	11,060	12,318	315	7,042	5,735	3,538
Lycum.....	4,955	6,416	560	4,110	5,423	4,941	6,380	554	2,039	2,445	550
McKean.....	3,693	3,169	299	1,427	1,320	3,666	3,259	27	990	870	103
Mereer.....	6,079	5,029	490	5,508	4,586	6,080	5,211	.....	3,622	2,661	465
Mifflin.....	2,075	1,955	25	1,717	1,892	2,064	1,976	.....	1,221	1,276	10
Monroe.....	962	3,334	17	776	3,280	940	3,331	8	399	1,371	23
Montgomery.....	11,026	11,025	75	9,386	9,654	11,075	11,025	37	6,777	6,830	111
Montour.....	1,265	1,862	80	1,136	1,727	1,254	1,850	67	497	987	288
Northampton.....	5,961	9,653	93	5,311	9,271	6,169	9,475	104	2,601	4,224	15
Northumberland.....	4,847	5,931	319	4,269	5,061	4,840	5,907	334	2,593	3,041	214
Perry.....	3,032	2,894	.....	2,664	2,789	3,045	2,894	1	2,428	2,348	.....
Philadelphia.....	97,220	76,330	237	77,075	62,110	97,929	75,611	249	74,176	44,335	299
Pike.....	537	1,332	10	443	1,387	491	1,329	60	240	651	.....
Potter.....	1,773	1,134	255	1,621	1,280	1,773	1,267	60	739	370	239
Schuylkill.....	9,337	11,511	2,488	8,679	10,456	9,262	11,178	2,859	4,036	4,817	2,581
Snyder.....	2,120	1,579	13	1,922	1,539	2,130	1,573	.....	1,406	839	40
Somerset.....	4,150	2,500	55	3,784	2,336	4,145	2,457	52	2,308	1,271	.....
Sullivan.....	625	994	72	502	879	588	926	4	295	442	75
Susquehanna.....	5,031	3,802	256	4,823	3,885	5,026	3,764	.....	3,258	2,157	306
Tioga.....	6,018	2,815	1,151	5,892	2,729	6,005	2,825	1,119	3,720	1,400	1,563
Union.....	2,254	1,502	11	2,154	1,490	2,276	1,480	.....	1,727	1,130	40
Venango.....	4,089	3,573	685	3,841	3,470	4,061	3,662	569	2,579	1,780	440
Warren.....	3,207	2,118	684	3,151	2,365	3,232	2,195	595	2,044	935	1,285
Washington.....	6,451	5,850	330	5,806	5,323	6,442	5,858	257	5,274	4,735	279
Wayne.....	3,122	3,421	13	2,760	3,680	3,115	3,358	.....	1,904	1,993	206
Westmoreland.....	7,113	7,975	899	6,217	7,466	7,032	7,908	764	5,099	5,472	812
Wyoming.....	1,787	1,983	38	1,679	2,020	1,784	1,968	.....	1,072	1,071	6
York.....	7,870	11,581	9	6,827	10,403	7,870	11,084	3	4,458	5,754	5
Total.....	444,704	407,428	20,668	384,122	366,158	444,034	406,904	12,653	280,153	231,715	27,207
Plurality.....	37,276	.....	.....	17,964	.....	37,130	.....	.....	58,438	.....	.....
Per cent.....	50.83	46.57	2.35	50.62	48.25	51.36	47.07	1.46	52.62	41.64	5.11
Scattering.....	.....	1,983	.....	8,589	.....	.....	826	.....	.....	3,304	.....
Total vote.....	.....	874,733	.....	758,869	.....	.....	864,417	.....	.....	532,379	.....

Total vote for Dow, Temperance Prohibition candidate, 1880, 1,939; scattering, 44; total scattering, 1,983.

In 1876, out of 8,589 scattering votes, 7,187 were cast for Cooper, Greenback candidate for President; 1,319 votes for Green Clay Smith, Prohibition; and 83 for J. B. Walker, "Anti-Secret Society candidate."

PENNSYLVANIA.—Representatives in Congress.

1s District.	1880.		1878.		
	H. H. Bing-ham.	G. R. Snow-den.	Bing-ham.	M'Can-dless.	Stev-enson.
Philadelphia.	Rep.	Dem.	Rep.	Dem.	Gr.
1st ward...	4,842	3,878	3,305	1,529	1,233
2d ward...	2,564	3,287	1,898	1,245	1,658
7th ward...	4,151	1,888	3,027	1,171	280
26th ward...	3,920	2,722	2,793	1,097	671
30th ward...	3,437	2,397	2,728	1,282	381
Total.....	18,914	14,172	13,751	6,324	4,223
Plurality...	4,742		7,427		
Per cent.....	57.13	42.81	56.59	26.02	17.37
Scattering..	17				
Total v....	33,103			24,298	

2d Dist.	1880.		1878.		
	C. O'Neill.	A. S. Hart-ranft.	O'Neill.	Gib-son.	Key-ser.
Philadelphia.	Rep.	Dem.	Rep.	Dem.	Gr.
8th ward...	2,565	1,333	1,924	1,090	4
9th ward...	1,679	1,203	1,312	958	11
10th ward...	3,275	1,628	2,494	968	37
13th ward...	2,441	1,561	1,873	1,194	37
14th ward...	2,936	1,894	1,979	1,326	103
17th w.(pt.)	690	1,769	530	1,267	47
20th ward...	5,338	3,734	3,951	2,264	163
Total.....	18,924	13,122	14,063	9,177	402
Plurality...	5,802		4,886		
Per cent.....	59.01	40.91	59.50	38.86	1.62
Scattering..		23			
Total v....	32,069			23,642	

3rd Dist.	1880.		1878.	
	Benj. L. Berry.	Sam'l J. Ran-dall.	Shed-don.	Ran-dall.
Philadelphia.	Rep.	Dem.	G. & R.	Dem.
3d ward.....	1,220	2,227	1,083	1,802
4th ward.....	1,508	2,666	1,164	2,073
5th ward.....	2,003	1,785	1,577	1,364
6th ward.....	1,022	1,305	877	1,062
11th ward.....	1,003	1,856	786	1,410
12th ward.....	1,521	1,727	1,166	1,397
16th ward.....	1,633	2,065	1,317	1,609
Total.....	9,880	13,661	7,970	10,717
Plurality.....		3,781		2,747
Per cent.....	41.87	57.90	42.79	57.20
Scattering.....		52		
Total vote...	23,593		18,687	

4th Dist.	1880.		1878.	
	Wm. D. Keiley.	Geo. Bull.	Kel-ley.	Banes.
Philadelphia.	Rep.	Dem.	G. & R.	Dem.
15th ward.....	5,832	3,907	4,161	3,135
21st ward.....	2,476	1,602	2,035	1,054
20th ward.....	5,218	3,847	3,561	2,677
27th ward.....	3,086	1,329	2,162	862
28th ward.....	4,326	2,691	2,826	1,592
19th ward.....	5,030	3,111	3,041	2,377
Total.....	25,968	16,487	17,786	11,697
Plurality.....	9,481		6,089	
Per cent.....	61.16	38.83	60.30	39.60
Scattering.....		2		
Total vote...	42,457		29,483	

5th Dist.	1880.		1878.		
	Alfred C. Har-mer.	Jona-than K.Fol-well.	Har-mer.	Dal-lam.	Steph-ens.
Philadelphia.	Rep.	Dem.	Rep.	Dem.	Gr.
17th w. (pt.)	753	777	534	502	46
18th ward...	4,024	2,560	3,071	1,728	262
19th ward...	4,624	3,799	3,010	2,436	470
22d ward...	3,943	2,213	2,854	1,383	36
23d ward...	3,590	2,076	2,562	1,465	96
25th ward...	3,562	3,617	2,333	2,645	279
31st ward...	3,972	2,290	2,420	1,583	350
Total.....	24,468	17,332	16,784	11,742	1,539
Plurality...	7,136		5,042		
Per cent....	58.22	41.24	55.82	39.05	5.12
Scattering..		222			
Total v....	42,022			30,065	

6th Dist.	1880.		1878.		
	Wm. Ward.	R. Jones Mon-aghan.	Ward.	Cus-ter.	Hib-bard.
Chester.....	Rep.	Dem.	Rep.	Dem.	Gr.
Delaware...	11,302	7,455	8,195	5,402	211
Total.....	18,368	11,848	13,041	8,285	709
Plurality....	6,520		4,756		
Per cent....	60.35	38.93	59.18	37.59	3.22
Scattering..		218			
Total v....	30,434			22,035	

7th Dist.	1880.		1878.		
	Wm. God-shalk.	Jno. Slin-gluff.	God-shalk.	James.	Acker.
Montg'my..	Rep.	Dem.	Rep.	Dem.	Gr.
Bucks, (pt.)	10,996	11,064	8,945	9,253	384
Total.....	17,944	16,080	15,092	13,754	569
Plurality....	1,864		1,338		
Per cent....	52.57	47.11	51.65	47.06	1.28
Scattering..		107			
Total v....	34,131			29,415	

8th Dist.	1880.		1878.		
	J. H. Jacobs.	D. Er-men-trout.	Maltz-berger.	Cly-mer.	Yoder.
Berks.....	Rep.	Dem.	Rep.	Dem.	Gr.
Plurality....	9,152	16,049	6,428	12,419	2,330
Per cent....	35.97	63.08	30.35	58.64	11.02
Scattering..		239			
Total v....	25,440			21,177	

9th Dist.	1880.		1878.		
	A. Herr Smith.	Jacob L.Stein-metz.	Smith.	Wilson.	Clair.
Lancaster..	Rep.	Dem.	Rep.	Dem.	Gr.
Plurality...	19,466	10,665	15,486	8,605	273
Per cent....	64.27	35.21	63.56	35.31	1.12
Scattering...		156			
Total vote...	30,287			24,364	



PENNSYLVANIA.—Representatives in Congress.—Continued.

1880.						1878.		
Hiram Wm. Fisher. H. Mutchler.		Whitaker.	Bachman.	Longaker.				
Rep.	Dem.	Rep.	Dem.	Gr.				
10th Dist.	1,320	3,451	245	2,895	1,038			
Bucks(part)	6,120	8,231	906	6,619	4,358			
Lehigh	5,886	9,682	3,278	7,164	1,933			
N'thampton	Total .....13,326 21,364 4,429 16,678 7,329							
	Plurality ... 8,038		9,349					
	Per cent..... 38.17 61.19		15.57 58.65		25.77			
	Scattering.. 222							
	Total vote.. 34,912		28,436					

1880.						1878.		
Wm.J. Scott.		Robt. Klotz.	Al. Klotz.	Brockway.	Orvis.			
Rep.	Dem.	Rep.	Dem.	Gr.				
11th Dist.	2,819	3,523	2,319	2,051	131	898		
Carbon	2,120	4,500	1,523	1,083	1,930	1,277		
Columbia	707	1,238	448	18	474	739		
Lkw'na (pt)	3,114	4,011	1,924	1,293	618	1,267		
Luzerne(pt)	940	3,326	655	2,230	237	445		
Montour	1,228	1,867						
Pike	537	1,347	463	596	556	89		
Total .....11,465 19,812 8,116 8,210 4,327 5,637								
Plurality...		8,347		94				
Per cent..... 35.90		62.04		31.51		31.25		16.96 20.26
Scattering.. 657								
Total vote		31,934		26,290				

1880.						1878.		
Jos. A. Scranton.		Dan'l W. Conolly.	Hendrick B. Wright.	Robt. B. erts.	Wright G.&D.			
Rep.	D.Gr.	Gr.	Rep.	Gr.				
12th District.	6,196	3,822	2,161	4,081	4,322			
Lackawanna (part)	7,259	7,126	2,013	5,043	7,385			
Luzerne (pt)	Total .....13,455 10,948 4,174 9,124 11,817							
Plurality..... 2,507				2,693				
Per cent..... 46.87		38.14		14.54		43.36		56.43
Scattering..... 124								
Total vote.. 28,701		20,941						

1880.						1878.		
Charles N. Brumm.		John W. Ryon.	Fisher.	Ryon.	Brumm			
Rep.	Dem.	Rep.	Dem.	Gr.				
13th Dist.	12,038	11,007	5,698	7,320	7,128			
Schuylkill	1,031				192			
Total .....52.23 47.76 27.78 36.37 35.88								
Plurality..... 1,031				192				
Per cent..... 52.23		47.76		27.78		36.37		35.88
Total vote.. 23,045		20,146						

1880.						1878.		
Sam'l F. Barr.		Grant Weidman.	Killinger.	Withington.	Eargley.			
Rep.	Dem.	Rep.	Dem.	Gr.				
14th Dist.	8,577	6,536	6,483	5,079	1,844			
Dauphin	4,917	3,303	3,813	2,465	606			
Lebanon	4,826	5,912	3,363	4,489	1,512			
Northumberland	Total .....18,320 15,771 13,659 12,033 3,962							
Plurality .... 2,549		1,626						
Per cent..... 52.68		45.35		46.06		40.58		13.35
Scattering ... 682								
Total vote.		34,773		29,654				

1880.						1878.		
Corn's C. Jadwin.		Robt. A. Packer.	Josh. A. Burrows.	Overton.	Dimick.	De Witt.		
Rep.	Dem.	Gr.	Rep.	Dem.	Gr.			
15th Dist.	7,974	4,929	625	6,074	1,826	3,056		
Bradford	5,007	3,746	279	3,829	218	3,601		
Susqueha'a	3,487	2,962	8	1,927	1,059	1,704		
Wayne	1,755	1,965	54	1,315	680	950		
Wyoming	Total .....18,223 13,602 966 13,145 3,783 9,321							
Plurality .... 4,621		3,824						
Per cent..... 55.20		41.20		2.92		50.85		14.63 34.51
Scattering... 221								
Total vote		33,012		25,849				

1880.						1878.		
Robt. J. C. Walker.		David Kirk.	Mitchell.	Smith.	Davis.			
Rep.	Dem.	Gr.	Rep.	Dem.	Gr.			
16th Dist.	676	566	433	352	337			
Cameron	5,191	6,713	3,083	2,893	4,273			
Lycoming	3,541	3,591	1,515	1,252	774			
McKean	1,759	1,425	1,350	11	1,157			
Potter	665	1,024	424	597	413			
Sullivan	6,008	3,959	4,328	744	3,109			
Tioga	Total .....17,850 17,304 11,133 5,849 10,663							
Plurality..... 546		1,070						
Per cent..... 50.77		49.21		41.16		21.62		37.20
Scattering... 4								
Total vote.		35,158		27,045				

1880.						1878.		
Jacob W. Campbell.		Alex. H. of Froth.	Campbell.	Cof-froth.	Adams.			
Rep.	Dem.	Rep.	Dem.	Gr.				
17th Dist.	3,617	3,773	3,048	3,303	186			
Bedford	5,776	4,827	3,769	3,389	925			
Blair	4,090	4,455	2,415	3,246	1,003			
Cumbria	3,837	2,809	2,935	2,534	161			
Somerset	Total .....17,300 15,864 12,167 12,472 2,275							
Plurality..... 1,436		305						
Per cent..... 51.55		47.28		45.19		46.33		8.47
Scattering... 391								
Total vote.		33,555		26,919				

1880.						1878.		
Horatio G. Fisher.		R. Milton Speer.	Fisher.	Sten-Doughger.	Dougherty.			
Rep.	Dem.	Gr.	Rep.	Dem.	Gr.			
18th Dist.	5,376	5,008	4,612	4,806	2			
Franklin	851	1,245	799	1,230	.....			
Fulton	3,703	3,431	3,378	2,663	432			
Huntingdon	1,681	2,016	1,483	1,855	99			
Juniata	3,108	2,840	2,776	2,633	85			
Perry	2,128	1,590	1,850	1,484	126			
Snyder	Total .....16,847 16,130 14,878 14,671 754							
Plurality..... 717		297						
Per cent..... 51.08		48.91		49.09		48.41		2.49
Total vote.		32,977		30,303				

1880.						1878.		
Chas. J. Little.		Frank E. Beltz-hoover.	Cochran.	Beltz-hoover.	Slayton.			
Rep.	Dem.	Rep.	Dem.	Gr.				
19th Dist.	3,128	3,756	2,757	3,350	154			
Adams	4,312	5,570	3,497	4,980	581			
Cumberland	7,569	11,295	6,088	9,489	86			
York	Total .....15,009 20,621 12,322 17,819 821							
Plurality..... 5,612		5,497						
Per cent..... 41.01		56.34		39.80		57.54		2.65
Scattering... 965								
Total vote.		36,596		30,962				

PENNSYLVANIA---Representatives in Congress---Continued.

		1880.		1878.				1880.		1878.			
20th Dist.		Thos. H. Mur-ray.	Andrew G. Curtin	Yocum.	Curtin.			Wm. S. J. Mur-Shal-len-ber-ger.	Hen-ry M. ber-Close.	Shal-len-ber-ger.	Clen-denin.	Emer-son.	
		Rep.	Dem.	G. & R.	Dem.			Rep.	Dem.	Gr.	Rep.	Dem.	Gr.
Centre.....		3,529	4,669	3,486	3,535			4,728	3,388	215	3,501	2,999	524
Clearfield .....		3,482	4,799	2,914	3,034			4,375	1,935	240	2,470	2,111	451
Clinton.....		2,340	3,077	2,264	2,565			6,464	5,663	502	5,290	4,915	926
Elk .....		828	1,496	803	1,010			15,567	10,986	957	11,261	10,025	1,901
Mifflin.....		2,102	1,943	1,767	1,782			4,581			1,236		
Union.....		2,291	1,477	2,220	1,455			56.58	39.93	3.47	48.56	43.23	8.20
Total.....		14,572	17,461	13,454	13,381			Tot. vo.	27,510		23,187		
Plurality.....			2,889		73								
Per cent.....		45.48	54.50	50.13	49.86								
Scattering.....			2										
Total vote....			32,035		26,835								
21st Dist.		Jas. E. Sayers.	Mor-gan R. W. K. Wise.	Geo. Bailey.	Wise.	Mc-Far-land.							
		Rep.	Dem.	Gr.	Rep.	Dem.	Gr.						
Fayette... ..		3,121	6,177	2,446	2,893	4,005	1,965						
Greene ... ..		2,196	4,152	91	1,602	3,144	142						
West-moreland		6,562	7,857	1,546	4,853	5,731	1,712						
Total.....		11,879	18,186	4,083	9,348	12,880	3,819						
Plurality			6,307			3,533							
Per cent..		34.78	53.25	11.95	35.89	49.44	14.65						
Tot. vo.			34,148		26,047								
22nd Dist.		Rus-sell Er-rett.	Jas. Hop-kins.	H. J. Sul-livan.	Mich. J. rett.	Er-rett.	Duff.	Kirk.					
		Rep.	Dem.	Gr.	Rep.	Dem.	Gr.						
Alleghen-y, (pt)...		18,241	14,084	1,923	9,099	7,260	7,447						
Plurality.		4,157			1,652								
Per cent..		53.17	41.05	5.60	38.22	30.49	31.27						
Scatteri'g			58										
Tot. vo.			34,306		23,806								
23rd Dist.		Thos. M. Bayne.	Geo. T. Mil-ler.	Jno. H. Ste-ven-son.	Jno. Bayne.	Mc-Ken-na.	Wat-son.						
		Rep.	Dem.	Gr.	Rep.	Dem.	Gr.						
Alleghen-y, (pt)...		15,641	8,278	817	9,104	5,621	2,781						
Plurality.		7,363			3,483								
Per cent..		62.88	33.28	3.27	52.00	32.10	15.89						
Scat'ring				136									
Tot. vt.			24,872		17,506								
24th Dist.		Wm. S. J. Mur-Shal-len-ber-ger.	J. Mur-ray Clark.	Hen-ry M. ber-Close.	Shal-len-ber-ger.	Clen-denin.	Emer-son.						
		Rep.	Dem.	Gr.	Rep.	Dem.	Gr.						
Beaver ... ..		4,375	1,935	240	2,470	2,111	451						
Lawrence		6,464	5,663	502	5,290	4,915	926						
Washing- ton.....		15,567	10,986	957	11,261	10,025	1,901						
Total .....		4,581			1,236								
Plurality.		56.58	39.93	3.47	48.56	43.23	8.20						
Per cent..		Tot. vo.	27,510		23,187								
Tot. vo.													
25th District.		Harry White.	James Mos-grove.	White.	Guffey.	Mos-grove.							
		Rep.	D. & G.	Rep.	Dem.	Gr.							
Armstrong....		4,508	4,547	3,056	1,861	2,965							
Clarion.....		2,968	4,664	1,994	3,626	2,150							
Forest.....		392	584	317	262	290							
Indiana.....		4,634	3,529	3,512	1,341	2,364							
Jefferson .....		2,785	2,720	1,865	1,941	1,105							
Total.....		15,287	16,044	10,744	9,031	8,874							
Plurality.....			757		1,713								
Per cent.....		48.78	51.20	37.50	31.52	30.97							
Scattering .....			2										
Total vote...			31,333		28,649								
26th Dist.		Sam'l H. Miller.	Jas. Cald-well.	W. C. Plum-mer.	Dick.	Bard.	Plum-mer.						
		Rep.	Dem.	Gr.	Rep.	Dem.	Gr.						
Butler... ..		5,059	4,572	624	3,552	3,425	3,097						
Cra'ford		6,770	5,544	2,414	6,191	743	6,195						
Mercer .. ..		5,801	4,860	857	4,267	2,390	3,421						
Total.....		17,630	14,976	3,895	14,010	6,558	12,713						
Plural'y.		2,654			1,297								
Per cent		47.83	40.63	10.56	42.09	19.70	38.19						
Scat'ring				356									
Tot. vo.			36,857		33,281								
27th Dist.		Lewis F. Watson.	Alfred Short.	Osmer.	Allen.	Camp.							
		Rep.	Dem.	Gr.	Rep.	Dem.	Gr.						
Erie.....		8,409	7,403	5,596	4,796	1,634							
Warren.....		3,173	2,852	2,200	821	2,047							
Venango... ..		4,158	4,183	3,409	2,934	1,446							
Total .....		15,740	14,438	11,205	8,551	5,127							
Plurality....		1,302			2,654								
Per cent....		51.96	47.66	45.02	34.36	20.61							
Scattering..			110										
Total vote			30,288		24,883								

The Legislature of 1881-82 stands :

	Rep.	Dem.	Gr.	Dem. & Gr.	Rep. maj.
Senate.....	32	16	2	1	13
House.....	121	78	1	...	42
Joint Ballot.....	153	94	8	1	55



COUNTIES—5.	PRESIDENT, 1880.			PRESIDENT, 1876.		GOVERNOR, April 7, 1880.			GOVERNOR, 1879.		
	Garfield. Rep.	Hancock. Dem.	Weaver. Gr.	Hayes. Rep.	Tilden. Dem.	A. H. Littlefield. Rep.	H. A. Kimball. Dem.	A. C. Howard. Ind. Rep. & Pro.	Van Zandt. R. & P.	Segar. Dem.	Hill. Gr.
Bristol .....	1,039	443	12	1,022	617	537	300	222	492	103	2
Kent .....	1,759	1,153	19	1,429	964	1,265	881	397	1,220	701	19
Newport .....	2,064	979	5	1,831	1,045	1,076	728	639	1,206	463	.....
Providence.....	11,316	6,975	196	9,961	7,204	6,089	4,581	3,144	5,731	3,427	280
Washington....	2,017	1,229	4	1,544	882	1,257	950	645	1,068	812	17
Total.....	18,195	10,779	236	15,787	10,712	10,224	7,440	5,047	9,717	5,506	318
Plurality.....	7,416	.....	.....	5,075	.....	2,784	.....	.....	3,781	.....	.....
Per cent.....	62.23	36.87	.80	59.57	40.43	44.82	32.61	22.12	62.05	35.18	2.03
Total vote....	29,235			26,627		22,809			15,651		

Scattering, 1880, 25 votes. Scattering: 1880, 98 votes; 1879, 110.  
 No election of Governor by the people in 1880, a majority of all the votes cast being required to elect. The Legislature elected A. H. Littlefield, Rep., as Governor.

REPRESENTATIVES IN CONGRESS.

First District.		Second District.	
1880.		1880.	
Nelson W. Aldrich, Rep.....	9,510	Jonathan Chace, Rep.....	8,515
Isaac Lawrence, Dem.....	4,586	Franklin Treat, Dem.....	6,027
Scattering.....	187	Scattering .....	139
Total.....	14,283	Total vote.....	14,681
Rep. plurality .....	4,924	Rep. plurality .....	2,488
1878.		1878.	
N. W. Aldrich, Rep.....	5,969	L. W. Ballou, Rep.....	5,572
Thos. Davis, Dem.....	1,332	J. B. Barnaby, Dem.....	4,540
Lycurgus Sayles, Gr.....	575	J. F. Smith, Gr.....	311
Scattering... ..	93	Scattering. ....	4
Total....	7,969	Total.....	10,427
Rep. plurality .....	4,637	Rep. plurality.....	1,032
The Legislature of 1880 stands:			
	Rep.	Dem.	Rep. maj.
Senate.....	28	9	19
House .....	60	12	48
Joint ballot.....	88	21	67

SOUTH CAROLINA.—State Ticket.

COUNTIES—33.	PRESIDENT, 1880.		PRESIDENT, 1876.		COUNTIES—33.	PRESIDENT, 1880.		PRESIDENT, 1876.	
	Hancock. Dem.	Garfield. Rep.	Hayes. Rep.	Tilden. Dem.		Hancock. Dem.	Garfield. Rep.	Hayes. Rep.	Tilden. Dem.
Abbeville.....	6,451	1,576	3,712	3,804	Lexington....	2,014	1,168	1,297	2,095
Aiken.....	4,962	1,476	2,218	2,901	Marion.....	4,009	2,453	2,502	3,146
Anderson....	4,309	1,253	1,208	4,003	Marlboro....	2,428	1,478	1,617	1,942
Barnwell....	6,029	2,874	2,835	3,895	Newberry....	4,572	1,219	2,844	2,120
Beaufort....	393	6,035	7,553	2,250	Oconee.....	1,933	516	538	2,098
Charleston...	11,440	8,162	15,086	8,778	Orangeburg..	3,625	2,724	4,486	2,835
Chester.....	2,923	1,114	2,441	1,973	Pickens.....	1,695	491	423	1,994
Chesterfield..	1,925	1,073	988	1,626	Richland....	3,334	2,957	3,904	2,382
Clarendon....	2,513	1,473	1,894	1,425	Spartanburg.	4,947	1,840	1,547	4,603
Colleton . . .	1,788	2,112	4,231	2,921	Sumter .....	2,352	1,628	3,892	2,351
Darlington...	4,674	2,120	3,521	2,737	Union.....	2,987	754	1,810	2,461
Edgefield ....	6,587	1,044	3,123	6,257	Williamsburg	1,778	993	2,455	1,749
Fairfield.....	3,737	1,680	2,896	2,036	York.....	3,794	2,350	2,466	3,217
Georgetown..	161	622	2,791	1,055	Total.....	112,312	58,071	91,786	90,896
Greenville ...	4,241	2,088	1,771	4,130	Plurality.....	54,241	.....	890	.....
Hampton....	2,168	613	.....	.....	Per cent .....	65.69	33.96	50.24	49.75
Horry.....	.....	.....	591	1,944	Scattering...	.....	573	.....	.....
Kershaw.....	3,020	1,695	2,070	1,752	Total vote..	170,956	.....	182,682	.....
Lancaster....	1,948	.....	1,259	1,519					
Laurens.....	3,572	493	1,814	2,907					

Of the scattering votes in 1880, 566 were for Weaver, Greenback.  
 In 1880 the vote for Governor was: Hagood, Dem., 117,432; Blair, Greenback, 4,277.  
 No republican candidate.

SOUTH CAROLINA—Representatives in Congress.

	1880.		1878.			1880.		1878.	
	Richard-son. Dem.	Lee. Rep.	Richard-son. Dem.	Rainey. Rep.		Evins. Dem.	Blythe. Rep.	Evins. Dem.	No Nom. Rep.
1st District.					4th District.				
Georgetown ..	302	617	1,468	1,307	Greenville....	4,650	2,372	2,918	...
Williamsburg.	2,084	1,585	3,037	2,195	Spartanburg .	4,884	1,816	3,131	...
Darlington....	4,671	2,117	3,910	2,773	Union.....	2,969	747	2,800	...
Marlboro'.....	2,425	1,456	2,583	1,682	York.....	3,857	2,349	2,952	...
Marion.....	4,010	2,445	3,640	2,238	Fairfield.....	3,746	1,680	2,556	...
Horry.....	2,173	599	1,748	426	Chester.....	2,909	1,124	2,798	...
Chesterfield..	1,917	1,066	1,545	985	Kershaw.....	3,024	1,692	2,743	741
Sumter.....	2,560	1,789	4,776	2,940	Lancaster....	1,946	....	2,802	...
Total.....	20,142	11,674	22,707	14,546	Total.....	27,985	11,780	22,700	741
Plurality.....	8,468		8,101		Plurality.....	16,205		21,959	
Per cent.....	63.30	36.69	60.95	39.04	Per cent.....	69.65	29.31	96.83	3.16
Total vote..	31,816		37,253		Scattering....	414			
					Total vote..	40,179		23,441	
					NOTE.—The 414 scattering votes in 1880 were for McLane, Greenback.				
2d District.	O'Connor. Dem.	Mackey. Rep.	O'Connor. Dem.	Tharin. Rep.	5th District.	Tillman. Dem.	Small. Rep.	Tillman. Dem.	Small. Rep.
Charleston...	11,429	8,112	14,245	9,090	Colleton.....	3,475	2,776	4,299	2,152
Orangeburg..	3,627	2,712	4,142	2,626	Beaufort.....	391	5,978	420	4,945
Clarendon....	2,513	1,473	2,181	1,466	Barnwell.....	5,422	2,445	5,679	1,611
Total.....	17,569	12,297	20,568	13,182	Edgefield.....	6,467	1,041	7,185	170
Plurality.....	5,272		7,386		Aiken.....	4,980	1,467	4,989	135
Per cent.....	58.82	31.17	60.94	39.05	Hampton.....	2,590	1,575	3,837	1,251
Total vote..	29,866		37,750		Total.....	23,325	15,282	26,409	10,664
					Plurality.....	8,043		15,745	
3d District.	Aiken. Dem.	Stolbrand. Rep.	Aiken. Dem.	Ensor. Rep.	Per cent.....	60.41	39.58	71.23	28.75
Abbeville....	6,447	1,575	5,851	3	Scattering....	2			
Anderson....	4,284	1,245	3,416	309	Total vote..	38,609		37,073	
Richland.....	3,315	2,847	4,599	1,783	The Legislature of 1880-81 stands:				
Newberry....	4,560	1,204	3,118	2,122	Senate.....	Dem. 32	Rep. 2	Dem. maj. 30	
Laurens.....	3,567	493	3,016	1,880	House.....	Dem. 119	Rep. 5	Dem. maj. 114	
Oconee.....	1,905	504	1,607	216	Joint ballot....	151	7	144	
Lexington....	2,135	1,304	1,437						
Pickens.....	1,650	486	1,489	35					
Total.....	27,863	9,758	24,533	6,348					
Plurality.....	18,105		18,185						
Per cent.....	74.06	25.93	79.44	20.88					
Total vote..	37,621		30,881						

TENNESSEE.—State Ticket.

COUNTIES.—94.	PRESIDENT.					GOVERNOR.						
	1880.			1876.		1880.				1878.		
	Hancock. Dem.	Garfield. Rep.	Weaver. Gr.	Tilden. Dem.	Hay's. Rep.	Wright. Dem.	Hawkins. Rep.	Wil-son. L.T.D.	Ed-w'rds. Gr.	Marks. Dem.	Wight. Rep.	Ed-w'rds. Gr.
Anderson.....	574	1,058	.....	643	782	559	1,059	14	1	345	543	43
Bedford.....	2,504	1,766	137	2,568	1,734	657	1,658	2,033	60	1,823	625	399
Benton.....	771	383	199	1,021	304	510	388	381	81	760	87	46
Bedsoe.....	372	484	11	416	333	244	473	146	5	352	152	.....
Bount.....	882	1,596	7	866	1,248	849	1,587	40	11	773	989	.....
Bradley.....	665	932	141	790	937	303	894	439	86	402	372	258
Campbell.....	314	1,038	.....	379	709	311	1,037	7	2	134	462	.....
Cannon.....	1,035	300	193	1,113	343	195	270	957	108	746	105	16
Carroll.....	1,820	2,208	25	1,814	2,129	1,658	2,205	167	28	1,370	1,800	46
Carter.....	405	1,644	.....	359	1,186	415	1,627	11	2	349	1,211	.....
Cheatham.....	794	292	86	899	267	461	271	406	34	774	90	103
Claiborne.....	967	1,212	.....	762	948	945	1,205	35	1	824	719	1
Clay.....	567	177	148	614	130	115	147	508	79	421	43	77
Cocke.....	906	1,608	.....	625	1,187	887	1,602	53	.....	854	1,155	.....
Coffee.....	1,766	198	115	1,355	172	242	181	1,554	60	1,100	54	117
Crockett.....	.....	.....	.....	.....	.....	.....	.....	.....	.....	.....	.....	.....
Cumberland..	287	371	20	249	243	204	370	84	9	219	91	1
Davidson.....	7,543	6,449	448	7,562	5,447	4,942	6,227	2,959	312	4,518	1,543	2,661
Decatur.....	753	413	91	820	324	701	383	133	44	468	66	3
DeKalb.....	1,325	867	.....	1,050	391	103	835	1,263	16	891	102	34
Dickson.....	1,169	497	202	1,341	446	499	496	766	125	671	64	304



TENNESSEE.—State Ticket.—Continued.

COUNTIES.—94.	PRESIDENT.					GOVERNOR.						
	1880.			1876.		1880.				1878.		
	Hancock. Dem.	Garfield. Rep.	Weaver. Gr.	Tilden Dem.	Hay's Rep.	Wright Dem.	Hawkins. Rep.	Wilson. L.T.D	Edwards Gr.	Marks Dem.	Wight. Rep.	Edwards Rep.
Dyer.....	1,069	248	265	1,403	110	837	253	216	263	965	2	9
Fayette.....	2,247	3,082	.....	2,579	2,716	1,836	2,945	456	2	996	1,119	99
Fentress.....	314	511	.....	201	362	248	514	45	4	188	82	49
Franklin.....	2,187	357	16	2,275	276	962	345	1,429	10	2,041	39	239
Gibson.....	2,691	1,700	417	3,349	1,148	2,342	1,578	670	233	1,754	51	399
Giles.....	2,899	2,040	77	3,276	1,867	2,383	1,940	703	.....	2,325	834	.....
Grainger.....	870	1,197	35	782	1,045	831	1,203	56	18	821	672	22
Greene.....	2,069	2,303	141	1,809	1,836	1,590	2,280	487	113	1,781	1,682	870
Grundy.....	461	63	9	520	55	97	51	399	3	245	48	296
Hamblen.....	848	1,095	12	800	942	817	1,099	16	10	880	841	8
Hamilton.....	1,595	2,460	117	1,613	1,838	1,294	2,451	310	114	711	1,103	.....
Hancock.....	493	948	.....	392	644	495	944	.....	.....	385	721	7
Hardeman.....	1,566	1,409	185	1,884	1,418	420	1,281	1,441	38	860	36	.....
Hardin.....	972	1,345	6	988	1,071	926	1,344	45	3	592	422	43
Hawkins.....	1,589	1,942	18	1,333	1,477	1,460	1,929	165	18	1,338	1,509	.....
Haywood.....	1,766	3,557	131	1,894	3,018	1,648	3,520	165	106	997	1,641	313
Henderson.....	1,274	1,385	97	1,357	999	1,223	1,368	94	74	925	240	.....
Henry.....	2,305	1,013	165	2,625	800	1,452	990	1,064	.....	1,705	115	8
Hickman.....	1,157	392	62	1,273	179	551	261	696	37	1,115	77	326
Houston.....	522	127	.....	502	100	306	146	231	.....	311	14	210
Humphreys ..	1,325	245	72	1,415	197	262	215	1,178	32	840	81	17
Jackson.....	1,299	136	27	1,357	23	193	96	1,133	30	631	39	153
James.....	209	403	24	282	354	170	390	27	42	160	131	42
Jefferson.....	693	1,807	36	780	1,703	683	1,814	8	35	655	1,218	208
Johnson.....	203	1,092	.....	205	717	203	1,087	.....	.....	119	711	21
Knox.....	3,119	4,361	16	2,929	3,672	3,070	4,311	64	13	1,753	2,203	147
Lake.....	337	28	34	411	.....	317	26	29	27	99	.....	.....
Lauderdale....	1,147	971	87	1,264	682	822	913	414	71	550	1	.....
Lawrence.....	928	362	.....	879	267	565	294	452	.....	641	44	320
Lewis.....	200	37	1	206	12	201	38	3	1	220	3	44
Lincoln.....	3,652	886	94	4,020	598	1,675	836	2,047	38	2,206	214	313
Loudon.....	533	1,021	.....	603	1,007	438	1,015	100	.....	414	619	439
Macon.....	713	559	34	581	388	70	509	694	22	454	60	35
McMinn.....	1,209	1,463	.....	1,249	1,445	604	1,355	721	.....	959	763	73
McNairy.....	1,135	949	349	1,336	974	919	881	334	251	784	288	11
Madison.....	2,834	2,223	13	3,099	1,581	2,419	2,078	743	56	1,981	54	59
Marion.....	740	886	.....	579	718	478	873	294	.....	363	395	20
Marshall.....	2,066	548	84	2,159	685	908	517	1,203	55	1,423	70	561
Maury.....	3,306	2,742	.....	3,631	2,787	3,173	2,388	487	2	3,303	1,860	927
Melgs.....	607	395	.....	619	330	254	337	414	.....	474	170	.....
Monroe.....	1,181	919	2	1,300	733	461	850	782	3	816	407	70
Montgomery...	2,846	2,039	75	2,838	2,097	2,583	1,498	838	17	2,011	469	13
Moore.....	.....	.....	.....	.....	.....	.....	.....	.....	.....	.....	.....	30
Morgan.....	245	434	.....	274	453	223	444	6	.....	152	177	24
Obion.....	1,982	583	218	2,428	440	1,534	586	530	128	1,483	24	921
Overton.....	1,152	430	5	1,017	279	258	417	894	11	714	117	.....
Perry.....	604	223	80	807	129	563	226	76	43	399	16	.....
Polk.....	653	362	5	703	437	97	343	637	7	473	112	111
Putnam.....	1,040	467	2	930	183	295	436	787	5	540	.....	117
Rhea.....	668	427	.....	617	281	514	405	169	7	560	263	11
Roane.....	805	1,628	5	794	1,595	789	1,625	16	1	569	761	3
Robertson.....	2,107	951	61	2,196	828	732	977	1,474	13	1,558	318	48
Rutherford.....	3,855	2,482	77	3,022	1,964	1,035	2,371	2,944	29	2,078	745	188
Scott.....	127	582	.....	69	308	109	590	.....	2	9	321	.....
Sequatchie....	224	119	2	254	113	122	115	106	2	166	39	.....
Sevier.....	431	2,045	.....	342	1,546	431	2,066	8	.....	209	1,063	36
Shelby.....	6,927	7,788	264	8,539	8,127	5,265	7,758	1,650	272	2,699	1,817	1,729
Smith.....	1,569	705	250	1,733	645	594	659	1,221	93	1,381	108	110
Stewart.....	1,322	461	37	1,398	344	817	453	551	8	917	159	106
Sullivan.....	2,264	1,207	.....	1,929	993	1,280	1,183	1,003	1	1,873	863	7
Sumner.....	2,893	1,091	15	2,456	956	579	1,050	2,388	11	1,937	230	44
Tipton.....	1,893	1,604	23	1,449	1,274	673	1,584	1,226	9	814	36	575
Trousdale.....	793	247	18	668	159	87	235	756	4	527	42	31
Unicoi.....	.....	.....	.....	.....	.....	.....	.....	.....	.....	.....	.....	.....
Union.....	480	1,140	.....	514	834	482	1,142	.....	.....	364	540	.....
Van Buren....	281	60	.....	238	31	65	48	235	3	193	4	2

COUNTIES.—94.	PRESIDENT.					GOVERNOR.						
	1880.			1876.		1880.				1878.		
	Hancock. Dem.	Garfield. Rep.	Wheeler. Gr.	Tilden Dem.	Hay's Rep.	Wright Dem.	Hawkins. Rep.	Wilson. L.T.D	Edwards. Gr.	Marks Dem.	Wight. Rep.	Edwards. Gr.
Warren.....	1,577	482	86	1,670	450	201	459	1,440	62	1,037	188	112
Washington ...	1,576	2,104	.....	1,421	1,739	1,340	2,101	260	.....	1,427	1,653	.....
Wayne.....	649	905	.....	712	669	605	887	56	.....	517	300	6
Weakley.....	2,526	1,470	.....	2,265	841	1,609	1,418	1,021	11	1,537	120	78
White .....	1,308	173	76	1,240	122	421	162	937	37	1,048	13	84
Williamson....	2,723	1,541	125	2,564	1,632	722	1,368	2,110	10	2,299	613	24
Wilson.....	2,918	1,227	.....	2,854	1,080	653	1,150	2,458	47	1,944	424	319
Total.....	128,191	107,677	5,916	133,166	89,566	79,191	102,969	57,424	3,641	89,018	42,328	15,196
Plurality.....	20,514	.....	.....	43,600	.....	.....	23,778	.....	.....	31,494	.....	.....
Per cent.....	53.00	44.52	2.44	59.78	40.22	32.55	42.33	23.60	1.49	60.74	28.89	10.37
Scattering.....	.....	43	.....	.....	.....	.....	.....	.....	.....	.....	.....	.....
Total vote ...	241,827			222,732		243,225				146,542		

NOTE.—At the election of 1880, the State issue, represented in the above vote on Governor, was the payment of the State debt. The Democrats divided on two candidates, Wright, Debt-paying, in favor of payment in full, and Wilson, "Low tax" Democrat, in favor of scaling or indefinitely postponing the payment of the debt. The Republican candidate for Governor was elected through this division.

TENNESSEE.—Representatives in Congress.

	1880.		1878.			1880.		1878.	
	Taylor. Dem.	Pettibone. Rep.	Taylor. Dem.	Pettibone. Rep.		Dibrell. Dem.	Case. Rep.	James. Gr.	Dibrell. Dem.
1st District.					3rd District.				
Carter .....	672	1,376	656	935	Bledsoe.....	372	471	18	357
Claiborne.....	1,065	1,117	834	715	Bradley .....	672	909	148	448
Cocke.....	988	1,555	923	1,101	Cannon .....	965	286	258	796
Granger.....	1,040	1,086	871	650	Cumberland ...	290	361	15	241
Greene .....	2,300	2,192	1,826	1,657	De Kalb.....	1,264	824	55	917
Hamblen .....	905	1,051	936	835	Grundy.....	461	62	11	270
Hancock .....	564	870	422	696	Hamilton .....	1,509	2,386	255	715
Hawkins.....	1,728	1,826	1,420	1,465	James.....	207	394	32	206
Johnson.....	258	1,030	229	632	Marion .....	747	877	.....	365
Sullivan.....	2,388	1,108	1,914	843	McMinn.....	1,221	1,399	.....	973
Washington...	1,785	1,906	1,667	1,431	Meigs .....	620	375	80	494
Total .....	13,694	15,117	11,698	10,960	Polk.....	642	353	12	490
Majority.....	.....	1,423	738	.....	Rhea.....	673	423	6	580
Per cent.....	47.53	52.46	51.53	48.46	Sequatchie....	226	111	6	167
Total vote..	28,811		22,658		Van Buren.....	271	60	6	189
2nd District.	Williams. Dem.	Houk. Rep.	Watkins. Dem.	Houk. Rep.	Warren.....	1,495	468	126	1,146
Anderson .....	559	1,067	360	572	White .....	1,171	159	151	1,045
Blount .....	882	1,574	811	965	Total.....	12,806	9,918	1,179	9,399
Campbell .....	321	1,035	205	706	Plurality.....	2,888	.....	.....	5,194
Jefferson.....	702	1,804	864	1,158	Per cent.....	53.57	41.49	4.93	69.08
Knox .....	3,113	4,303	2,147	2,088	Total vote....	23,903		13,604	
Loudon .....	530	1,015	426	682	4th District.	McMillin. Dem.	Sanders. Rep.	McMillin. Dem.	Golliaday. I. D.
Monroe .....	1,193	885	830	408	Clay .....	653	209	373	188
Morgan.....	234	434	256	153	Fentress.....	506	29	195	55
Roane .....	806	1,614	606	745	Jackson.....	1,032	403	525	148
Scott .....	126	576	48	324	Macon .....	690	344	516	42
Sevier .....	429	2,041	299	1,063	Overton.....	921	502	510	291
Union.....	485	1,131	315	684	Putnam.....	783	580	460	176
Total .....	9,380	17,479	7,167	9,548	Robertson .....	1,655	920	1,117	769
Majority.....	.....	8,099	2,381	.....	Smith.....	1,595	574	1,370	190
Per cent.....	34.92	65.06	42.87	57.12	Sumner.....	2,101	721	1,589	496
Total vote..	26,860		16,715		Trousdale .....	407	542	362	241
The Legislature of 1881-82:	Dem.	Rep.	Gr.	Dem. maj.	Wilson.....	2,062	1,870	944	1,695
Senate.....	15	10	..	5	Total .....	12,405	6,694	7,466	4,291
House.....	36	37	1	..	Majority.....	5,711	.....	3,175	.....
Joint Ballot...	51	47	1	2	Per cent.....	64.94	35.04	64.90	35.09
					Total vote.....	19,101		12,257	



5th Dist.	1880.			1878.				
	War-ner.	Bright man.	Hol-man.	Till-man.	Bright-lard.	Lil-der.	War-der.	Is-bell.
Bedford,	1,735	835	240	1,220	1,784	68	196	498
Coffee,	1,085	405	229	187	850	207	---	185
Franklin,	406	1,119	823	116	1,551	527	---	11
Lincoln,	482	2,097	1,860	95	1,860	493	---	27
Marshall,	1,248	892	264	162	939	500	---	58
Moore,	..	..	..	..	..	..	..	..
Rutherford,	2,821	959	1,661	483	1,401	799	769	97
Total,	7,777	6,307	5,077	2,263	8,285	2,594	965	876
Plurality,	1,470			5,691				
Per cent.,	36.29	29.43	23.69	10.56	65.13	20.39	6.88	7.59
Total vote,	21,425			12,720				

6th Dist.	1880.			1878.		
	House-Clain.	Mc-Brooks.	House-Clain.	House-Akers.	Pro-ser.	Pro-ser.
Cheatham ...	735	278	96	699	131	76
Davidson ...	7,614	6,262	223	4,411	2,679	1,537
Dickson .....	1,074	507	213	673	359	72
Houston.....	526	140	2	300	51	18
Humphreys..	1,176	224	189	773	243	80
Montgomery	3,210	1,505	49	1,935	1,008	463
Stewart.....	1,296	473	16	823	195	157
Total .....	15,631	9,389	788	9,614	4,666	2,403
Plurality .....	6,242			4,918		
Per cent.....	60.56	36.38	3.05	57.18	27.75	14.29
Scattering....				130		
Total vote..	25,808		16,813			

7th Dist.	1880.		1878.		
	Whit-thorne.	Hughes.	Whit-thorne.	Moore. Hughes.	
Giles .....	2,800	2,036	1,169	1,452	840
Hickman...	884	474	195	1,198	28
Lawrence..	837	373	408	708	54
Lewis .....	199	40	88	188	2
Maury.....	3,289	2,532	2,854	849	1,621
Wayne .....	640	893	417	174	238
Williamson	2,469	1,708	1,450	964	350
Total....	11,118	8,056	6,581	5,533	3,133
Majority...	3,062		1,048		
Per cent...	57.92	41.97	43.16	36.28	20.45
Total v...	19,193		15,247		

8th Dist.	1880.			1878.	
	At-kins.	Haw-kins.	Trav-is.	At-kins.	War-ren.
Benton.....	605	399	312	654	204
Carroll.....	1,680	2,250	98	1,355	1,418
Decatur.....	740	399	96	400	151
Hardin.....	972	1,339	5	579	481
Henderson .	1,253	1,374	117	829	598
Henry.....	1,603	975	866	1,537	261
Madison ....	2,527	2,059	672	1,928	995
McNairy....	1,039	841	484	732	986
Perry.....	580	237	73	347	163
Total.....	10,999	9,873	2,723	8,361	5,257
Plurality....	1,126			3,104	
Per cent.....	46.61	41.84	11.54	62.86	37.12
Total vote	23,595		13,618		

9th Dist.	Simon-ton.		Shackle-ford.	
	Dem.	Rep.	Dem.	Gr.
Crockett.....	.....	.....	501	254
Dyer.....	1,062	425	893	305
Gibson.....	2,554	1,885	1,317	1,099
Haywood ..	1,773	3,570	976	1,801
Lake.....	327	70	96	43
Lauderdale	957	1,187	535	329
Obion.....	1,782	591	1,391	....
Tipton.....	1,910	1,574	814	579
Weakley....	1,785	1,563	1,475	154
Total.....	12,150	10,865	7,998	4,564
Majority.....	1,285		3,434	
Per cent.....	52.79	47.20	63.66	36.35
Total vote...	23,015		12,562	

10th Dist.	Young.		Moore.		Young.		Ran-dolph.		Kel-ler.	
	Dem.	Rep.	Dem.	Rep.	Dem.	Rep.	Dem.	Rep.	Dem.	Gr.
Fayette .....	2,448	2,858	1,226	1,104	183					
Hardeman....	1,690	1,310	878	211	114					
Shelby.....	6,860	7,676	3,418	1,884	1,060					
Total.....	10,998	11,844	5,522	3,199	1,357					
Plurality .....	846		2,323							
Per cent.....	47.05	50.67	54.79	31.74	13.46					
Scattering....	531									
Total vote...	23,373		10,078							

TEXAS.—State Ticket.

COUNTIES.—161.	PRESIDENT.					GOVERNOR.		
	1880.			1876.		1880.		
	Han-cock.	Gar-field.	Weaver	Tilden.	Hayes.	Roberts	Davis.	Ham-man.
Anderson.....	1,468	1,127	.....	1,216	1,043	1,576	1,270	.....
Angelina.....	770	.....	1	233	43	768	.....	2
Aransas .....	189	27	1	127	14	185	24	2
Archer.....	82	.....	32	.....	.....	83	.....	36
Atascosa .....	344	16	47	177	16	430	25	57
Austin.....	574	734	.....	1,086	725	888	1,326	138
Bandera.....	360	15	.....	115	4	374	34	.....
Bastrop .....	988	971	487	1,116	999	1,174	1,353	520
Baylor .....	148	.....	.....	.....	.....	142	.....	.....
Bee .....	312	17	.....	166	.....	307	17	.....
Bell .....	2,870	121	364	2,065	149	2,840	148	394
Bexar .....	2,613	1,553	8	1,284	763	2,533	1,629	9
Blanco .....	66	1	68	252	51	453	21	132
Bosque.....	1,429	16	250	734	49	1,462	10	294
Bowie .....	1,103	802	74	602	190	983	775	110
Brazoria .....	324	1,144	.....	317	923	324	1,142	1
Brazos.....	1,145	876	376	1,132	964	1,129	886	395
Brown .....	852	30	370	525	1	859	31	409
Burleson.....	693	412	225	652	438	787	666	226
Burnet.....	600	1	449	494	11	637	3	493
Caldwell .....	1,398	683	71	550	316	1,348	704	78

COUNTIES.—161.	PRESIDENT.					GOVERNOR.		
	1880.			1876.		1880.		
	Han- cock. Dem.	Gar- field. Rep.	Wea- ver. Gr.	Tilden. Dem.	Hayes. Rep.	Roberts Dem.	Davis. Rep.	Ham- man. Gr.
Calhoun.....	190	131	.....	170	137	185	134	.....
Callahan.....	412	.....	29	.....	.....	407	.....	34
Cameron.....	1,902	217	.....	893	123	1,934	216	.....
Camp.....	520	362	175	383	319	512	364	187
Cass.....	1,006	373	736	1,249	465	1,298	543	859
Chambers.....	275	99	9	150	11	275	97	9
Cherokee.....	1,490	598	148	1,101	453	1,791	602	392
Clay.....	683	.....	210	42	8	615	9	320
Coleman.....	414	.....	74	123	.....	452	.....	100
Collin.....	3,396	335	292	2,141	231	3,961	364	442
Colorado.....	1,103	1,738	71	1,036	1,322	1,056	1,769	71
Comal.....	337	506	.....	276	266	321	543	.....
Comanche.....	1,184	3	195	.....	.....	1,154	4	215
Concho.....	132	.....	13	.....	.....	133	.....	10
Cooke.....	3,155	234	388	1,468	36	2,489	231	533
Coryell.....	1,676	11	83	1,059	6	1,632	11	208
Dallas.....	3,957	1,352	800	3,029	808	3,605	1,344	1,022
Delta.....	697	50	221	477	61	682	50	260
Denton.....	.....	.....	.....	1,501	75	2,656	212	310
De Witt.....	739	644	9	725	232	803	696	11
Dimmit.....	49	.....	.....	.....	.....	49	.....	.....
Duval.....	501	30	1	.....	.....	359	206	1
Eastland.....	367	.....	30	175	.....	666	.....	78
Ellis.....	3,101	370	350	1,784	3	3,043	367	446
El Paso.....	184	306	.....	121	56	308	244	.....
Erath.....	1,684	1	410	892	4	1,519	3	475
Falls.....	1,125	89	855	1,236	277	1,530	76	1,481
Fannin.....	3,204	703	584	1,620	395	3,036	675	830
Fayette.....	1,903	2,284	108	1,515	1,408	1,973	2,549	130
Fort Bend.....	266	918	.....	199	1,037	244	917	1
Franklin.....	639	.....	255	472	6	605	.....	273
Freestone.....	1,250	404	679	.....	.....	1,221	404	688
Frio.....	171	6	63	42	7	187	5	61
Galveston.....	.....	.....	.....	2,859	1,054	2,971	1,531	282
Gillespie.....	350	458	2	133	132	349	461	.....
Goliad.....	520	.....	3	304	112	555	317	.....
Gonzales.....	1,561	485	212	1,129	390	1,565	490	215
Grayson.....	4,967	1,456	597	3,078	759	4,581	1,513	756
Gregg.....	540	874	209	691	516	523	688	217
Grimes.....	1,158	1,553	571	705	1,184	1,177	1,551	381
Gaudalupe.....	996	713	25	597	445	1,172	895	49
Hamilton.....	767	2	48	460	.....	966	8	105
Hardin.....	212	2	.....	36	.....	203	3	17
Harris.....	3,068	2,124	65	2,378	1,681	2,741	2,282	127
Harrison.....	2,231	2,528	68	1,299	2,947	2,816	2,227	84
Hays.....	1,053	305	46	510	165	1,036	321	44
Henderson.....	980	244	139	628	224	988	243	134
Hidalgo.....	462	83	.....	100	35	462	83	.....
Hill.....	2,491	2	393	1,629	4	2,438	2	523
Hood.....	1,099	.....	47	571	3	1,088	.....	63
Hopkins.....	2,029	153	418	1,426	202	2,007	150	429
Houston.....	1,295	1,060	12	1,037	958	1,427	1,163	34
Hunt.....	2,508	120	521	1,612	94	2,446	120	557
Jack.....	756	74	306	97	43	722	73	326
Jackson.....	227	247	.....	160	186	222	249	.....
Jasper.....	627	45	.....	365	.....	709	7	.....
Jefferson.....	373	188	.....	170	60	370	190	.....
Johnson.....	2,970	3	533	1,701	33	2,983	2	518
Karnes.....	306	.....	.....	277	1	371	49	3
Kaufman.....	2,137	228	742	1,428	77	2,028	212	776
Kendall.....	135	325	15	61	153	129	328	17
Kerr.....	233	107	17	104	56	243	105	24
Kimble.....	94	6	75	9	.....	125	7	104
Kinney.....	436	123	.....	144	28	423	99	.....
Lamar.....	2,630	805	669	2,177	867	2,547	789	743
Lampasas.....	548	1	292	474	5	542	1	305
Lavaca.....	1,406	513	99	1,015	367	1,397	546	100
Lee.....	752	433	376	843	155	739	448	382
Leon.....	1,102	110	205	961	194	1,195	674	363
Liberty.....	434	313	.....	346	173	430	352	4
Limestone.....	1,365	343	618	1,499	241	1,651	344	793
Live Oak.....	262	7	.....	156	2	251	7	.....
Llano.....	470	2	224	166	.....	497	3	270



COUNTIES.—161.	PRESIDENT.					GOVERNOR.		
	1880.			1876.		1880.		
	Hancock. Dem.	Garfield. Rep.	Weaver. Gr.	Tilden. Dem.	Hayes. Rep.	Roberts Dem.	Davis. Rep.	Hamman. Gr.
Madison.....	579	279	130	518	62	571	279	141
Marion.....	527	1,188	119	652	1,018	499	1,193	172
Mason.....	342	71	17	71	17	348	71	17
Matagorda.....	255	424	.....	209	166	252	493	.....
Maverick.....	292	138	.....	81	61	290	142	.....
McCulloch.....	169	.....	41	121	.....	189	1	45
McLellan.....	2,754	1,028	204	2,027	826	2,376	1,029	269
McMullen.....	.....	.....	.....	.....	.....	193	3	1
Medina.....	244	358	14	114	66	318	412	16
Menard.....	159	18	2	.....	.....	183	14	.....
Milam.....	1,488	362	373	1,620	292	1,932	427	583
Montague.....	1,658	.....	418	464	8	1,255	.....	547
Montgomery.....	760	311	734	576	507	749	319	650
Morris.....	540	304	.....	342	168	545	321	123
Nacogdoches.....	1,205	2	398	858	453	1,386	2	411
Navarro.....	2,411	704	76	1,677	578	2,528	840	196
Newton.....	485	.....	.....	268	.....	511	.....	.....
Neuces.....	890	169	.....	603	169	847	208	.....
Orange.....	222	77	53	79	29	272	81	121
Palo Pinto.....	779	.....	122	204	.....	798	.....	120
Panola.....	1,391	110	.....	1,198	29	1,497	165	12
Parker.....	1,823	168	573	1,019	77	2,099	167	653
Pecos.....	201	8	.....	122	19	254	8	.....
Polk.....	682	182	89	275	.....	676	195	98
Presidio.....	.....	.....	.....	.....	.....	.....	.....	.....
Rains.....	365	.....	150	304	9	355	.....	162
Red River.....	1,383	848	50	1,223	867	1,787	1,187	117
Refugio.....	180	18	.....	163	3	192	24	.....
Robertson.....	1,620	1,930	513	1,459	1,459	1,740	1,938	589
Rockwall.....	558	40	19	222	22	548	18	48
Runnels.....	176	.....	.....	.....	.....	176	.....	.....
Rusk.....	1,313	868	111	1,630	1,023	1,937	1,397	120
Sabine.....	500	71	.....	341	.....	543	81	.....
San Augustine.....	557	323	.....	311	318	583	336	.....
San Jacinto.....	409	542	.....	146	342	397	424	.....
San Patricio.....	160	3	.....	46	1	158	5	.....
San Saba.....	425	.....	236	288	1	476	.....	262
Shackelford.....	287	63	.....	132	1	271	64	.....
Shelby.....	1,328	.....	20	716	42	1,324	.....	57
Smith.....	1,929	1,742	194	1,738	1,496	1,916	1,732	215
Somervell.....	402	.....	70	209	.....	707	.....	72
Starr.....	250	319	.....	46	65	286	318	.....
Stephens.....	684	4	57	.....	2	569	5	74
Tarrant.....	3,369	391	884	1,633	138	3,189	384	1,023
Taylor.....	260	.....	42	.....	.....	254	.....	56
Throckmorton.....	127	2	.....	.....	.....	131	1	.....
Titus.....	892	23	.....	512	126	908	27	14
Tom Green.....	351	159	18	.....	.....	415	170	42
Travis.....	1,842	1,551	649	1,947	1,309	2,027	1,783	746
Trinity.....	592	123	.....	232	57	595	109	31
Tyler.....	790	3	25	346	28	792	5	33
Upshur.....	1,129	268	380	678	364	1,106	267	412
Uvalde.....	285	17	10	184	11	388	17	15
Van Zandt.....	1,442	238	538	746	156	1,337	231	638
Victoria.....	578	562	.....	382	193	679	633	.....
Walker.....	634	83	733	397	1	700	13	939
Waller.....	557	1,127	33	600	930	539	1,125	47
Washington.....	1,977	2,843	168	1,682	2,256	1,935	2,770	132
Webb.....	1,339	109	.....	244	39	1,330	109	.....
Wharton.....	99	622	12	39	404	131	625	14
Wheeler.....	65	.....	16	.....	.....	66	14	16
Williamson.....	1,804	306	565	1,166	172	1,621	295	494
Wilson.....	231	18	10	300	95	1,027	176	49
Wise.....	1,970	105	809	583	27	1,735	102	967
Wood.....	1,157	205	500	825	224	1,123	184	541
Young.....	706	22	72	252	22	647	21	125
Zapata.....	60	51	.....	46	64	97	180	.....
Total.....	156,228	57,845	27,405	104,803	44,803	166,303	64,372	33,670
Plurality.....	98,383	.....	.....	60,000	.....	101,931	.....	.....
Per cent.....	64.69	23.95	11.34	70.04	39.96	62.91	24.35	12.73
Total vote.....	.....	241,478	.....	149,553	.....	.....	264,345	.....





VIRGINIA—Presidential Ticket.

COUNTIES— 112.	1880.			1876.		COUNTIES— 112.	1880.			1876.	
	Hancock. Reg. Dem.	Reaj. Dem.	Gar- field. Rep.	Tilden. Dem.	Hayes. Rep.		Hancock. Reg. Dem.	Reaj. Dem.	Gar- field. Rep.	Tilden. Dem.	Hayes. Rep.
Accomac...	1,863	335	1,155	2,477	1,214	Louisa.....	829	356	1,230	1,386	1,516
Albemarle..	1,815	612	1,644	2,806	2,243	Lunenburg..	261	394	840	971	1,054
Alexandria						Lynchburg..	1,376	24	861	.....	.....
County...	262	2	489	237	587	Madison....	740	380	479	1,098	94
Alexandria						Manchester	463	51	226	675	390
City.....	1,458	82	994	1,343	1,617	Matthews	684	74	286	742	321
Alleghany..	260	70	146	493	146	Mecklenb'g.	805	322	2,179	1,775	2,508
Amelia.....	279	147	966	454	674	Middlesex..	569	3	614	563	574
Amherst...	1,821	108	1,058	1,791	1,373	Montgom'y.	898	415	601	1,474	810
Appomatt'x	580	301	460	946	809	Nansemond	514	566	958	1,620	1,188
Augusta....	2,649	671	1,040	3,357	922	Nelson....	1,417	125	910	1,633	1,059
Bath.....	199	164	86	563	82	New Kent...	107	324	361	470	540
Bedford....	2,905	118	1,888	2,924	1,863	Norfolk Co..	1,447	154	2,047	2,061	2,551
Bland.....	113	375	60	563	66	Norfolk C'y	1,448	564	1,383	2,392	1,434
Botetourt..	1,428	178	596	1,481	612	N'thampton	722	48	946	779	926
Brunswick..	208	577	1,160	1,391	1,347	NthDanville	139	5	96	.....	.....
Buchanan..	110	162	33	1,330	2	N'thumb'l'd	684	20	591	493	394
Buck'gham.	576	446	842	1,157	1,366	Nottoway..	129	276	1,043	648	643
Campbell...	1,678	55	1,241	3,387	2,940	Orange.....	958	153	880	1,113	961
Caroline...	1,182	160	1,172	1,494	1,422	Page.....	317	760	149	1,259	139
Carroll.....	1,199	153	338	1,270	223	Patrick.....	767	442	318	1,171	393
Charles C'y	233	98	464	397	654	Petersburg.	1,045	725	1,614	2,333	2,098
Charlotte...	715	239	1,190	917	1,047	Pittsylvania	3,180	206	2,623	3,512	2,821
Chesterfield	1,020	220	955	1,711	1,629	Portsmouth	1,178	93	1,024	1,680	657
Cherke.....	1,013	34	362	872	362	Powhatan...	220	221	668	570	841
Craig.....	332	34	47	406	54	PrinceEdwd	518	357	1,106	1,137	1,601
Culpeper...	1,094	211	926	1,262	967	PrinceGe'ge	284	161	961	588	740
Cumberl'nd	418	126	905	724	1,137	Prince W'm	1,095	24	459	1,044	488
Danville....	741	8	575	707	810	Pr'cessAnne	656	239	604	1,026	860
Dickenson..	13	168	40	.....	.....	Pulaski.....	579	154	467	792	387
Dinwiddie..	396	224	1,074	794	854	Rappaha'ck	936	52	379	941	465
Elizab'h C'y	468	10	1,182	462	1,296	Richm'd Co.	514	17	651	499	583
Essex.....	692	36	935	733	918	Richm'd C'y	4,945	402	2,159	7,050	5,445
Fairfax....	1,512	214	1,398	1,652	1,390	Roanoke....	696	380	599	1,152	774
Fauquier...	2,420	182	1,187	2,276	1,269	Rockbridge.	1,637	714	951	2,505	903
Floyd.....	710	265	345	1,041	440	Rockingh'm	1,812	1,424	690	3,380	508
Fluvanna...	392	251	297	966	702	Russell.....	323	635	190	1,051	117
Franklin...	1,922	556	855	2,374	962	Scott.....	384	510	519	1,167	531
Frederick &						Shenandoah	1,433	1,336	350	2,693	265
Winchester	1,794	411	766	2,073	722	Smyth.....	541	573	202	1,322	275
Fred'ksb'rg	484	48	272	534	234	S'thampton	979	594	1,719	1,909	1,259
Giles.....	589	228	215	762	117	Spotsylv'nia	506	266	576	947	586
Gloucester..	698	100	832	1,031	989	Stafford....	487	421	268	1,022	234
Goochland..	252	201	480	413	342	Staunton...	728	53	361	778	395
Grayson...	716	683	157	1,290	119	Surry.....	436	39	682	636	596
Greene.....	275	386	196	587	171	Sussex.....	390	288	1,203	710	1,145
Greensville.	208	266	824	548	532	Tazewell....	678	674	148	1,247	142
Halifax....	1,838	273	1,987	2,434	2,920	Warren....	920	70	144	931	137
Hanover....	1,179	267	886	1,742	1,396	Warwick...	115	21	287	155	289
Henrico....	1,023	157	1,032	1,635	1,646	Washington	1,132	1,094	573	2,228	719
Henry.....	691	590	939	1,350	1,178	Westm'el'd.	478	105	603	620	659
Highland...	219	421	75	654	50	Will'msb'rg	58	68	108	107	137
Isle of Wight	938	269	733	1,449	695	Wise.....	217	251	126	511	138
James City.	99	142	358	233	434	Wythe.....	891	637	382	1,611	430
King & Qu'n	556	64	681	801	872	York.....	413	50	691	539	818
KingGeorge	336	166	514	580	490						
King Will'm	531	146	792	610	776						
Lancaster..	462	37	650	508	631						
Lee.....	684	595	268	1,313	290						
Loudoun....	2,635	145	1,792	2,475	1,651						
						Total.....	96,449	31,527	84,020	139,670	95,558
						Plurality...	12,810			43,956	
						Per cent....	45.57	14.89	39.52	43.65	56.35
						Total vote		211,615		235,228	

The Legislature of 1880-81 \* stands:

	Dem.	Rep.	Dem. maj.
Senate.....	33	7	26
House.....	84	16	68
Joint Ballot.....	117	23	94

\* Two Democratic Electoral Tickets were nominated, one by the debt-paying, the other by the "Readjuster" or anti-debt-paying ring of the party.

VIRGINIA—Representatives in Congress.

1880.							1878.									
1st District.		Garri-son.	Critcher.	Woltz.	Beale.	Round.	Critcher.	4th District.		Colman.	Jorgen-sen.	Hinton.	Jorgen-sen.			
Dem.	Readj.	Rep.	Con.	D.	Rep.	Ind.	D.	Dem.	Rep.	Dem.	Rep.	Dem.	Rep.			
Accomac	2,130	101	1,125	724	416	19	19	Petersburg ...	1,118	1,677	1,571	1,097				
Essex ...	689	43	928	536	635	98	98	Dinwiddie ....	465	1,077	607	961				
Gloucester	696	102	821	415	461	48	48	Brunswick....	228	1,170	938	1,282				
King and Queen..	655	65	680	444	565	18	18	Mecklenburg..	871	2,184	958	1,904				
King Geo.	326	305	378	322	11	475	475	Lunenburg....	295	862	758	744				
King Wm.	542	135	786	389	536	3	3	Nottoway.....	230	1,050	366	1,069				
Lancaster	461	41	645	427	487	21	21	Amelia .....	302	965	416	882				
Matthews.	682	131	226	234	140	17	17	Greensville ...	201	827	470	710				
Middlesex	502	5	615	343	459	20	20	Prince Edw'd.	559	1,223	538	1,350				
Northamp-ton.....	761	17	942	537	551	10	10	Charlotte ....	763	1,194	709	803				
Northum-berland.	670	44	574	472	368	142	142	Powhatan ....	265	693	269	634				
Prince William	1,077	63	426	544	260	16	16	Cumberland..	471	903	376	886				
Richmond	486	66	622	252	6	561	561	Total .....	5,768	13,825	7,976	12,322				
Spotsyl-vania...	507	287	548	465	279	1	1	Plurality.....		8,057		4,346				
Stafford..	488	473	213	519	103	44	44	Per cent.....	29.24	70.09	38.29	60.68				
Westmore-land....	449	290	454	223	5	799	799	Scattering....		129						
Fredericks-burg....	474	49	267	420	192	4	4	Total vote....	19,722		20,298					
Total..	11,595	2,217	10,250	7,266	5,474	2,296	2,296	5th District.	Cabell.	Stovall.	Cabell.	Witcher.				
Plurality	1,345			1,792				Dem.	Readj.	Con.	D.	Ind.	D.			
Per cent.	48.17	9.21	42.58	48.32	36.40	15.26	15.26	Halifax....	1,839	2,179	1,938	1,960				
Scattering		7						Pittsylvania..	3,176	2,773	1,979	829				
Total vote	24,069			15,036				Henry .....	425	1,191	761	497				
								Franklin.....	1,778	1,464	1,009	510				
								Patrick.....	769	750	504	57				
								Floyd.....	692	604	531	72				
								Carroll.....	1,160	494	645	29				
								Grayson.....	761	783	621	139				
								Danville.....	731	585	501	163				
								No. Danville..	147	95	56	11				
								Total .....	11,478	10,918	8,545	4,267				
								Plurality .....	560		4,278					
								Per cent.....	51.25	48.74	66.69	33.27				
								Total vote..	22,396		12,812					
										Tucker.	Frazier.	Tucker.	Patte-son.			
										6th District.	Dem.	Readj.	Con.	D.	Ind.	D.
										Alleghany....	243	219	156	71		
										Appomattox..	587	748	467	109		
										Amherst.....	1,805	1,160	910	379		
										Botetourt....	1,418	774	536	369		
										Bedford.....	2,927	758	1,331	609		
										Buckingham..	586	1,149	533	735		
										Campbell.....	1,682	958	891	387		
										Nelson.....	1,406	958	980	535		
										Rockbridge...	1,606	1,674	1,265	987		
										Lynchburg....	1,385	860	824	339		
										Total .....	13,645	9,258	7,893	4,520		
										Plurality.....	4,387		3,373			
										Per cent.....	59.56	40.41	63.60	36.37		
										Scattering....		5				
										Total vote..	22,908		12,413			
										7th District.	Allen.	Paul.	Moseley.	Harris.	Paul.	
										Dem.	Readj.	Rep.	Dem.	Dem.		
										Bath .....	190	280	...	223	141	
										Highland ....	213	491	5	251	255	
										Augusta .....	2,614	1,661	9	1,553	691	
										Rockingham.	1,679	2,172	1	939	1,795	
										Page .....	319	888	...	546	366	
										Shenandoah .	1,449	1,633	...	1,123	252	
										Albemarle... .	1,780	1,529	725	1,402	1,218	
										Greene .. . . .	256	588	3	296	381	
										Fluvanna ....	386	528	23	432	188	
										Goochland. . .	313	498	255	522	298	
										Staunton.... .	739	395	8	...	...	
										Total .....	9,938	10,663	1,029	7,287	5,585	
										Plurality.....		725		1,702		
										Per cent.....	45.94	49.29	4.75	56.45	43.53	
										Total vote..	21,630		12,815			



	1880.			1878.			1880.			1878.		
	Barbour. Dem.	Wil- liams. Readj.	Bay- ley. Rep.	Hunton. Con. D.	Carter. Ind. D.		9th District. Dem.	Trigg. Dem.	Fulker- son. Readj.	Goodell. Rep.	Rich- mond. Con. D.	Mc- Mullin. Ind. D.
Alexand'a c'y	1,486	166	870	727	214	Lee.....	599	734	232	935	60	897
Alexand'a co.	264	5	485	133	9	Scott.....	344	715	449	820	733	279
Clarke.....	949	103	358	322	35	Wise.....	202	1,87	116	274	59	279
Culpeper.....	1,161	288	761	537	28	Buchanan..	102	173	14	4	201	51
Frederick....	1,318	347	343	282	101	Washington	1,129	1,326	289	451	1,218	256
Fairfax.....	1,504	429	1,242	418	99	Russell....	303	659	169	178	477	225
Fauquier....	2,377	181	1,235	836	47	Tazewell..	634	708	117	422	295	487
Loudoun....	2,614	255	1,695	1,189	361	Smyth.....	465	559	220	258	951	85
Madison.....	737	410	450	333	83	Wythe.....	859	760	283	483	15	607
Orange.....	979	184	825	274	25	Pulaski....	552	168	446	213	124	225
Rappahannock	915	66	375	369	5	Bland.....	89	382	56	80	29	543
Warren.....	874	92	164	213	17	Montgo'ry.	864	553	497	380	122	242
Winchester..	371	210	367	139	95	Giles.....	562	344	107	309	106	265
						Roanoke...	633	446	580	252	350	76
Total.....	15,599	2,736	9,170	5,772	*1,119	Craig.....	275	49	43	61	87	123
Plurality.....	6,429			4,147		Dickenson..	9	233	22	...	...	...
Per cent. ....	56.71	9.94	33.33	78.03	21.95							
Total vote..		27,505		7,397								

The "Readjuster" vote was for candidates opposed to funding the State debt in full, but for scaling its amount.

\* There were 506 votes cast for James Cochran (Ind.).

Total...	7,621	8,096	3,640	5,120	4,829	4,640
Plurality..	475			291		
Per cent...	38.41	40.80	18.34	33.90	31.97	30.72
Scattering		483				613
Total vote		19,840				15,202

NOTE.—The 613 scattering votes in 1878, were cast for Campbell, Rep.

WASHINGTON TERRITORY.--Delegate to Congress.

COUNTIES—25.	1880.		1878.		COUNTIES.	1880.		1878.	
	Brents Rep.	Burke Dem.	Brents Rep.	Caton Dem.		Brents Rep.	Burke Dem.	Brents Rep.	Caton. Dem.
Chehalis.....	124	61	74	67	Pierce.....	512	383	389	449
Clallam.....	76	60	78	55	San Juan.....	128	114	96	113
Clarke.....	609	329	450	366	Skamania.....	45	67	28	61
Columbia.....	757	707	632	579	Snohomish...	231	175	237	170
Cowlitz.....	262	142	231	156	Spokan.....	614	387	.....	.....
Island.....	90	109	80	97	Stevens.....	75	50	171	164
Jefferson.....	192	202	219	149	Thurston.....	406	275	433	353
King.....	821	760	878	584	Wahkiakum.....	95	87	32	96
Kitsap.....	234	219	257	187	Walla Walla.....	993	875	686	540
Klickitat.....	492	360	394	206	Whatcom.....	431	376	402	309
Lewis.....	315	246	218	220	Whitman.....	768	626	529	395
Mason.....	52	92	43	81	Yakima.....	311	284	212	208
Pacific.....	173	67	205	68					
Total.....						8,810	7,013	6,974	5,673
Plurality.....						1,797		1,301	
Per cent.....						55.67	44.32	55.14	44.85
Total vote.....							15,823		12,647

WEST VIRGINIA.—Presidential Ticket.

COUNTIES—54	PRESIDENT.					COUNTIES.—54.	PRESIDENT.				
	1880.			1876.			1880.			1876.	
	Han- cock. Dem.	Gar- field. Rep.	Wea- ver. Gr.	Tilden Dem.	Hayes Rep.		Han- cock. Dem.	Gar- field. Rep.	Wea- ver. Gr.	Tilden Dem.	Hayes Rep.
Barbour.....	1,017	842	251	1,228	893	Gilmer.....	835	464	80	583	276
Berkeley.....	1,619	1,489	252	1,897	1,563	Grant.....	320	611	.....	816	606
Boone.....	508	214	116	525	176	Greenbrier.....	1,533	676	160	1,669	619
Braxton.....	1,033	518	64	951	371	Hampshire.....	1,502	329	.....	1,657	2,718
Brooke.....	626	552	59	641	495	Hancock.....	439	579	10	428	518
Cabell.....	1,485	928	57	1,355	742	Hardy.....	843	213	.....	877	147
Calhoun .....	583	330	105	525	258	Harrison.....	1,736	1,577	805	1,958	1,711
Clay.....	226	158	39	142	129	Jackson.....	1,499	1,537	71	1,298	1,239
Doddridge.....	698	771	362	734	673	Jefferson.....	2,025	1,018	45	2,022	975
Fayette.....	1,263	962	175	983	633	Kanawha.....	2,378	2,112	1,604	2,833	2,121

COUNTIES—54.	PRESIDENT.					COUNTIES.—54.	PRESIDENT.				
	1880.			1876.			1880.			1876.	
	Hancock. Dem.	Garfield. Rep.	Weaver. Gr.	Tilden Dem.	Hayes. Rep.		Hancock. Dem.	Garfield. Rep.	Weaver. Gr.	Tilden Dem.	Hayes. Rep.
Lewis.....	1,217	981	179	1,198	833	Randolph.....	872	364	46	944	300
Lincoln.....	635	251	220	617	291	Ritchie.....	1,008	1,238	375	977	1,099
Logan.....	835	92	.....	683	61	Roane.....	1,135	593	107	924	648
Marion.....	1,703	1,463	350	1,735	1,560	Summers.....	889	637	98	869	496
Marshall.....	1,596	2,186	28	1,499	1,971	Taylor.....	1,055	1,250	104	1,022	1,227
Mason.....	1,848	1,853	367	1,900	1,890	Tucker.....	340	189	4	316	130
Mercer.....	698	55	272	738	161	Tyler.....	930	1,125	119	810	985
Mineral... ..	922	772	46	971	697	Upshur.....	586	995	204	582	1,029
Monongalia.....	1,241	1,753	84	1,136	1,572	Wayne.....	1,305	672	7	1,362	531
Monroe.....	1,134	778	68	1,239	605	Webster.....	357	73	15	324	43
Morgan.....	394	655	.....	422	519	Wetzel.....	1,720	886	13	1,373	595
McDowell.....	242	50	.....	139	18	Wirt.....	769	534	39	599	435
Nicholas.....	619	315	43	528	277	Wood.....	2,159	2,287	641	2,285	2,096
Ohio.....	4,066	3,901	149	3,831	3,240	Wyoming.....	245	201	10	188	239
Pendleton.....	760	416	.....	808	346	Total.....	57,391	46,243	9,079	56,455	42,698
Pleasants.....	641	470	55	510	389	Plurality.....	11,148	.....	.....	13,757	.....
Pocahontas.....	575	258	12	627	239	Per cent.....	50.91	41.02	8.05	56.16	42.48
Preston.....	1,335	2,347	156	1,222	2,183	Total vote.....	112,713			100,526	
Putnam.....	830	453	717	977	604						
Raleigh.....	563	309	55	525	314						

Cooper, Greenback, for President in 1876, received 1,373 votes.

WEST VIRGINIA.—Representatives in Congress.

		1880.			1878.					1880.			1878.		
		Wil. son, Dem.	Hutchinson. Rep.	Bassell. Gr.	Wil. son, Dem.	Hubbard. Rep.	Bassell. Gr.	Third District.		Kenna. Dem.	Walker. Gr.	Kenna. Dem.	Walker. Gr.		
First District.		608	564	61	450	345	216	Boone.....	512	293	656	424			
Brooke.		564	370	84	675	248	12	Braxton.....	1,046	518	1,005	428			
Calhoun		656	815	357	726	388	451	Cabell.....	1,463	996	1,082	1,104			
Dodr'ge		823	500	80	850	243	41	Clay.....	258	156	147	356			
Gilmer.		431	590	6	417	423	2	Fayette.....	1,248	966	1,188	631			
Hancock		1,677	1,616	779	1,677	1,090	1,002	Greenbrier.....	1,513	779	1,059	699			
Harris'n		1,169	1,015	189	1,019	673	290	Jackson.....	1,529	1,531	1,087	984			
Lewis...		1,591	2,195	18	1,047	1,400	44	Kanawha.....	2,648	3,189	2,153	2,907			
Marsh'l		4,050	3,796	138	2,878	3,325	229	Lincoln.....	646	429	739	533			
Ohio.....		571	472	84	550	298	121	Logan.....	845	78	1,058	114			
Pleas'ts..		953	1,319	.....	868	770	244	Mason.....	1,884	2,056	1,617	2,125			
Ritchie..		864	1,179	114	767	753	187	McDowell.....	242	50	293	6			
Tyler....		1,721	891	.....	1,412	526	35	Mercer.....	602	328	693	466			
Wetzel ..		2,058	2,433	585	750	420	26	Monroe.....	1,113	866	766	1,122			
Wood.....		724	595	20	1,771	1,546	1,177	Nicholas.....	680	192	726	346			
Wirt.....		Total...18,460	18,350	2,515	15,857	12,448	4,087	Putnam.....	822	1,107	568	1,616			
		Plural'y 110			3,409			Raleigh.....	605	298	523	398			
		Tot'l vote 39,659			32,393			Roane.....	1,149	835	997	851			
								Summers.....	876	704	749	504			
								Wayne.....	1,322	566	1,456	869			
								Wyoming.....	305	145	473	180			
Second District.		995	789	323	1,202	399	359	Total.....	21,407	16,891	19,040	16,213			
Barbour		1,663	1,443	241	1,234	667	695	Majority.....	4,516		2,827				
Berkeley		317	693	.....	227	248	124	Per cent.....	55.89	44.11	54.00	46.00			
Grant....		1,500	328	.....	1,113	17	155	Scattering	3						
Hampsh		843	214	.....	912	5	114	Total vote....	38,301		35,274				
Hardy....		1,976	925	82	1,279	118	237								
Jeffers'n		1,688	1,444	380	1,448	1,036	634								
Marion..		905	792	44	786	133	478								
Mineral.		1,244	1,744	90	1,182	1,227	48								
Mon'gla		399	658	.....	540	199	112								
Morgan		759	413	5	636	88	333								
Pendltn.		549	85	173	500	.....	.....								
Poca'tas		1,337	2,341	151	1,185	1,434	164								
Preston..		855	342	76	922	184	148								
Randlph		1,031	1,218	157	1,038	992	249								
Taylor...		329	187	21	279	71	71								
Tucker..		499	879	399	454	764	307								
Upshur		358	70	14	484	5	3								
Webster		Total...17,247	14,565	2,156	15,421	7,587	4,231								
		Plural'y 2,682			3,603										
		Tot'l vote 33,995			27,240										

The Legislature of 1881-82 stands :

	Dem.	Rep.	Gr.	Dem. Maj.
Senate.....	20	3	1	16
House.....	46	17	2	27
Joint Ballot.....	66	20	3	43

NOTE.—The Republican vote in this district was cast for Henry S. Walker, there being no Republican nominee.



WISCONSIN.—State Ticket.

COUNTIES.—62.	PRESIDENT.					GOVERNOR.		
	1880.			1876.		1879.		
	Garfield, Rep.	Hancock, Dem.	Weaver, Gr.	Hayes, Rep.	Tilden, Dem.	W. E. Smith, Rep.	Jenkins, Dem.	May, Gr.
Adams	994	343	40	931	442	688	201	67
Ashland	201	224	.....	109	189	177	113	.....
Barron	1,027	394	9	644	257	709	280	2
Bayfield	78	86	.....	86	74	83	30	.....
Brown	2,683	3,035	111	2,705	3,647	2,030	2,250	117
Buffalo	1,588	837	1	1,186	1,162	1,324	815	11
Burnett	369	57	.....	235	28	387	22	.....
Calumet	1,151	1,991	107	1,013	2,145	777	1,519	215
Chippewa	1,485	1,512	197	1,596	1,774	816	785	172
Clark	1,542	671	33	1,255	660	1,005	347	151
Columbia	3,572	2,311	36	3,532	2,493	2,762	1,673	126
Crawford	1,415	1,459	172	1,355	1,604	908	755	314
Dane	6,017	5,800	193	5,435	5,726	4,623	4,072	501
Dodge	3,623	5,708	163	3,282	6,360	2,670	4,139	309
Door	1,357	635	166	1,095	596	613	94	315
Douglass	41	76	.....	46	71	39	24	.....
Dunn	2,421	992	31	2,033	894	1,356	621	3
Eau Claire	2,336	1,520	153	2,266	1,785	1,488	1,031	39
Fond du Lac	4,682	4,852	471	4,845	5,659	3,584	3,834	583
Grant	4,654	3,038	179	4,723	3,198	3,111	1,703	625
Green	2,740	1,526	284	2,601	1,735	2,000	1,104	361
Green Lake	1,764	1,170	105	1,738	1,514	1,092	637	332
Iowa	2,674	2,310	79	2,651	2,348	1,775	1,447	305
Jackson	1,841	673	61	1,507	718	1,836	387	192
Jefferson	3,060	3,923	82	2,874	4,134	2,301	2,760	210
Juneau	1,821	1,452	120	1,714	1,458	1,227	926	216
Kenosha	1,675	1,411	.....	1,612	1,433	1,180	966	15
Kewaunee	795	1,567	.....	561	1,654	254	888	3
La Crosse	2,730	1,996	131	2,644	2,482	2,234	910	799
Lafayette	2,540	2,182	81	2,424	2,299	1,673	1,619	115
Lincoln	370	262	71	72	174	172	49	49
Manitowoc	2,983	3,676	1	2,700	3,908	1,898	2,728	5
Marathon	1,025	1,977	313	668	1,790	661	1,334	289
Marquette	1,332	579	.....	.....	.....	978	248	.....
Milwaukee	905	984	19	695	1,112	614	747	41
Milwaukee	14,088	10,997	76	10,000	12,026	8,632	6,410	89
Monroe	2,427	1,913	298	2,258	2,030	1,862	992	395
Oconto	1,036	822	8	1,813	1,174	867	673	1
Outagamie	2,123	3,259	300	1,859	3,608	1,293	2,500	405
Ozaukee	876	2,063	77	583	2,480	519	1,485	220
Pepin	939	296	5	836	394	629	177	2
Pierce	2,320	840	142	2,135	985	1,514	335	318
Polk	1,439	453	1	1,019	362	1,196	303	.....
Portage	1,952	1,534	69	1,855	1,794	1,420	1,218	98
Price	142	194	.....	.....	.....	39	81	2
Racine	3,955	2,867	72	3,560	2,880	2,547	1,766	164
Richland	2,260	1,635	150	2,038	1,591	1,713	580	428
Rock	5,741	2,616	163	5,707	2,814	4,169	1,600	218
St. Croix	2,396	1,718	27	1,775	1,736	1,846	1,383	12
Sauk	3,638	2,081	169	3,395	2,201	2,387	917	384
Shawano	932	963	40	582	873	515	699	13
Sheboygan	3,251	2,959	577	3,224	3,634	2,113	2,130	714
Taylor	300	274	.....	240	245	296	256	1
Trempealeau	2,302	675	340	2,360	790	1,697	301	371
Vernon	2,774	1,014	525	2,763	1,117	2,092	377	707
Walworth	4,361	1,886	39	4,212	1,970	3,286	1,095	55
Washington	1,905	2,837	56	1,321	3,047	1,277	2,190	86
Waukesha	3,321	2,990	101	3,129	3,335	2,574	2,468	190
Waupaca	2,647	1,440	231	2,642	1,592	1,830	1,053	299
Waushara	2,172	509	81	2,080	548	1,487	169	112
Winnebago	4,762	3,782	526	5,092	4,426	3,086	2,479	827
Wood	912	753	433	659	745	519	375	403
Total	144,397	114,634	7,980	130,068	123,927	100,535	75,030	12,996
Plurality	29,763			6,141		25,505		
Per cent	54.04	42.90	2.98	51.21	48.79	53.19	39.69	6.87
Scattering	.....	161	.....	.....	3,310	.....	444	.....
Total vote	.....	267,172	.....	.....	257,305	.....	189,005	.....

1st District.	1880.		1878.		
	C. G. Williams.	C. Babbett.	A. H. Craig.	Wil-liams.	Par-ker.
Kenosha.....	1,683	1,401	.....	1,292	1,244
Racine.....	3,966	2,856	57	3,206	2,177
Rock.....	5,729	2,635	158	4,216	2,470
Walworth...	4,317	1,907	40	3,221	1,489
Waukesha..	3,319	2,983	100	2,694	2,569
Total .....	19,014	11,782	355	14,629	9,949
Plurality ....	7,232			4,680	
Per cent.....	61.10	37.80	1.13	59.52	40.07
Scattering...		16		21	
Total vote		31,167		24,599	

2d Dist.	L. B. Caswell.		J. C. R. P. Caswell.		R. P. Caswell.		D. Tenney.	
	Rep.	Dem.	Gr.	Rep.	Dem.	Gr.	Rep.	Dem.
Columbia..	3,511	2,390	18	2,500	1,834	192		
Dane .....	5,840	5,993	180	4,554	4,207	940		
Jefferson..	3,119	3,857	73	2,959	2,481	296		
Sauk.....	3,571	2,150	164	2,594	980	948		
Total.....	16,041	14,390	435	12,607	9,502	2,376		
Plurality...	1,651			3,105				
Per cent....	51.95	46.60	1.40	51.06	38.66	9.66		
Scattering	9			8				
Total v....		30,875		24,518				

3d Dist.	G. C. Hazelton.		M. M. Cothren.		Hazelton.		King.	
	Rep.	Dem.	Rep.	Dem.	Rep.	Dem.	Rep.	Dem.
Crawford .....	1,492	1,538	1,023	1,301				
Grant.....	4,558	3,248	3,245	2,660				
Green .....	2,734	1,778	2,027	1,890				
Iowa.....	2,601	2,445	1,861	2,272				
La Fayette.....	2,566	2,204	1,885	2,080				
Richland .....	2,285	1,728	1,654	1,400				
Total .....	16,236	12,941	11,695	11,603				
Plurality .....	3,295			92				
Per cent.....	55.55	44.27	50.19	49.80				
Scattering.....	49		7					
Total vote...		29,226		23,298				

4th Dist.	C. M. P. V. Geo. San-Deus-God-ger.		V. Geo. God-frey.		Fris-bie.		Deus-ter.		Judd.	
	Rep.	Dem.	Gr.	Rep.	Dem.	Gr.	Rep.	Dem.	Gr.	Rep.
Milwau'e	12,412	12,518	62	8,577	7,252	979				
Ozaukee..	756	2,141	47	778	1,681	.....				
Wash'tn..	1,850	2,915	36	1,667	2,224	226				
Total....	15,018	17,574	145	11,022	11,157	1,205				
Plurality		2,556		135						
Per cent.	45.87	53.69	.44	46.83	47.88	5.17				
Scatte'g..					154					
Tot'l v.		32,737		23,538						

5th Dist.	E. Col-man.		E. S. Bragg.		J. S. Thomas.		Smith.		Bragg.		Gid-dings.	
	Rep.	Dem.	Gr.	Rep.	Dem.	Gr.	Rep.	Dem.	Gr.	Rep.	Dem.	Gr.
Dodge ..	3,706	5,589	162	2,622	4,109	1,216						
F duLac	4,708	4,833	442	3,188	3,395	1,687						
Manito-woc....	3,012	3,648	2	1,787	2,852	29						
Shebo'n	3,287	2,914	582	2,688	2,036	1,225						
Total..	14,753	16,984	1,188	10,285	12,392	4,157						
Plur'ity		2,231			2,107							
Per cent	44.80	51.58	3.60	38.36	46.18	15.49						
Scatte'g	1			79								
Tot v.		32,926		26,913								

6th Dist.	Guen-ther.		Bouck.		Stew-art.		Jones.		Bouck Steele	
	Rep.	Dem.	Gr.	Rep.	Dem.	Gr.	Rep.	Dem.	Gr.	
Brown ..	2,940	2,775	92	2,008	2,422	674				
Calum't	1,232	1,912	98	665	1,590	511				
Door....	1,429	574	148	676	252	513				
G. Lake	1,779	1,166	92	1,089	1,108	252				
Kewau-nee...	1,073	1,287	.....	434	1,713	41				
Outaga-mie....	2,262	3,114	269	931	2,756	1,033				
Waupa-ca.....	2,640	1,507	220	1,528	1,106	660				
Waush-ara....	2,180	506	70	1,641	479	262				
Winne-bago..	4,633	3,966	448	2,776	3,123	1,198				
Total..	20,168	16,807	1,437	11,748	14,349	5,144				
Plur'ity	3,361				2,601					
Per cent	52.47	43.72	3.73	37.58	45.90	10.05				
Scatte'g		23		15						
Tot v.		38,435		31,256						

7th Dist.	Hum-phreys.		Free-man.		Fos-ter.		Hum-phreys.		Par-ker.	
	Rep.	Dem.	Gr.	Rep.	Dem.	Gr.	Rep.	Dem.	Gr.	
Buffalo.....	1,584	832	1	1,152		544				
Clark .....	1,558	685	8	882		827				
Eau Claire..	2,343	1,515	147	1,594		1,303				
Jackson.....	1,830	687	39	804		839				
La Crosse...	2,734	1,988	137	1,787		1,489				
Monroe .....	2,349	823	298	1,462		2,222				
Pepin .....	949	296	5	658		323				
Pierce.....	2,325	816	144	1,544		1,066				
St. Croix....	2,434	1,672	27	1,705		1,556				
Trempleau	2,303	672	336	1,947		993				
Vernon .....	2,770	1,008	532	1,718		1,718				
Total .....	23,179	10,994	1,674	15,256		12,880				
Plurality....	12,185			2,376						
Per cent.....	64.64	30.66	4.66	53.96		45.58				
Scattering..		8		117						
Total vote		35,855		28,253						

8th Dist.	Pound-Rep.		Silverthorn.		Pound-Rep.		Barrows.	
	Rep.	Dem.	Rep.	Dem.	Rep.	Dem.	Rep.	Dem.
Adams.....	1,015	358			846	380		
Ashland.....	236	188			245	33		
Barron .....	1,050	372			532	161		
Bayfield.....	93	71			145	17		
Burnett.....	370	55			158	2		
Chippewa .....	1,661	1,450			1,205	1,458		
Douglas.....	53	64			52	49		
Dunn.....	2,431	1,001			1,369	825		
Juneau.....	1,806	1,547			1,34	1,541		
Lincoln .....	418	281			271	116		
Marathon.....	1,069	2,198			930	1,592		
Marquette .....	1,317	595			.....	.....		
Marquette.....	913	977			726	1,020		
Oconto .....	1,032	829			1,331	966		
Polk.....	1,450	440			725	235		
Portage .....	1,987	1,541			1,311	1,410		
Price.....	147	190			.....	.....		
Shawano.....	973	975			811	623		
Taylor.....	287	287			274	77		
Wood.....	918	1,171			719	906		
Total.....	19,256	14,590			12,795	11,421		
Plurality .....	4,666				1,374			
Per cent.....	56.81	43.04			52.86	47.13		
Scattering.....	48				14			
Total vote..		33,894			24,230			

The Legislature of 1881 stands:

	Rep.	Dem.	R. Maj.
Senate.....	24	9	15
House.....	78	22	56
Joint Ballot.....	102	31	71



COUNTIES—23.	1880.		1878.	COUNTIES.	1880.		1878.
	Cannon. Mormon.	Campbell Anti-Mormon.	Cannon. Mormon.		Cannon. Mormon.	Campbell Anti-Mormon.	Cannon. Mormon.
Beaver.....	515	222	348	Salt Lake.....	3,333	243	2,541
Box-Elder.....	855	73	888	San Juan.....	no election.		.....
Cache.....	1,787	6	1,389	Sanpete.....	1,673	43	1,292
Davis.....	850	26	664	Sevier.....	568	5	434
Emery.....	no returns.		.....	Summit.....	433	175	330
Iron.....	491	4	503	Tooele.....	614	80	566
Juab.....	421	49	307	Uintah.....	6	.....	.....
Kane.....	607	.....	567	Utah.....	2,737	64	2,023
Millard.....	510	34	326	Wasatch.....	213	7	144
Morgan.....	231	8	192	Washington.....	713	176	676
Pi Ute.....	105	26	57	Weber.....	1,699	116	867
Rich.....	207	.....	177				
Total.....					18,568	1,357	14,221
Majority.....					17,203		

WYOMING TERRITORY.—Delegate in Congress.

COUNTIES.—5.	1880.		1878.	
	Swan. Rep.	Post. Dem.	Downey. Rep.	Pease. Dem.
Albany.....	927	737	1,118	443
Carbon.....	643	717	651	313
Laramie.....	1,175	1,416	1,101	1,042
Sweetwater.....	533	494	518	526
Uinta.....	482	543	460	445
Total.....	3,760	3,907	3,848	2,769
Plurality.....		147	1,079	

Annual Appropriations made by Congress from 1873 to 1881.

Published by the Treasury Department, August, 1880.

	Fiscal Year 1873.	Fiscal Year 1874.	Fiscal Year 1875.	Fiscal Year 1876.	Fiscal Year 1877.
Legislative, executive and judicial expenses.....	\$18,624,972	\$18,170,441	\$20,758,255	\$16,038,699	\$16,057,021
Sundry civil expenses.....	20,134,669	32,173,258	26,924,747	29,459,853	15,895,065
Support of the Army.....	28,683,615	31,796,009	27,788,500	27,933,830	27,621,868
Naval Service.....	18,231,086	22,275,707	20,813,947	17,001,307	12,741,791
Indian Service.....	6,196,363	5,505,219	5,538,275	5,425,627	4,567,018
Rivers and Harbors.....	5,588,000	7,352,900	5,228,000	6,648,517	5,015,000
Forts and Fortifications.....	2,037,000	1,899,000	904,000	850,000	315,000
Military Academy.....	326,101	344,317	339,835	364,740	290,065
Post-office Department.....	6,425,970	6,496,602	7,175,542	8,376,205	5,927,498
Invalid and other pensions.....	30,480,000	30,480,000	29,980,000	30,000,000	29,533,500
Consular and diplomatic service..	1,268,819	1,311,359	3,404,804	1,374,985	1,188,797
Miscellaneous.....	9,623,477	3,342,648	2,108,041	1,853,805	4,134,692
To supply deficiencies.....	6,596,677	11,143,240	4,053,812	2,837,372	834,695
Totals.....	154,216,751	172,290,700	155,017,758	147,714,940	124,122,010
	Fiscal Year 1878.	Fiscal Year 1879.	Fiscal Year 1880.	Fiscal Year 1881.	
Legislative, executive and judicial expenses.....	\$15,756,774	\$15,868,694	\$16,136,230	\$16,785,309	
Sundry civil expenses.....	17,079,256	24,968,599	17,634,864	24,216,137	
Support of the Army.....	No App'n	51,279,679	26,797,304	26,425,800	
Naval Service.....	13,539,933	14,153,432	14,028,469	14,405,797	
Indian Service.....	4,827,666	4,734,876	4,713,870	4,657,263	
Rivers and Harbors.....	No App'n	8,322,700	9,577,599	8,976,500	
Forts and Fortifications.....	275,000	275,000	275,000	550,000	
Military Academy.....	286,604	292,805	319,547	316,234	
Post-office Department.....	2,939,725	4,222,275	5,872,376	3,883,420	
Invalid and other pensions.....	28,533,000	29,371,574	56,233,200	41,644,000	
Consular and diplomatic service..	1,146,748	1,087,535	1,097,635	1,180,335	
Miscellaneous.....	1,425,091	2,226,390	5,085,124	4,959,332	
To supply deficiencies.....	2,547,186	15,213,259	4,633,824	6,118,085	
Totals.....	88,356,983	172,016,819	162,404,647	154,118,212	

## POPULAR AND ELECTORAL VOTE FOR PRESIDENT, 1880.

STATES.	Garfield. Rep.	Hancock. Dem.	Weaver. Gr.	Scattering.	Garfield's Plurality.	Hancock's Plurality.	Total Popular vote.	Electoral vote.		
								Garfield.	Hancock.	Total.
Alabama.....	56,178	90,687	4,642	.....	.....	34,509	151,507	.....	10	10
Arkansas.....	41,661	61,489	4,079	.....	.....	18,828	106,229	.....	6	6
California.....	80,348	81,426	3,392	.....	.....	78	164,166	1	5	6
Colorado.....	27,450	24,647	1,435	.....	2,803	.....	53,532	3	.....	3
Connecticut.....	67,073	64,417	868	412	2,656	.....	132,770	6	.....	6
Delaware.....	14,150	15,183	.....	.....	.....	1,033	29,333	.....	3	3
Florida.....	23,654	27,964	.....	.....	.....	4,310	51,618	.....	4	4
Georgia.....	52,648	102,522	481	.....	.....	49,874	155,651	.....	11	11
Illinois.....	318,037	277,321	26,358	596	40,716	.....	622,312	21	.....	21
Indiana.....	232,164	225,528	12,986	.....	6,676	.....	470,678	15	.....	15
Iowa.....	183,904	105,845	32,327	630	78,059	.....	322,706	11	.....	11
Kansas.....	121,520	59,789	19,710	.....	61,731	.....	201,019	5	.....	5
Kentucky.....	104,550	147,999	11,498	257	.....	43,449	264,304	.....	12	12
Louisiana <sup>1</sup> .....	31,891	65,310	.....	.....	.....	33,419	97,201	.....	8	8
Maine <sup>2</sup> .....	74,039	65,171	4,498	235	8,868	.....	143,853	7	.....	7
Maryland.....	78,515	93,706	818	.....	.....	15,191	173,039	.....	8	8
Massachusetts.....	165,205	111,960	4,548	799	53,245	.....	282,512	13	.....	13
Michigan.....	185,190	131,300	34,795	1,156	53,890	.....	352,441	11	.....	11
Minnesota.....	93,903	53,315	3,267	286	40,588	.....	150,771	5	.....	5
Mississippi.....	34,854	75,750	5,797	677	.....	40,896	117,078	.....	8	8
Missouri.....	153,567	208,609	35,045	.....	.....	55,042	397,221	.....	15	15
Nebraska.....	54,979	28,523	3,853	.....	26,456	.....	87,355	3	.....	3
Nevada <sup>3</sup> .....	8,732	9,611	.....	.....	.....	879	18,343	.....	3	3
New Hampshire.....	44,852	40,794	528	189	4,058	.....	86,363	5	.....	5
New Jersey.....	120,555	122,565	2,617	191	.....	2,010	245,928	.....	9	9
New York.....	555,544	534,511	12,373	2,177	21,033	.....	1,104,605	35	.....	35
North Carolina.....	115,878	124,204	1,136	.....	.....	8,326	241,218	.....	10	10
Ohio.....	375,048	340,821	6,456	2,642	34,227	.....	724,967	22	.....	22
Oregon.....	20,619	19,948	249	.....	671	.....	40,816	3	.....	3
Pennsylvania.....	444,704	407,428	20,668	1,983	37,276	.....	874,783	29	.....	29
Rhode Island.....	18,195	10,779	236	25	7,416	.....	29,235	4	.....	4
South Carolina.....	58,071	112,312	566	7	.....	54,241	170,956	.....	7	7
Tennessee <sup>3</sup> .....	107,677	128,191	5,916	43	.....	20,514	241,827	.....	12	12
Texas <sup>4</sup> .....	57,845	156,228	27,405	.....	.....	98,383	241,478	.....	8	8
Vermont <sup>5</sup> .....	45,090	18,181	1,212	110	26,909	.....	64,593	5	.....	5
Virginia <sup>6</sup> .....	84,020	127,976	139	.....	.....	43,956	212,135	.....	11	11
West Virginia.....	46,243	57,391	9,079	.....	.....	11,148	112,713	.....	5	5
Wisconsin.....	144,397	114,634	7,980	161	29,763	.....	267,172	10	.....	10
Total.....	4,442,950	4,442,035	306,867	712,576	537,001	536,086	9,204,428	214	155	369
Plurality.....	915	.....	.....	.....	915	.....	.....	59	.....	.....
Per cent.....	48.26	48.25	3.33	.13	.....	.....	.....	58.00	42.00	.....

NOTE.—Numerous variations in the Presidential vote are found in the different tables published. One principal source of discrepancy is in taking the vote for different Electors, of either party, as representing the vote for President. As the votes for Electors vary greatly, some tables take the highest vote cast for any one Elector; others, the highest cast for any Elector-at-large; and others still, the average vote cast for all the Electors of each party.

1. In Louisiana, two Republican Electoral tickets were voted for; the regular Republican, and the Beattie, or Grant Republican. The latter received about 9,740 votes, not returned in the table published.

2. In Maine, the Hancock Electoral ticket was styled "Fusion," containing 3 Democratic and 4 Greenback Electors. Besides this, a "Straight" Greenback Electoral ticket was voted for, with Weaver's name at the head.

3. The above vote in Nevada and Tennessee is from the State Officers. Other statements vary largely in the vote of both parties.

4. The footings in Texas are correct, as rendered to the Secretary of State, but three Counties made no return of votes for President, (Denton, Galveston and McMullen.) If these cast as many votes for Electors as for Governor, it would increase Hancock's vote in the State, 5,820, and Garfield's 1,746, and Weaver's 593.

5. These figures are the finally corrected returns in the Office of the Secretary of State. Earlier statements gave Garfield 45,567 votes, and Hancock 18,316 votes.

6. Two Democratic Electoral tickets were voted for in Virginia, the Regular or Debt-paying Hancock Ticket, and the Re-adjuster, or Mahone Hancock Ticket. Both are added together in the table.

7. Of the scattering votes, 10,305 were cast for Neal Dow, "Prohibition" candidate for President, and 707 votes for John W. Phelps, "American" or Anti-Secret-Society candidate.

8. The Electoral vote of Georgia was cast irregularly, on the 2d Wednesday of December, instead of the first Wednesday, as required by Act of Congress. In the count of the Electoral vote, Feb. 9, 1881, Congress declared Hancock to have received 155 votes, if Georgia were counted, and 144 votes, if not counted; that in either case, Garfield had received a majority of the votes, and was duly elected.



FULL TABLES OF PRESIDENTIAL ELECTIONS.

I.

SUMMARY OF POPULAR AND ELECTORAL VOTES FOR PRESIDENT AND VICE-PRESIDENT OF THE UNITED STATES, 1789-1876.

Year of Election.	No. of States.	Total Elec. V.	POLITICAL PARTY.	* PRESIDENTS.			* VICE-PRESIDENTS.	
				CANDIDATES.	VOTE.		CANDIDATES.	Elect. Vote.
					States.	Popular.		
1789	†10	73		George Washington	69		34	
				John Adams			9	
				John Jay			6	
				R. H. Harrison			6	
				John Rutledge			4	
				John Hancock			3	
				George Clinton			2	
				Samuel Huntington			2	
				John Milton			1	
				James Armstrong			1	
				Benjamin Lincoln			1	
				Edward Telfair			1	
				Vacancies	4		4	
1792	15	135	Federalist..	George Washington	132		77	
			Federalist..	John Adams			50	
			Republican	George Clinton			4	
				Thomas Jefferson			1	
				Aaron Burr			3	
				Vacancies	3			
1796	16	138	Federalist..	John Adams	71		68	
			Republican	Thomas Jefferson			59	
			Federalist..	Thomas Pinckney			30	
			Republican	Aaron Burr			15	
				Samuel Adams			11	
				Oliver Ellsworth			7	
				George Clinton			5	
				John Jay			3	
				James Iredell			2	
				George Washington			2	
				John Henry			2	
				S. Johnson			1	
				Charles C. Pinckney				
1800	16	138	Republican	Thomas Jefferson	†73		†73	
			Republican	Aaron Burr			65	
			Federalist..	John Adams			64	
			Federalist..	Charles C. Pinckney			1	
				John Jay				

\* Previous to the election of 1804 each elector voted for two candidates for President ; the one receiving the highest number of votes, if a majority, was declared elected President ; and the next highest Vice-President.

† Three States out of thirteen did not vote, viz. : New York, which had not passed an electoral law ; and North Carolina and Rhode Island, which had not adopted the Constitution.

‡ There having been a tie vote, the choice devolved upon the House of Representatives. A choice was made on the 36th ballot, which was as follows : Jefferson—Georgia, Kentucky, Maryland, New Jersey, New York, North Carolina, Pennsylvania, Tennessee, Vermont, and Virginia—10 States ; Burr—Connecticut, Massachusetts, New Hampshire, and Rhode Island—4 States ; Blank—Delaware and South Carolina—2 States.

SUMMARY OF POPULAR AND ELECTORAL VOTES—(Continued).

Year of Election.	No. of States.	Total Elec. V.	POLITICAL PARTY.	PRESIDENTS.			VICE-PRESIDENTS.	
				CANDIDATES.	VOTE.		CANDIDATES.	Elect. Vote.
					States.	Popular.		
1804	17	176	Republican Federalist..	Thomas Jefferson.. Charles C. Pinckney	15 2	162 14	George Clinton.. Rufus King.....	162 14
1808	17	176	Republican Federalist..	James Madison... Charles C. Pinckney George Clinton.... ..... ..... Vacancy .....	12 5 ..... ..... ..... .....	122 47 6 ..... ..... 1	George Clinton.. Rufus King..... John Langdon.. James Madison.. James Monroe.. .....	113 47 9 3 3 1
1812	18	218	Republican. Federalist..	James Madison.... De Witt Clinton.... Vacancy .....	11 7 .....	128 89 1	Elbridge Gerry.. Jared Ingersoll.. .....	131 86 1
1816	19	221	Republican. Federalist..	James Monroe..... Rufus King..... ..... ..... Vacancies .....	16 3 ..... ..... .....	188 34 ..... ..... 4	D. D. Tompkins. John E. Howard James Ross .... John Marshall.. Robt. G. Harper. .....	183 22 5 4 3 4
1820	24	235	Republican Opposition.	James Monroe.... John Q. Adams.... ..... ..... Vacancies.....	24 ..... ..... ..... .....	231 1 ..... ..... 3	D. D. Tompkins. Rich. Stockton.. Daniel Rodney. Robt. G. Harper Richard Rush... .....	218 8 4 1 1 3
1824	24	261	Republican. Coalition. Republican. Republican.	Andrew Jackson... John Q. Adams.... Wm. H. Crawford.. Henry Clay..... ..... Vacancy .....	10 8 3 3 ..... .....	155,872 *99 105,321 84 44,282 41 46,587 37 ..... .....	John C. Calhoun Nathan Sanford. Nathaniel Macon Andrew Jackson M. Van Buren... Henry Clay..... .....	182 30 24 13 9 2 1
1828	24	261	Democratic Nat. Repub.	Andrew Jackson... John Q. Adams ... .....	15 9 .....	647,231 178 509,097 83 .....	John C. Calhoun Richard Rush.. William Smith.. .....	171 83 7
1832	24	288	Democratic Nat. Repub. ..... Anti-Mason	Andrew Jackson... Henry Clay..... John Floyd..... William Wirt.... } ..... Vacancies.....	15 7 1 1 ..... .....	687,502 219 530,189 49 33,108 11 7 ..... 2	M. Van Buren... John Sergeant... Henry Lee..... Amos Ellmaker. William Wilkins .....	189 49 11 7 30 2
1836	26	294	Democratic. Whig..... Whig..... Whig... Whig.....	Martin Van Buren. Wm H. Harrison } Hugh L. White.. } Daniel Webster.. } W. P. Mangum... }	15 7 2 1 1	761,549 170 ..... 73 736,656 26 ..... 14 ..... 11	R. M. Johnson†. Francis Granger. John Tyler..... William Smith.. .....	147 77 47 23 .....

\* No choice having been made by the Electoral College, the choice devolved upon the House of Representatives. A choice was made on the first ballot, which was as follows: Adams—Connecticut, Illinois, Kentucky, Louisiana, Maine, Maryland, Massachusetts, Missouri, New Hampshire, New York, Ohio, Rhode Island, and Vermont—13 States; Jackson—Alabama, Indiana, Mississippi, New Jersey, Pennsylvania, South Carolina, and Tennessee—7 States; Crawford—Delaware, Georgia, North Carolina, and Virginia—4 States.

† No candidate having received a majority of the votes of the Electoral College, the Senate elected R. M. Johnson Vice-President, who received 33 votes; Francis Granger received 16.



SUMMARY OF POPULAR AND ELECTORAL VOTES—(Continued).

Year of Election.	No. of States.	Total Elec. V.	POLITICAL PARTY.	PRESIDENTS.			VICE-PRESIDENTS.		
				CANDIDATES.	VOTE.		CANDIDATES.	Elect. Vote.	
					States.	Popular.			Electoral
1840	26	294	Whig .....	Wm. H. Harrison..	19	1,275,017	234	John Tyler.....	234
			Democratic	Martin Van Buren.	7	1,128,702	60	R. M. Johnson..	48
			Liberty .....	James G. Birney...	..	7,059	...	.....	...
			.....	.....	.....	.....	.....	L. W. Tazewell..	11
.....	.....	.....	.....	.....	.....	.....	James K. Polk..	1	
1844	26	275	Democratic	James K. Polk.....	15	1,337,243	170	Geo. M. Dallas..	170
			Whig .....	Henry Clay.....	11	1,299,068	105	T. Frelinghuysen	105
			Liberty .....	James G. Birney...	..	62,300	...	.....	...
1848	30	290	Whig .....	Zachary Taylor....	15	1,360,101	163	Millard Fillmore	163
			Democratic	Lewis Cass.....	15	1,220,544	127	Wm. O. Butler..	127
			Free Soil...	Martin Van Buren..	..	291,263	...	Chas. F. Adams..	...
1852	31	296	Democratic	Franklin Pierce....	27	1,601,474	254	Wm. R. King...	254
			Whig .....	Winfield Scott....	4	1,386,578	42	Wm. A. Graham	42
			Free Dem..	John P. Hale.....	..	156,149	...	Geo. W. Julian..	...
1856	31	296	Democratic	James Buchanan...	19	1,838,169	174	J. C. Breckin'ge	174
			Republican.	John C. Fremont..	11	1,341,264	114	Wm. L. Dayton..	114
			American ..	Millard Fillmore...	1	871,534	8	A. J. Donelson..	8
1860	33	333	Republican.	Abraham Lincoln..	17	1,866,352	180	Hannibal Hamlin	180
			Democratic.	J. C. Breckinridge..	11	845,763	72	Joseph Lane....	72
			Cons. Union	John Bell.....	3	589,581	39	Edward Everett..	39
			Ind. Dem...	S. A. Douglas.....	2	1,375,157	12	H. V. Johnson..	12
1864	*36	314	Republican.	Abraham Lincoln..	22	2,216,067	212	Andrew Johnson	212
			Democratic	Geo. B. McClellan..	3	1,808,725	21	G. H. Pendleton.	21
			.....	Vacancies.....	11	.....	81	.....	81
1868	†37	317	Republican.	Ulysses S. Grant...	26	3,015,071	214	Schuyler Colfax.	214
			Democratic.	Horatio Seymour ..	8	2,709,613	80	F. P. Blair, Jr..	80
			.....	Vacancies.....	3	.....	23	.....	23
1872	37	366	Republican.	Ulysses S. Grant...	31	3,597,070	286	Henry Wilson...	286
			Dem. & Lib.	Horace Greeley....	6	2,834,079	...	B. Gratz Brown.	47
			Democratic.	Charles O'Connor...	..	29,408	...	Geo. W. Julian..	5
			Temp'rance	James Black.....	..	5,608	...	A. H. Colquitt...	5
			.....	Thos. A. Hendricks	..	.....	42	John M. Palmer.	3
			.....	B. Gratz Brown...	..	.....	18	T. E. Bramlette.	3
			.....	Charles J Jenkins.	..	.....	2	W. S. Groesbeck	1
			.....	David Davis.....	..	.....	1	Willis B. Machen	1
			.....	.....	.....	.....	.....	N. P. Banks.....	1
			.....	‡ Not Counted...	..	.....	17	.....	14
1876	38	369	Republican.	Rutherford B. Hayes	21	4,033,950	185	Wm. A. Wheeler	185
			Democratic.	Samuel J. Tilden...	17	4,284,885	184	T. A. Hendricks	184
			Greenback..	Peter Cooper .....	..	81,740	...	.....	...
			Prohibition	Green Clay Smith..	..	9,522	...	.....	...
.....	.....	.....	.....	.....	.....	.....	Scattering.....	2,636	
1880	38	369	Republican..	James A. Garfield..	19	4,442,950	214	Chester A. Arthur	214
			Democratic.	Winfield S. Hancock	19	4,442,035	155	Wm. H. English..	155
			Greenback..	James B. Weaver...	..	306,867	.....	B. J. Chambers..	.....
			.....	Scattering.....	.....	12,576	.....	.....	.....

\* Eleven States did not vote, viz.: Alabama, Arkansas, Florida, Georgia, Louisiana, Mississippi, North Carolina, South Carolina, Tennessee, Texas, and Virginia.

† Three States did not vote, viz.: Mississippi, Texas, and Virginia.

‡ Three electoral votes of Georgia cast for Horace Greeley, and the votes of Arkansas, 6, and Louisiana, 8, cast for U. S. Grant, were rejected. If all had been included in the count, the electoral vote would have been 300 for U. S. Grant, and 66 for opposing candidates.

## POPULATION OF THE UNITED STATES, BY RACES, IN 1870 AND 1880.

From the Official Returns of the Ninth and Tenth Census, the latter subject to final correction.

STATES AND TERRITORIES.	Total Popul'n. 1880.	White. 1880.	Colored. 1880.	Chi-nese. 1880.	Ind'ns. civ. or taxed. 1880.	White. 1870.	Colored. 1870.	Chi-nese. 1870.	Ind'ns. civ. or taxed. 1870.
1 Alabama.....	1,262,794	661,986	600,141	4	213	521,384	475,510	.....	98
2 Arizona.....	40,441	35,178	138	1,632	3,493	9,581	26	20	31
3 Arkansas.....	802,564	591,611	210,622	134	197	362,115	122,169	98	89
4 California.....	864,686	767,266	6,168	75,122	16,130	499,424	4,272	49,310	7,241
5 Colorado.....	194,649	191,452	2,459	610	128	39,221	456	7	180
6 Connecticut...	622,683	610,884	11,422	130	241	527,549	9,668	2	235
7 Dakota.....	135,180	133,177	381	238	1,384	12,887	94	.....	1,200
8 Delaware.....	146,654	120,198	26,456	.....	.....	102,221	22,794	.....	.....
9 Dist. of Col....	177,638	118,236	59,378	18	6	88,278	43,404	3	15
10 Florida.....	267,351	141,249	125,262	18	37	96,057	91,689	.....	2
11 Georgia.....	1,539,048	814,218	724,654	17	94	638,926	545,142	1	40
12 Idaho.....	32,611	29,011	58	3,378	164	10,618	60	4,274	47
13 Illinois.....	3,078,769	3,032,174	46,248	214	133	2,511,096	28,762	1	37
14 Indiana.....	1,978,362	1,939,094	38,938	37	233	1,655,837	24,560	.....	240
15 Iowa.....	1,624,620	1,614,510	9,442	47	464	1,188,207	5,762	3	748
16 Kansas.....	995,966	952,056	43,096	22	792	346,377	17,108	.....	914
17 Kentucky.....	1,618,708	1,377,077	271,462	10	50	1,098,692	222,210	1	108
18 Louisiana.....	940,103	455,063	483,893	483	819	362,065	364,210	71	569
19 Maine.....	648,945	646,903	1,427	8	607	624,809	1,606	1	499
20 Maryland.....	931,632	724,718	209,897	6	11	605,497	175,391	2	4
21 Massachus'tts.	1,783,012	1,764,082	18,644	256	341	1,443,156	13,947	97	151
22 Michigan.....	1,636,331	1,614,078	14,986	29	7,238	1,167,282	11,849	2	4,926
23 Minnesota.....	781,806	776,940	1,558	54	2,254	438,257	759	.....	690
24 Mississippi....	1,131,592	479,371	650,337	52	1,832	382,896	444,201	16	809
25 Missouri.....	2,168,804	2,023,568	145,046	94	96	1,603,146	118,071	3	75
26 Montana.....	39,157	35,468	202	1,737	1,750	18,306	183	1,949	157
27 Nebraska.....	452,433	449,805	2,376	18	233	122,117	789	.....	87
28 Nevada.....	62,265	53,574	465	5,423	2,803	38,959	357	3,152	23
29 N. Hampshire..	346,984	346,264	646	14	60	317,697	580	.....	23
30 New Jersey....	1,130,983	1,091,856	38,796	182	58	875,407	30,658	15	16
31 New Mexico....	118,430	107,188	907	55	10,280	90,393	172	.....	1,309
32 New York.....	5,083,810	5,017,142	64,943	942	783	4,330,210	52,081	29	439
33 N. Carolina....	1,400,047	867,467	531,316	1	1,216	678,470	391,650	.....	1,241
34 Ohio.....	3,198,239	3,118,344	79,665	117	113	2,601,946	63,213	1	109
35 Oregon.....	174,767	163,087	493	9,508	1,679	86,929	346	3,330	318
36 Pennsylvania..	4,282,786	4,197,106	85,342	170	168	3,456,609	65,294	14	34
37 Rhode Island..	276,528	269,933	6,503	27	67	212,219	4,980	.....	154
38 S. Carolina....	995,622	391,258	604,325	9	114	289,667	415,814	1	124
39 Tennessee.....	1,542,463	1,139,120	402,992	26	326	926,119	322,331	.....	70
40 Texas.....	1,592,574	1,197,493	394,007	142	932	564,700	253,475	25	379
41 Utah.....	143,906	142,381	204	518	804	86,044	118	445	179
42 Vermont.....	332,286	331,243	1,032	.....	11	329,613	924	.....	14
43 Virginia.....	1,512,876	880,739	631,996	6	65	712,089	512,841	4	229
44 Washington....	75,120	67,349	357	3,227	4,187	22,195	207	234	1,319
45 West Virginia..	618,443	592,433	25,729	14	17	424,033	17,980	.....	1
46 Wisconsin.....	1,315,480	1,309,622	2,724	16	3,118	1,051,351	2,113	.....	1,206
47 Wyoming.....	20,788	19,436	299	914	139	8,726	183	143	66
Total U. States.	50,152,866	43,402,408	6,577,497	105,679	65,880	33,592,245	4,886,387	63,254	25,731

## Per Cent. of Increase from 1870 to 1880:

Total Population.....	30.06 per cent.	Chinese Population.....	67.07 per cent.
White Population.....	28.82 " "	Indian Population (civilized	
Colored Population.....	34.78 " "	or taxed).....	156.02 " "

NOTE.—The inhabitants of Alaska and the Indian Territory (both unorganized as yet) are not included in the above total. The census of Alaska in 1880 showed: White, 392; Creoles (issue of intermarriages between the whites and natives), 1,633; Aleuts, 1,960; Innuits, 17,483; Indians, 8,655; total, 30,178.

The Indian Territory is estimated to contain 60,000 to 75,000 inhabitants.

The Indians included in the census in each State and Territory are those reckoned as civilized, or outside of tribal organizations. Indians not taxed are by law excluded from the census. Estimates of their numbers vary widely—from 200,000 to 350,000 (the latter as estimated in the census of 1870).

In the Chinese column, (for want of space elsewhere) have been reckoned a very few Japanese, East Indians, and Sandwich Islanders, not exceeding 250 in all.



POPULATION OF THE UNITED STATES IN 1870 AND 1880.

From the Official Returns of the Tenth Census, 1880.<sup>1</sup>

NOTE.—In cases where counties are left blank, they have usually been consolidated with other counties, or have been organized since the date of the former census.

ALABAMA.

COUNTIES.	Population.		COUNTIES.	Population.		COUNTIES.	Population.	
	1870.	1880.		1870.	1880.		1870.	1880.
Autauga .....	11,623	13,113	Dale .....	11,325	12,677	Marshall .....	9,871	14,585
Baker .....	6,194	.....	Dallas.....	40,705	48,437	Mobile.....	49,311	48,602
Baldwin.....	6,004	8,446	De Kalb .....	7,126	12,675	Monroe.....	14,214	17,091
Barbour.....	29,309	34,026	Elmore.....	14,477	17,674	Montgomery.	43,704	52,392
Benton .....	.....	.....	Escambia.....	4,041	5,719	Morgan .....	12,187	16,428
Bibb .....	7,469	9,487	Etowah.....	10,109	15,398	Perry .....	24,975	30,736
Blount.....	9,945	15,526	Fayette.....	7,136	10,135	Pickens.....	17,690	21,479
Bullock.....	24,474	29,079	Franklin .....	8,006	9,155	Pike .....	17,423	20,640
Butler.....	14,981	19,685	Geneva.....	2,959	4,342	Randolph.....	12,006	16,575
Calhoun.....	13,980	19,591	Greene .....	18,399	21,931	Russell .....	21,676	24,840
Chambers .....	17,562	23,440	Hale .....	21,792	26,553	Sanford .....	8,893	.....
Cherokee.....	11,132	19,109	Henry.....	14,191	18,760	Saint Clair...	9,360	17,236
C.ilton .....	.....	10,806	Jackson .....	19,410	25,114	Shelby.....	12,218	14,463
Choctaw .....	12,676	15,731	Jefferson.....	12,345	23,272	Sumter .....	24,109	28,728
Clarke.....	14,663	17,806	Lamar.....	.....	12,142	Talladega.....	18,064	23,360
Clay.....	9,560	12,938	Lauderdale...	15,091	21,035	Tallapoosa...	16,963	23,400
Cleburne .....	8,017	10,976	Lawrence.....	16,658	21,391	Tuscaloosa...	20,081	24,559
Coffee.....	6,171	8,061	Lee.....	21,750	27,373	Walker .....	6,543	9,223
Colbert.....	12,537	16,154	Limestone .....	15,017	21,600	Washington..	3,912	4,538
Conecuh.....	9,574	12,676	Lowndes.....	25,719	31,178	Wilcox.....	28,377	31,832
Coosa .....	11,945	15,132	Macon.....	17,727	17,373	Winston.....	4,155	4,253
Covington....	4,868	5,650	Madison.....	31,267	37,625			
Crenshaw....	11,156	11,755	Marengo.....	26,151	30,889	Total .....	996,992	1,262,794
Cullman.....	.....	6,355	Marion.....	6,059	9,364			

White, 661,986 ; Colored, 600,358, including 213 Indians.

ARKANSAS.

COUNTIES.	Population.		COUNTIES.	Population.		COUNTIES.	Population.	
	1870.	1880.		1870.	1880.		1870.	1880.
Arkansas.....	8,268	8,038	Greene .....	7,573	7,481	Phillips .....	15,372	21,262
Ashley .....	8,042	10,156	Hempstead.....	13,768	19,015	Pike.....	3,788	6,345
Baxter .....	.....	6,004	Hot Spring .....	5,877	7,775	Poinsett.....	1,720	2,192
Benton.....	13,841	20,328	Howard.....	.....	9,917	Polk .....	3,376	6,857
Boone .....	7,032	12,137	Independence..	14,566	18,086	Pope .....	8,366	14,325
Bradley.....	8,646	6,285	Izard.....	6,806	10,856	Prairie .....	5,674	8,435
Calhoun.....	3,853	5,671	Jackson.....	7,268	10,877	Pulaski.....	32,066	32,663
Carroll .....	5,789	13,337	Jefferson .....	15,733	22,386	Randolph .....	7,466	11,724
Chico .....	7,214	10,117	Johnson .....	9,152	11,565	Salino .....	3,911	8,953
Clay .....	.....	7,213	Lafayette.....	9,139	5,729	Scott .....	7,483	9,174
Clarke.....	11,953	15,771	Lawrence .....	5,981	8,732	Searcy .....	5,614	7,278
Columbia .....	11,397	14,087	Lee .....	.....	13,288	Sebastian .....	12,940	19,560
Conway .....	8,112	12,754	Lincoln.....	.....	9,255	Sevier.....	4,492	6,192
Craighead.....	4,577	7,037	Little River....	3,236	6,404	Sharpe.....	5,400	9,047
Crawford.....	8,957	14,740	Logan.....	.....	14,885	Stone.....	.....	5,089
Crittenden .....	3,831	9,415	Lonoko .....	.....	12,147	St. Francis.....	6,714	8,389
Cross .....	3,915	5,051	Madison.....	8,231	11,455	Union .....	10,571	13,417
Dallas .....	5,707	6,597	Marion.....	3,979	7,907	Van Buren.....	5,107	9,565
Desha.....	6,125	8,973	Miller .....	.....	9,919	Washington ...	17,266	23,844
Dorsey.....	.....	8,370	Mississippi .....	3,633	7,332	White.....	10,347	17,794
Drew .....	9,960	12,231	Monroe.....	8,336	9,570	Woodruff.....	6,891	8,646
Faulkner .....	.....	12,785	Montgomery ...	2,984	5,729	Yell .....	8,048	13,852
Franklin .....	9,627	14,951	Nevada.....	.....	12,959			
Fulton .....	4,843	6,720	Newton.....	4,374	6,127	Total.....	484,471	802,564
Garland .....	.....	9,023	Ouachita.....	12,975	11,757			
Grant.....	3,943	6,185	Perry .....	2,685	3,910			

White, 591,611 ; Colored, 210,953, including 197 Indians, and 134 Chinese.

<sup>1</sup> NOTE.—The figures are subject to final revision and correction.

CALIFORNIA.

COUNTIES.	Population.		COUNTIES.	Population.		COUNTIES.	Population.	
	1870.	1880.		1870.	1880.		1870.	1880.
Alameda .....	24,237	62,972	Mendocino .....	7,545	12,800	Santa Cruz .....	8,743	12,801
Alpine .....	685	539	Merced.....	2,807	5,656	Shasta .....	4,173	9,492
Amador .....	9,582	11,386	Modoc .....		4,399	Sierra.....	5,619	6,623
Butte .....	11,403	18,721	Mono.....	430	7,499	Siskiyou .....	6,848	8,610
Calaveras .....	8,895	9,094	Monterey.....	9,876	11,302	Solano.....	16,871	18,475
Colusa .....	6,165	13,118	Napa .....	7,163	13,225	Sonoma.....	19,819	25,926
Contra Costa ...	8,461	12,525	Nevada.....	19,134	20,827	Stanislaus.....	6,499	8,751
Del Norte.....	2,022	2,584	Placer .....	11,357	14,226	Sutter .....	5,030	5,159
El Dorado.....	10,309	10,685	Plumas .....	4,489	6,180	Tehama.....	3,587	9,302
Fresno.....	6,336	9,478	Sacramento ...	26,830	34,391	Trinity .....	3,213	4,998
Humboldt .....	6,140	15,510	San Benito.....		5,584	Tulare .....	4,533	11,281
Inyo .....	1,956	2,928	S. Bernardino..	3,988	7,786	Tuolumne.....	8,150	7,848
Kern.....	2,925	5,601	San Diego.....	4,951	8,618	Ventura.....		5,073
Klamath.....	1,686		San Francisco..	149,473	233,956	Yolo.....	9,899	11,772
Lake.....	2,969	6,596	San Joaquin....	21,050	24,354	Yuba.....	10,851	11,270
Lassan.....	1,327	3,340	S. Luis Obispo.	4,772	9,142			
Los Angeles....	15,309	33,379	San Mateo.....	6,635	8,669	Total.....	560,247	864,686
Marin.....	6,903	11,325	Santa Barbara.	7,784	9,522			
Mariposa .....	4,572	4,339	Santa Clara....	26,246	35,039			

White, 767,266 ; Colored, 97,420, including 75,025 Chinese, and 16,130 Indians.

COLORADO.

COUNTIES.	Population.		COUNTIES.	Population.		COUNTIES.	Population.	
	1870.	1880.		1870.	1880.		1870.	1880.
Arapahoe. ....	6,829	38,645	Gilpin.....	5,490	6,489	Park.....	447	3,970
Bent.....	592	1,654	Grand.....		417	Pueblo .....	2,265	7,615
Boulder.....	1,939	9,746	Greenwood. ..	510		Rio Grande... ..		1,944
Chaffee.....		6,510	Gunnison .....		8,237	Routt.....		140
Clear Creek..	1,596	7,846	Hinsdale .....		1,499	Saguache.....	304	1,973
Conejos.....	2,504	5,605	Huerfano.....	2,250	4,124	San Juan.....		1,087
Costilla.....	1,779	2,879	Jefferson .....	2,390	6,810	Summit.....	258	5,459
Custer.....		8,082	Lake.....	522	23,814	Weld... ..	1,636	5,646
Douglas.....	1,388	2,486	La Plata.....		1,110			
Elbert.....		1,709	Larimer.....	838	4,892	Total .....	39,864	194,649
El Paso.....	987	7,952	Las Animas... ..	4,276	8,904			
Fremont.....	1,064	4,735	Ouray. ....		2,670			

White, 191,452 ; Colored, 3,197, including 610 Chinese, and 128 Indians.

CONNECTICUT.

COUNTIES.	Population.		COUNTIES.	Population.		COUNTIES.	Population.	
	1870.	1880.		1870.	1880.		1870.	1880.
Fairfield .....	95,276	112,044	Middlesex .....	36,099	35,587	Tolland .....	22,000	24,112
Hartford .....	109,007	125,377	New Haven.....	121,257	156,526	Windham.....	38,518	43,857
Litchfield .....	48,727	52,043	New London ...	66,570	73,137			
						Total .....	537,454	622,683

White, 610,884 ; Colored, 11,793, including 241 Indians, and 124 Chinese.

DELAWARE.

COUNTIES.	Population.	
	1870.	1881.
Kent .....	29,804	32,877
New Castle .....	63,515	77,746
Sussex .....	31,696	36,031
Total.....	125,015	146,654

White, 120,198 ; Colored, 26,456.



FLORIDA.

COUNTIES.	Population.		COUNTIES.	Population.		COUNTIES.	Population.	
	1870.	1880.		1870.	1880.		1870.	1880.
Alachua.....	17,328	16,462	Hillsborough ..	3,216	5,814	Orange .....	2,195	6,618
Baker.....	1,325	2,303	Holmes.....	1,572	2,170	Polk .....	3,169	3,153
Benton.....	.....	.....	Jackson.....	9,528	14,372	Putnam.....	3,821	5,476
Bradford.....	3,671	6,112	Jefferson.....	13,398	16,065	Santa Rosa .....	3,312	6,645
Brevard.....	1,216	1,478	La Fayette.....	1,783	2,440	St. John's.....	2,618	4,535
Calhoun.....	998	1,579	Leon.....	15,236	19,660	St. Lucie.....	.....	.....
Clay.....	2,098	2,838	Levy.....	2,018	5,767	Suwannee.....	2,952	4,686
Columbia.....	7,335	9,589	Liberty.....	1,050	1,362	Suwannee.....	3,556	7,162
Dade.....	85	194	Madison.....	11,121	14,798	Taylor.....	1,453	2,279
Duval.....	11,921	17,344	Manatee.....	1,931	3,655	Volusia.....	1,723	3,294
Escambia.....	7,817	12,157	Marion.....	10,804	13,046	Wakulla.....	2,506	2,723
Franklin.....	1,256	1,791	Monroe.....	5,657	10,867	Walton.....	3,041	4,201
Gadsden.....	9,802	12,169	Mosquito.....	.....	.....	Washington ...	2,302	4,089
Hamilton.....	5,749	6,790	Nassau.....	4,247	6,635	Total.....	187,748	267,351
Hernando.....	2,938	4,248	New River.....	.....	.....			

White, 141,249; Colored, 125,317.

GEORGIA.

COUNTIES.	Population.		COUNTIES.	Population.		COUNTIES.	Population.	
	1870.	1880.		1870.	1880.		1870.	1880.
Appling.....	5,086	5,275	Floyd.....	17,230	24,418	Oconee .....	.....	6,349
Baker.....	6,843	7,305	Forsyth.....	7,983	10,559	Oglethorpe . ...	11,782	15,400
Baldwin.....	10,618	12,998	Franklin.....	7,893	11,453	Paulding.....	7,639	10,887
Banks.....	4,973	7,337	Fulton.....	33,446	46,126	Pickens.....	5,317	6,790
Bartow.....	10,566	18,694	Gilmer.....	6,644	8,386	Pierce.....	2,778	4,538
Berrien.....	4,518	6,619	Glascocock.....	2,736	3,577	Pike.....	10,905	15,849
Bibb.....	21,255	27,146	Glynn.....	5,376	6,497	Polk.....	7,822	11,954
Brooks.....	8,342	11,727	Gordon.....	9,268	11,170	Pulaski.....	11,940	14,058
Bryan.....	5,252	4,929	Greene.....	12,454	17,547	Putnam.....	10,461	14,539
Bullock.....	5,610	8,053	Gwinnett.....	12,431	19,531	Quitman.....	4,150	4,392
Burke.....	17,679	27,127	Habersham ...	6,322	8,718	Rabun.....	3,256	4,634
Butts.....	6,941	8,311	Hall.....	9,607	15,299	Randolph.....	10,561	13,341
Calhoun.....	5,503	7,024	Hancock.....	11,317	16,989	Richmond.....	25,724	34,569
Camden.....	4,615	6,183	Haralson.....	4,004	5,973	Rockdale.....	.....	6,838
Campbell.....	9,176	9,979	Harris.....	13,284	15,764	Schley.....	5,129	5,302
Carroll.....	11,782	16,903	Hart.....	6,783	9,094	Scriven.....	9,175	12,786
Catoosa.....	4,409	4,739	Heard.....	7,866	8,769	Spalding.....	10,205	12,585
Charlton.....	1,897	2,161	Henry.....	10,102	14,193	Stewart.....	14,204	13,998
Chatham.....	41,279	44,993	Houston.....	20,406	23,251	Sumter.....	16,559	18,239
Chattahoochee	6,059	5,670	Irwin.....	1,837	2,636	Talbot.....	11,913	14,115
Chattooga.....	6,902	10,021	Jacksn.....	11,181	16,298	Taliaferro.....	4,796	7,034
Cherokee.....	10,399	14,325	Jasper.....	10,439	11,849	Tatnall.....	4,860	6,985
Clarke.....	12,941	11,702	Jefferson.....	12,190	15,669	Taylor.....	7,143	8,595
Clay.....	5,493	6,650	Johnson.....	2,964	4,800	Telfair.....	3,245	4,828
Clayton.....	5,477	8,028	Jones.....	9,436	11,613	Terrell.....	9,053	10,451
Clinch.....	3,945	4,138	Laurens.....	7,834	10,051	Thomas.....	14,523	20,598
Cobb.....	13,814	20,748	Lee.....	9,567	10,577	Towns.....	2,780	3,261
Coffee.....	3,192	5,070	Liberty.....	7,688	10,564	Troup.....	17,632	20,566
Colquitt.....	1,654	2,527	Lincoln.....	5,413	6,412	Twiggs.....	8,545	8,918
Columbia.....	13,529	10,465	Lowndes.....	8,321	11,049	Union.....	5,267	6,431
Coweta.....	15,875	21,109	Lumpkin.....	5,161	6,519	Upson.....	9,430	12,400
Crawford.....	7,557	8,656	McDowell.....	.....	.....	Walker.....	9,925	11,056
Dade.....	3,033	4,703	McDuffy.....	.....	9,449	Walton.....	11,038	15,622
Dawson.....	4,369	5,837	McIntosh.....	4,491	6,241	Ware.....	2,286	4,159
Decatur.....	15,183	19,071	Macon.....	11,458	11,675	Warren.....	10,545	10,885
De Kalb.....	10,014	14,497	Madison.....	5,227	7,978	Washington.....	15,842	21,964
Dodge.....	.....	5,358	Marion.....	8,000	8,598	Wayne.....	2,177	5,980
Dooly.....	9,790	12,413	Meriwether ...	13,756	17,651	Webster.....	4,677	5,237
Dougherty.....	11,517	12,622	Miller.....	3,091	3,720	White.....	4,606	5,341
Douglas.....	.....	6,934	Milton.....	4,284	6,261	Whitfield.....	10,117	11,901
Ear y.....	6,998	7,695	Mitchell.....	6,633	9,392	Wilcox.....	2,439	3,109
Echols.....	1,978	2,553	Monroe.....	17,213	18,808	Wilkes.....	11,796	15,985
Effingham.....	4,214	5,979	Montgomery...	3,586	5,381	Wilkinson.....	9,383	12,061
Elbert.....	9,249	12,957	Morgan.....	10,696	14,034	Worth.....	3,778	5,892
Emanuel.....	6,134	9,759	Murray.....	6,500	8,269	Total.....	1,184,109	1,539,048
Fannin.....	5,429	7,245	Muscogee.....	16,663	19,322			
Fayette.....	8,221	8,605	Newton.....	14,615	13,619			

White, 814,218; Colored, 724,765, including 94 Indians.



COUNTIES.	Population.		COUNTIES.	Population.		COUNTIES.	Population.	
	1870.	1880.		1870.	1880.		1870.	1880.
Adams .....	56,362	59,148	Henderson.....	12,582	10,755	Ogle.....	27,492	29,946
Alexander.....	10,564	14,809	Henry.....	35,506	36,609	Peoria.....	47,540	55,419
Bond.....	13,152	14,873	Iroquois.....	25,782	35,457	Perry.....	13,723	16,008
Boone.....	12,942	11,527	Jackson.....	19,634	22,508	Piatt.....	10,953	15,583
Brown.....	12,205	13,044	Jasper.....	11,234	14,515	Pike.....	30,768	33,761
Bureau.....	32,415	33,189	Jefferson.....	17,864	20,686	Pope.....	11,437	13,246
Calhoun.....	6,562	7,471	Jersey.....	15,054	15,546	Pulaski.....	8,752	9,567
Carroll.....	16,705	16,895	Jo Daviess.....	27,820	27,534	Putnam.....	6,280	5,555
Cass.....	11,580	14,491	Johnson.....	11,248	13,079	Randolph.....	20,859	25,691
Champaign...	32,737	40,869	Kane.....	39,091	44,956	Richland.....	12,803	15,546
Christian.....	20,363	28,232	Kankakee.....	24,352	24,961	Rock Island...	29,783	38,314
Clark.....	18,719	21,900	Kendall.....	12,399	13,084	St. Clair.....	51,068	61,850
Clay.....	15,875	16,195	Knox.....	39,522	38,369	Saline.....	12,714	15,940
Clinton.....	16,285	18,718	Lake.....	21,014	21,299	Sangamon.....	46,352	52,902
Coles.....	25,235	27,055	La Salle.....	60,792	70,420	Schuyler.....	17,419	16,249
Cook.....	349,966	607,468	Lawrence.....	12,533	13,663	Scott.....	10,530	10,745
Crawford.....	13,889	16,190	Lee.....	27,171	27,494	Shelby.....	25,476	30,282
Cumberland..	12,223	13,762	Livingston....	31,471	38,450	Stark.....	10,751	11,209
DeKalb.....	23,265	26,774	Logan.....	23,053	25,041	Stephenson...	30,608	31,970
DeWitt.....	14,768	17,014	McDonough...	26,509	27,984	Tazewell.....	27,903	29,679
Douglass.....	13,484	15,857	McHenry.....	23,762	24,914	Union.....	16,518	18,100
Du Page.....	16,685	19,187	McLean.....	53,988	60,115	Vermillion....	30,388	41,600
Edgar.....	21,450	25,504	Macon.....	26,481	30,671	Wabash.....	8,841	9,945
Edwards.....	7,565	8,600	Macoupin.....	32,726	37,705	Warren.....	23,174	22,940
Effingham....	15,653	18,924	Madison.....	44,131	50,141	Washington...	17,599	21,117
Fayette.....	19,638	23,243	Marion.....	20,622	23,691	Wayne.....	19,758	21,297
Ford.....	9,103	15,105	Marshall.....	16,956	15,036	White.....	16,846	23,089
Franklin.....	12,652	16,129	Mason.....	16,184	16,244	Whitesides....	27,503	30,888
Fulton.....	38,291	41,249	Massac.....	9,581	10,443	Will.....	43,013	53,424
Gallatin.....	11,134	12,862	Menard.....	11,735	13,028	Williamson....	17,329	19,326
Greene.....	20,277	23,014	Mercer.....	18,769	19,501	Winnebago....	29,301	30,518
Grundy.....	14,938	16,738	Monroe.....	12,982	13,682	Woodford.....	18,956	21,610
Hamilton.....	13,014	16,712	Montgomery..	25,314	28,086			
Hancock.....	35,935	35,352	Morgan.....	28,463	31,519	Total.....	2,539,891	3,078,769
Hardin.....	5,113	6,024	Moultrie.....	10,385	13,705			

White, 3,032,174; Colored, 46,595, including 214 Chinese, and 133 Indians.

INDIANA.

COUNTIES.	Population.		COUNTIES.	Population.		COUNTIES.	Population.	
	1870.	1880.		1870.	1880.		1870.	1880.
Adams.....	11,382	15,385	Henry.....	22,986	24,015	Porter.....	13,942	17,229
Allen.....	43,494	54,765	Howard.....	15,847	19,584	Posey.....	19,185	20,857
Bartholomew..	21,133	22,777	Huntington...	19,036	21,805	Pulaski.....	7,801	9,851
Benton.....	5,615	11,107	Jackson.....	18,974	23,050	Putnam.....	21,514	22,502
Blackford.....	6,272	8,021	Jasper.....	6,354	9,465	Randolph.....	22,862	26,437
Boone.....	22,593	25,921	Jay.....	15,000	19,282	Ripley.....	20,977	21,627
Brown.....	8,681	10,264	Jefferson.....	29,741	25,977	Rush.....	17,626	19,238
Carroll.....	16,152	18,347	Jennings.....	16,218	16,453	St. Joseph....	25,322	33,176
Cass.....	24,193	27,609	Johnson.....	18,366	19,537	Scott.....	7,873	8,343
Clarke.....	24,770	28,638	Knox.....	21,562	26,323	Shelby.....	21,892	25,256
Clay.....	19,084	25,853	Kosciusko.....	23,531	26,492	Spencer.....	17,998	22,122
Clinton.....	17,330	23,473	La Grange.....	14,148	15,629	Starke.....	3,888	5,105
Crawford.....	9,851	12,356	Lake.....	12,339	15,091	Steuben.....	12,854	14,644
Daviess.....	16,747	21,552	La Porte.....	27,062	30,976	Sullivan.....	18,453	20,333
Dearborn.....	24,116	26,656	Lawrence.....	14,628	18,453	Switzerland..	12,134	13,386
Decatur.....	19,053	19,779	Madison.....	22,770	27,531	Tippecanoe...	33,515	35,966
De Kalb.....	17,167	20,223	Marion.....	71,939	102,780	Tipton.....	11,953	14,402
Delaware.....	19,030	22,927	Marshall.....	20,211	23,416	Union.....	6,341	7,673
Dubois.....	12,597	15,991	Martin.....	11,103	13,474	Vanderburgh..	33,145	42,192
Elkhart.....	26,026	33,453	Miama.....	21,052	24,081	Vermilion.....	10,840	12,025
Fayette.....	10,476	11,394	Monroe.....	14,168	15,874	Vigo.....	33,549	45,656
Floyd.....	23,300	24,589	Montgomery..	23,765	27,314	Wabash.....	21,305	25,240
Fountain.....	16,389	20,228	Morgan.....	17,528	18,899	Warren.....	10,204	11,497
Franklin.....	20,223	20,090	Newton.....	5,829	8,167	Warwick.....	17,653	20,162
Fulton.....	12,726	14,301	Noble.....	20,389	23,007	Washington...	18,495	18,949
Gibson.....	17,371	22,742	Ohio.....	5,837	5,563	Wayne.....	34,048	38,614
Grant.....	18,487	23,618	Orange.....	13,497	14,563	Wells.....	13,585	18,442
Greene.....	19,514	22,996	Owen.....	16,137	15,901	White.....	10,554	13,793
Hamilton.....	20,882	24,809	Parke.....	18,166	19,460	Whitley.....	14,399	16,941
Hancock.....	15,123	11,123	Perry.....	14,801	16,997			
Harrison.....	19,913	21,326	Pike.....	13,779	16,384	Total.....	1,680,637	1,978,362
Hendricks.....	20,277	22,975						

White, 1,939,094; Colored, 39,268, including 233 Indians, and 37 Chinese.



IOWA.

COUNTIES.	Population.		COUNTIES.	Population.		COUNTIES.	Population.	
	1870.	1880.		1870.	1880.		1870.	1880.
Adair.....	3,982	11,199	Floyd.....	10,768	14,677	Monroe.....	12,724	13,719
Adams.....	4,614	11,888	Franklin.....	4,738	10,248	Montgomery....	5,934	15,895
Allamakee.....	17,868	19,791	Fremont.....	11,174	17,653	Muscatine.....	21,688	23,168
Appanoose.....	16,456	16,636	Greene.....	4,627	12,725	O'Brien.....	715	4,155
Audubon.....	1,212	7,448	Grundy.....	6,399	12,639	Osceola.....	.....	2,219
Benton.....	22,454	24,888	Guthrie.....	7,061	14,863	Page.....	9,975	19,667
Black Hawk.....	21,706	23,913	Hamilton.....	6,055	11,252	Palo Alto.....	1,336	4,131
Boone.....	14,584	20,838	Hancock.....	999	3,453	Plymouth.....	2,199	8,567
Bremer.....	12,528	14,081	Hardin.....	13,684	17,808	Pocahontas.....	1,446	3,713
Buchanan.....	17,034	18,547	Harrison.....	8,931	13,649	Polk.....	27,857	42,395
Buena Vista....	1,585	7,537	Henry.....	1,463	20,826	Pottawattamie	16,893	39,846
Buncombe.....	.....	.....	Howard.....	6,282	10,837	Poweshiek.....	15,581	18,936
Butler.....	9,951	14,293	Humboldt.....	2,596	5,341	Ringgold.....	5,691	12,085
Calhoun.....	1,602	5,595	Ida.....	226	4,382	Sac.....	1,411	8,774
Carroll.....	2,451	12,351	Iowa.....	16,644	19,221	Scott.....	38,599	41,270
Cass.....	5,464	6,943	Jackson.....	22,619	23,771	Shelby.....	2,540	12,696
Cedar.....	19,731	18,937	Jasper.....	22,116	25,962	Sioux.....	576	5,426
Cerro Gordo....	4,722	11,461	Jefferson.....	17,839	17,478	Story.....	11,651	16,906
Cherokee.....	1,967	8,240	Johnson.....	24,898	25,429	Tama.....	16,131	21,585
Chickasaw.....	10,180	14,534	Jones.....	19,731	21,052	Taylor.....	6,989	15,635
Clarke.....	8,735	11,512	Keokuk.....	19,434	21,259	Union.....	5,906	14,980
Clay.....	1,523	4,248	Kossuth.....	3,351	6,179	Van Buren.....	17,672	17,042
Clayton.....	27,771	28,829	Lee.....	37,210	34,859	Wapello.....	22,346	25,282
Clinton.....	35,357	36,764	Linn.....	31,080	37,235	Warren.....	17,980	19,578
Crawford.....	2,530	12,413	Louisa.....	12,877	13,146	Washington....	18,952	20,375
Dallas.....	12,019	18,746	Lucas.....	10,388	14,530	Wayne.....	11,287	16,127
Davis.....	15,565	16,468	Lyon.....	221	1,968	Webster.....	10,484	15,950
Decatur.....	12,018	15,336	Madison.....	13,884	17,225	Winnebago.....	1,562	4,917
De'aware.....	17,432	17,952	Mahaska.....	22,508	25,201	Winneshiek....	23,570	23,937
Des Moines.....	27,256	33,099	Marion.....	24,436	25,111	Woodbury.....	6,172	14,997
Dickinson.....	1,389	1,901	Marshall.....	17,576	23,752	Worth.....	2,892	7,953
Dubuque.....	38,969	42,997	Mills.....	8,718	14,135	Wright.....	2,392	5,062
Emmet.....	1,392	1,550	Mitchell.....	9,582	14,361			
Fayette.....	16,973	22,258	Monona.....	3,654	9,055	Total.....	1,194,020	1,624,620

White, 1,614,510; Colored, 9,953, including 464 Indians, and 47 Chinese.

KANSAS.

COUNTIES.	Population.		COUNTIES.	Population.		COUNTIES.	Population.	
	1870.	1880.		1870.	1880.		1870.	1880.
Allen.....	7,022	11,307	Doniphan.....	13,969	14,258	Johnson.....	13,684	16,886
Anderson.....	5,220	9,059	Dorn.....	.....	.....	Kansas.....	.....	9
Arapahoe.....	.....	3	Douglas.....	20,592	21,706	Kearney.....	.....	159
Atchison.....	15,507	26,674	Edwards.....	.....	2,409	Kingman.....	.....	3,713
Barbour.....	.....	2,661	Elk.....	.....	10,625	Labette.....	9,973	22,746
Barton.....	2	10,319	Ellis.....	1,336	6,179	Lane.....	.....	632
Bourbon.....	15,076	19,595	Ellsworth.....	1,185	8,494	Leavenworth..	32,444	31,673
Breckenridge..	.....	.....	Foote.....	.....	411	Lincoln.....	516	8,582
Brown.....	6,823	12,819	Ford.....	427	3,122	Linn.....	12,174	15,299
Buffalo.....	.....	191	Franklin.....	10,385	16,800	Lykins.....	.....	.....
Butler.....	3,035	18,587	Godfrey.....	.....	1,196	Lyon.....	8,014	17,327
Chase.....	1,975	6,081	Gove.....	.....	4,258	Madison.....	.....	.....
Chautauqua..	.....	11,072	Graham.....	.....	9	Marion.....	768	12,457
Cherokee.....	11,038	21,918	Grant.....	.....	3	Marshall.....	6,901	16,135
Cheyenne.....	.....	37	Greeley.....	.....	10,550	McGhee.....	.....	.....
Clarke.....	.....	163	Greenwood....	3,484	168	McPherson....	738	17,143
Clay.....	2,942	12,320	Hamilton.....	.....	4,133	Meade.....	.....	296
Cloud.....	2,323	15,346	Harper.....	.....	11,454	Miami.....	11,725	17,818
Coffey.....	6,201	11,438	Harvey.....	.....	1,704	Mitchell.....	485	14,913
Comanche.....	.....	372	Hodgman.....	.....	2,794	Montgomery..	7,564	18,230
Cowley.....	1,175	21,539	Howard.....	2,794	.....	Morris.....	2,225	9,266
Crawford.....	8,160	16,854	Hunter.....	.....	6,053	Nemaha.....	7,339	12,463
Davis.....	5,526	6,994	Jackson.....	6,053	10,718	Neosho.....	10,206	15,124
Decatur.....	4,180	14,973	Jefferson.....	12,526	15,564	Ness.....	2	3,722
Dickinson.....	3,043	14,973	Jewell.....	207	17,477	Norton.....	.....	7,002

KANSAS.—Continued.

COUNTIES.	Population.		COUNTIES.	Population.		COUNTIES.	Population.	
	1870.	1880.		1870.	1880.		1870.	1880.
Osage.....	7,648	19,643	Rush.....	5,490	Stevens.....	20,812		
Osborne.....	33	12,518	Russell.....	156	Sumner.....	22	161	
Otoe.....			Saline.....	4,246	Thomas.....		2,535	
Ottawa.....	2,127	10,308	Scott.....		Trego.....	166	8,757	
Pawnee.....	179	5,396	Sedgwick.....	1,095	Wabaunsee..	3,362	686	
Phillips.....		12,017	Sequoyah.....		Wallace.....	538	14,910	
Pottawatom'e	7,848	16,347	Seward.....		Washington..	4,081	14	
Pratt.....		1,890	Shawnee.....	13,121	Wichita.....		13,776	
Rawlins.....		1,623	Sheridan.....		Wilson.....	6,694	6,535	
Reno.....		12,824	Sherman.....		Woodson.....	3,827	19,151	
Republic.....	1,281	14,913	Smith.....	66	Wyandotte....	10,015		
Rice.....	5	9,292	Stafford.....					995,966
Riley.....	5,105	10,430	Stanton.....		Total.....	364,399		
Rooks.....		8,113						

White, 952,056 , Colored, 4,391, including 792 Indians.

KENTUCKY.

COUNTIES.	Population		COUNTIES.	Population.		COUNTIES.	Population.	
	1870.	1880.		1870.	1880.		1870.	1880.
Adair.....	11,065	13,078	Graves.....	19,398	24,137	Menifee.....	1,986	5,410
Allen.....	10,296	12,089	Grayson.....	11,580	15,784	Mercer.....	13,144	14,141
Anderson....	5,449	9,361	Green.....	9,379	11,871	Metcalfe.....	7,934	9,423
Ballard.....	12,576	14,378	Greenup.....	11,463	13,371	Monroe.....	9,231	10,742
Barren.....	17,780	22,321	Hancock.....	6,591	8,563	Montgomery..	7,557	10,567
Bath.....	10,145	1,982	Hardin.....	15,705	22,564	Morgan.....	5,975	8,455
Bell.....		6,055	Harlan.....	4,415	5,278	Muhlenburg..	12,638	15,098
Boone.....	10,696	11,995	Harrison.....	12,993	16,502	Nelson.....	14,804	16,609
Bourbon.....	14,863	15,958	Hart.....	13,687	17,133	Nicholas.....	9,129	11,869
Boyd.....	8,573	12,165	Henderson....	18,457	24,516	Ohio.....	15,561	19,669
Boyle.....	9,515	11,930	Henry.....	11,066	14,492	Oldham.....	9,027	7,685
Bracken.....	11,409	13,509	Hickman.....	8,453	10,662	Owen.....	14,309	17,401
Breackhitt....	5,672	7,742	Hopkins.....	13,827	19,123	Owsley.....	3,889	4,942
Breackridge..	13,440	17,486	Jackson.....	4,547	6,678	Pendleton....	14,030	16,702
Bullitt.....	7,781	8,521	Jefferson.....	118,953	145,902	Perry.....	4,274	5,607
Butler.....	9,404	12,181	Jessamine.....	8,638	10,864	Pike.....	9,562	13,003
Caldwell.....	10,826	11,280	Johnson.....	7,494	9,155	Powell.....	2,599	3,639
Calloway.....	9,410	13,295	Josh Kell....	3,731		Pulaski.....	17,670	21,318
Campbell.....	27,406	37,440	Kenton.....	36,096	43,983	Robertson....	5,399	5,814
Carroll.....	6,189	8,953	Knox.....	8,294	10,587	Rock Castle...	7,145	9,670
Carter.....	7,509	12,345	La Rue.....	8,235	9,800	Rowan.....	2,991	4,419
Casey.....	8,884	10,983	Laurel.....	6,016	9,131	Russell.....	5,809	7,591
Christian.....	23,227	31,681	Lawrence.....	8,497	13,262	Scott.....	11,607	14,965
Clark.....	10,882	12,113	Lee.....	3,055	4,254	Shelby.....	15,733	16,813
Clay.....	8,297	10,222	Leslie.....		3,740	Simpson.....	9,573	10,641
Clinton.....	6,497	7,212	Letcher.....	4,608	6,601	Spencer.....	5,956	7,040
Crittenden....	9,381	11,688	Lewis.....	9,115	13,154	Taylor.....	8,226	9,260
Cumberland...	7,690	8,891	Lincoln.....	10,947	15,079	Todd.....	12,612	15,998
Daviess.....	20,714	27,724	Livingston....	8,200	9,165	Trigg.....	13,686	14,489
Edmondson....	4,459	7,222	Logan.....	20,429	24,358	Trimble.....	5,577	7,171
Elliott.....	4,433	6,567	Lyon.....	6,233	6,768	Union.....	13,640	17,808
Estill.....	9,198	9,860	Madison.....	19,543	22,051	Warren.....	21,742	27,528
Fayette.....	26,656	29,023	Magoffin.....	4,684	6,943	Washington...	12,464	14,419
Fleming.....	13,398	15,221	Marion.....	12,838	14,691	Wayne.....	10,602	12,512
Floyd.....	7,877	10,176	Marshall.....	9,455	9,647	Webster.....	10,937	14,246
Franklin.....	15,300	18,698	Martin.....		3,057	Whitley.....	8,278	12,000
Fulton.....	6,161	7,979	Mason.....	18,126	20,969	Wolfe.....	3,603	3,983
Gallatin.....	5,074	4,832	McCracken....	13,988	16,260	Woodford.....	8,240	11,800
Garrard.....	10,376	11,703	McLean.....	7,614	9,293			
Grant.....	9,529	13,083	Meade.....	9,485	10,322	Total.....	1,321,011	1,648,708

White, 1,377,077; Colored, 271,522,



LOUISIANA.

PARISHES.	Population.		PARISHES.	Population.		PARISHES.	Population.	
	1870.	1880.		1870.	1880.		1870.	1880.
Ascension .....	11,577	16,896	Jackson .....	7,616	5,328	St. John the Baptist.....	6,762	9,686
Assumption .....	13,234	17,010	Jefferson.....	17,767	12,166	St. Landry .....	25,553	40,002
Avoyelles.....	12,926	16,747	Lafayette .....	10,388	13,236	St. Martin.....	9,370	12,662
Bienville .....	10,636	10,442	Lafourche.....	14,719	19,113	St. Mary .....	13,860	19,891
Bossier.....	12,675	16,045	Lincoln .....	.....	11,075	St. Tammany ...	5,586	6,887
Caddo.....	21,714	26,305	Livingston .....	4,026	5,258	Tangipahoa.....	7,928	9,638
Calcasieu.....	6,733	12,488	Madison.....	8,630	13,908	Tensas .....	12,419	17,824
Caldwell .....	4,820	5,770	Morehouse.....	9,387	14,206	Terrebonne .....	12,451	17,956
Cameron .....	1,591	2,415	Natchitoches..	18,265	19,722	Union.....	11,685	13,526
Carroll .....	10,110	.....	Orleans .....	191,418	216,140	Vermillion .....	4,528	8,735
Catahoula.....	8,475	10,287	Ouachita .....	11,582	14,723	Vernon.....	.....	5,160
Claiborne .....	20,240	18,858	Plaquemines..	10,552	11,575	Washington.....	3,330	5,190
Concordia.....	9,977	14,914	Point Coupée..	12,981	17,799	Webster.....	.....	10,005
De Soto.....	14,962	15,695	Rapides.....	18,015	23,597	West Baton Rouge.....	5,114	7,667
E. Baton Rouge.	17,816	19,986	Red River.....	.....	8,573	West Carroll.....	.....	2,776
East Carroll .....	.....	12,147	Richland.....	5,110	8,440	West Feliciana..	10,499	12,809
East Feliciana...	13,499	15,132	Sabine .....	6,456	7,344	Winn.....	4,954	5,846
Franklin .....	5,078	6,495	St. Bernard ...	3,553	4,405	Total.....	726,915	940,103
Grant .....	4,517	6,188	St. Charles .....	4,867	7,161			
Iberia .....	9,042	16,686	St. Helena.....	5,423	7,504			
Iberville.....	12,347	17,600	St. James.....	10,152	14,714			

White, 455,063; Colored, 485,200, including 819 Indians, and 483 Chinese.

MAINE.

COUNTIES.	Population.		COUNTIES.	Population.		COUNTIES.	Population.	
	1870.	1880.		1870.	1880.		1870.	1880.
Androscoggin....	35,866	45,044	Knox.....	30,823	32,862	Somerset.....	34,611	32,339
Aroostook.....	29,609	41,700	Lincoln.....	25,597	24,809	Waldo .....	34,522	32,468
Cumberland .....	82,021	86,360	Oxford.....	33,488	32,618	Washington.....	43,343	44,477
Franklin .....	18,807	18,184	Penobscot .....	75,150	70,478	York .....	60,174	62,265
Hancock .....	36,495	38,131	Piscataquis.....	14,403	14,873	Total.....	626,915	648,945
Kennebec.....	53,203	53,061	Sagadahoc.....	18,803	19,276			

White, 646,903; Colored, 2,042, including 607 Indians.

MARYLAND.

COUNTIES.	Population.		COUNTIES.	Population.		COUNTIES.	Population.	
	1870.	1880.		1870.	1880.		1870.	1880.
Allegany.....	38,536	38,011	Dorchester.....	19,458	23,110	Saint Mary's.....	14,944	16,934
Anne Arundel...	24,457	28,526	Frederick.....	47,572	50,482	Somerset.....	18,190	21,668
Baltimore City..	330,741	332,190	Garrett.....	.....	12,175	Talbot .....	16,137	19,065
Baltimore co'ty .....	.....	83,334	Harford .....	22,605	28,042	Washington.....	34,712	38,560
Calvert.....	9,865	10,538	Howard .....	14,150	16,141	Wicomico.....	15,802	18,011
Caroline .....	12,161	13,767	Kent.....	17,102	17,605	Worcester.....	16,419	19,539
Carroll .....	28,619	30,992	Montgomery....	20,563	24,759	Total.....	780,894	934,632
Cecil.....	25,874	27,108	Prince George's	21,138	26,265			
Charles.....	15,738	18,548	Queen Anne.....	16,171	19,257			

White, 724,718; Colored, 209,914.

MASSACHUSETTS.

COUNTIES.	Population.		COUNTIES.	Population.		COUNTIES.	Population.	
	1870.	1880.		1870.	1880.		1870.	1880.
Barnstable....	32,774	31,945	Hampden.....	78,409	104,117	Suffolk.....	270,802	387,626
Berkshire.....	64,827	69,049	Hampshire....	44,388	47,235	Worcester.....	192,716	226,835
Bristol.....	102,886	139,121	Middlesex.....	274,353	317,951	Total.....	1,457,351	1,783,012
Dukes.....	3,787	4,305	Nantucket .....	4,123	3,726			
Essex.....	200,843	244,640	Norfolk .....	89,443	96,462			
Franklin.....	32,635	36,000	Plymouth.....	65,365	74,024			

White, 1,764,082; Colored, 19,004, including 341 Indians, and 256 Chinese.

MICHIGAN.

COUNTIES.	Population.		COUNTIES.	Population.		COUNTIES.	Population.	
	1870.	1880.		1870.	1880.		1870.	1880.
Alcona.....	696	3,107	Huron.....	9,049	20,089	Montcalm.....	13,629	33,148
Allegan.....	32,105	37,806	Ingham.....	25,268	33,677	Muskegon.....	14,894	26,586
Alpena.....	2,756	8,789	Ionia.....	27,681	33,872	Newaygo.....	7,294	14,688
Antrim.....	1,985	5,237	Iosco.....	3,163	6,873	Oakland.....	40,867	41,537
Baraga.....	.....	1,804	Iowa.....	.....	.....	Oceana.....	7,222	11,699
Barry.....	22,199	25,319	Isabella.....	4,113	12,159	Ogemaw.....	12	1,914
Bay.....	15,900	38,081	Isle Royale.....	.....	55	Ontonagon.....	2,845	2,565
Benzie.....	2,184	3,433	Jackson.....	36,047	42,031	Osceola.....	2,093	10,777
Berrien.....	35,104	36,780	Kalamazoo.....	32,054	34,342	Oscoda.....	70	467
Branch.....	26,226	27,941	Kalkaska.....	424	2,937	Otsego.....	.....	1,974
Brown.....	.....	.....	Kent.....	50,403	73,252	Ottawa.....	26,651	33,125
Calhoun.....	36,569	38,452	Keweenaw.....	4,205	4,270	Presque Isle..	355	3,113
Cass.....	21,094	22,008	Lake.....	548	3,233	Roscommon..	.....	1,459
Charlevoix.....	1,724	5,114	Lapeer.....	21,345	30,138	Saginaw.....	39,097	59,095
Cheboygan.....	2,196	6,524	Leelanaw.....	4,576	6,253	St. Clair.....	36,661	46,197
Chippewa.....	1,689	5,243	Lenawee.....	45,595	48,343	St. Joseph.....	26,275	26,626
Clare.....	366	4,187	Livingston.....	19,336	22,251	Sanilac.....	14,562	26,341
Canton.....	22,845	27,534	Mackinac.....	1,716	2,902	Schoolcraft...	.....	1,575
Crawford.....	.....	1,159	Macomb.....	27,616	31,627	Shiawassee ..	20,858	27,059
Delta.....	2,542	6,812	Manistee.....	6,074	12,533	Tuscola.....	13,714	25,739
Eaton.....	25,171	31,223	Manitou.....	891	1,334	Van Buren....	28,829	30,807
Emmett.....	1,211	6,640	Marquette.....	15,033	25,393	Washtenaw ..	41,434	41,848
Genesee.....	33,900	39,219	Mason.....	3,263	10,063	Wayne.....	119,038	166,426
Gladwin.....	.....	1,127	Mecosta.....	5,642	13,973	Wexford.....	650	6,815
Grand Traverse	4,443	8,422	Menominee.....	1,791	11,988			
Gratiot.....	11,810	21,937	Midland.....	3,285	6,894			
Hillsdale.....	31,684	32,726	Missaukee.....	130	1,553			
Houghton.....	13,879	22,473	Monroe.....	27,483	33,623			
						Total.....	1,184,059	1,636,331

White, 1,614,078; Colored, 22,253, including 7,238 Indians.

MINNESOTA.

COUNTIES.	Population.		COUNTIES.	Population.		COUNTIES.	Population.	
	1870.	1880.		1870.	1880.		1870.	1880.
Aitkin.....	178	366	Jackson.....	1,825	4,806	Ramsey.....	23,085	45,915
Anoka.....	3,940	7,108	Kanabec.....	93	505	Redwood.....	1,829	5,375
Becker.....	308	4,407	Kandiyohi....	1,760	10,159	Renville.....	3,219	10,791
Beltrami.....	80	10	Kitson.....	.....	905	Rice.....	16,083	22,480
Benton.....	1,558	3,012	Lac-qui-Parle	145	4,907	Rock.....	138	3,669
Big Stone.....	24	3,689	Lake.....	135	106	Saint Louis..	4,561	4,504
Blue Earth...	17,302	22,889	Le Sueur.....	11,607	16,104	Scott.....	11,042	13,516
Breckinridge	.....	.....	Lincoln.....	.....	2,945	Sherburne....	2,050	3,855
Brown.....	6,396	12,018	Lyon.....	.....	6,257	Sibley.....	6,725	10,637
Buchanan.....	.....	.....	Mankakta.....	.....	.....	Stearns.....	14,206	21,956
Carlton.....	286	1,230	Manomin.....	.....	.....	Steele.....	8,271	12,460
Carver.....	11,586	14,140	Marshall.....	.....	992	Stevens.....	174	3,911
Cass.....	380	486	Martin.....	3,867	5,249	Swift.....	.....	7,473
Chippewa.....	1,467	5,408	McLeod.....	5,643	12,343	Todd.....	2,036	6,133
Chisago.....	4,358	7,982	McPhail.....	.....	.....	Traverse.....	13	1,503
Clay.....	92	5,886	Meeker.....	6,090	11,739	Wabashaw....	15,859	18,206
Cook.....	.....	65	Mille Lac.....	1,109	1,501	Wadena.....	6	2,080
Cottonwood...	534	5,533	Monongalia...	3,161	.....	Wahuata.....	.....	.....
Crow Wing....	200	2,318	Morrison.....	1,681	5,875	Waseca.....	7,854	12,385
Dakota.....	16,312	17,391	Mower.....	10,447	16,799	Washington..	11,809	19,562
Dodge.....	8,598	11,344	Murray.....	209	3,604	Watonwan....	2,426	5,104
Douglas.....	4,239	9,130	Nicollet.....	8,362	12,333	White Earth		
Faribault.....	9,940	13,015	Nobles.....	117	4,435	Indian Re-		
Fillmore.....	24,887	28,162	Olmstead.....	19,793	21,543	servation ..	.....	996
Freeborn.....	10,578	16,069	Otter Tail....	1,968	18,675	Wilkin.....	295	1,906
Goodhue.....	22,618	29,651	Pembina.....	64	.....	Winona.....	22,319	27,197
Grant.....	340	3,004	Pierce.....	.....	.....	Wright.....	9,457	18,104
Hennepin.....	31,566	67,013	Pine.....	648	1,365	Yellow Medi-		
Houston.....	14,906	16,332	Pipestone.....	.....	2,092	cine.....		5,884
Isanti.....	2,035	5,063	Polk.....	.....	11,247			
Itasca.....	96	124	Pope.....	2,691	5,874	Total.....	439,706	780,806

White, 776,940; Colored, 3,866, including 2,254 Indians, and 54 Chinese.



COUNTIES.	Population.		COUNTIES.	Population.		COUNTIES.	Population.	
	1870.	1880.		1870.	1880.		1870.	1880.
Adams .....	19,081	22,649	Jackson .....	4,362	7,607	Pontotoc .....	12,525	13,858
Alcorn .....	10,431	14,272	Jasper .....	10,884	12,124	Prentiss .....	9,348	12,158
Amite .....	10,973	14,004	Jefferson .....	13,848	17,314	Quitman .....		1,407
Attala .....	14,776	19,988	Jones .....	3,313	3,828	Rankin .....	12,977	16,752
Benton .....		11,023	Kemper .....	12,920	15,719	Scott .....	7,847	10,845
Bolivar .....	9,732	18,652	Lafayette .....	18,892	21,671	Sharkey .....		6,306
Calhoun .....	10,561	13,492	Lauderdale .....	13,462	21,501	Simpson .....	5,718	8,005
Carroll .....	21,047	17,800	Lawrence .....	6,720	9,422	Smith .....	7,126	8,084
Chickasaw .....	19,899	17,904	Leake .....	8,496	13,147	Sumner .....		9,535
Choctaw .....	16,933	9,036	Lee .....	15,955	20,461	Sunflower .....	5,015	4,661
Claiborne .....	13,336	16,769	Le Flore .....		10,246	Tallahatchie .....	7,852	10,926
Clark .....	7,505	15,022	Lincoln .....	10,184	13,547	Tate .....		18,721
Clay .....		17,367	Lowndes .....	30,502	28,243	Tippah .....	20,727	12,866
Coahoma .....	7,144	13,563	Madison .....	20,948	25,866	Tishomingo .....	7,350	8,774
Copiah .....	20,638	27,544	Marion .....	4,211	6,901	Tunica .....	5,358	8,461
Covington .....	4,753	5,993	Marshall .....	29,416	29,333	Union .....		13,030
De Soto .....	32,021	22,924	Monroe .....	22,631	28,553	Warren .....	26,769	31,242
Franklin .....	7,493	9,729	Montgomery .....		13,348	Washington .....	14,569	25,365
Greene .....	2,038	3,194	Neshoba .....	7,439	8,741	Wayne .....	4,206	8,741
Grenada .....	10,571	12,071	Newton .....	10,067	13,436	Wilkinson .....	12,705	17,815
Hancock .....	4,239	6,460	Noxubee .....	20,905	29,874	Winston .....	8,984	10,087
Harrison .....	5,795	7,895	Oktibbeha .....	14,891	15,977	Yalabusha .....	13,254	15,653
Hinds .....	30,488	43,959	Panola .....	20,754	28,353	Yazoo .....	17,279	33,846
Holmes .....	19,370	27,152	Perry .....	2,694	3,427			
Issaquena .....	6,887	10,001	Pike .....	11,303	16,688	Total .....	827,922	1,131,593
Itawaniba .....	7,812	10,665						

White, 479,371; Colored, 652,221, including 1,832 Indians, and 52 Chinese.

MISSOURI.

COUNTIES.	Population.		COUNTIES.	Population.		COUNTIES.	Population.	
	1870.	1880.		1870.	1880.		1870.	1880.
Adair .....	11,448	15,190	Grundy .....	10,567	15,210	Pettis .....	18,706	27,298
Andrew .....	15,137	16,318	Harrison .....	14,635	20,318	Phelps .....	10,536	12,565
Atchison .....	8,440	14,565	Henry .....	17,401	23,343	Pike .....	23,076	26,716
Audrain .....	12,307	19,760	Hickory .....	6,452	7,388	Platte .....	17,352	17,373
Barry .....	10,373	14,434	Holt .....	11,652	15,510	Polk .....	12,445	15,745
Barton .....	5,087	10,332	Howard .....	17,233	18,428	Pulaski .....	4,714	7,250
Bates .....	15,960	25,382	Howell .....	4,218	8,814	Putnam .....	11,217	13,556
Benton .....	11,322	12,398	Iron .....	6,278	8,183	Ralls .....	10,510	11,838
Bollinger .....	8,162	11,132	Jackson .....	55,041	82,264	Randolph .....	15,998	22,751
Boone .....	20,765	25,444	Jasper .....	14,928	32,021	Ray .....	18,700	20,200
Buchanan .....	35,109	49,820	Jefferson .....	15,389	18,726	Reynolds .....	3,756	5,722
Butler .....	4,298	6,011	Johnson .....	24,648	28,177	Ripley .....	3,175	5,377
Caldwell .....	11,390	13,654	Knox .....	10,974	13,047	Rives .....		
Callaway .....	19,202	23,670	Laclede .....	9,380	11,524	Saline .....	21,672	29,938
Camden .....	6,108	7,267	Lafayette .....	22,623	25,750	Schuyler .....	8,820	10,470
Cape Girard'u. ....	17,558	20,998	Lawrence .....	13,067	17,585	Scotland .....	10,670	12,507
Carroll .....	17,446	23,262	Lewis .....	15,114	15,925	Scott .....	7,317	8,587
Carter .....	1,455	2,168	Lincoln .....	15,960	17,443	Shannon .....	2,329	3,441
Cass .....	19,296	22,431	Linn .....	15,930	20,016	Shelby .....	10,119	14,024
Cedar .....	9,474	10,757	Livingston .....	16,730	20,205	St. Charles .....	21,304	23,060
Chariton .....	19,136	25,224	Macon .....	23,230	26,223	St. Clair .....	6,742	14,157
Christian .....	6,707	9,649	Madison .....	5,849	8,860	St. Francois .....	9,742	13,821
Clarke .....	13,667	15,031	Maries .....	5,916	7,323	Ste. Genevieve .....	8,384	10,390
Clay .....	15,564	15,579	Marion .....	23,780	24,837	St. Louis (city) .....	351,189	350,522
Clinton .....	14,063	16,073	McDonald .....	5,226	7,816	St. Louis .....		31,888
Cole .....	10,292	15,519	Mercer .....	11,557	14,674	Stoddard .....	8,535	13,432
Cooper .....	20,692	21,638	Miller .....	6,616	9,807	Stone .....	3,253	4,429
Crawford .....	7,982	10,774	Mississippi .....	4,982	9,270	Sullivan .....	11,907	16,569
Dade .....	8,683	12,557	Moniteau .....	11,375	14,349	Taney .....	4,407	5,633
Dallas .....	8,383	9,272	Monroe .....	17,149	19,075	Texas .....	9,618	12,219
Davless .....	14,410	19,174	Montgomery .....	10,405	16,251	Van Buren .....		
De Kalb .....	9,858	13,344	Morgan .....	8,434	10,134	Vernon .....	11,247	10,382
Dent .....	6,357	10,647	New Madrid .....	6,357	7,694	Warren .....	9,673	10,806
Dodge .....			Newton .....	12,821	18,948	Washington .....	11,719	12,895
Douglas .....	3,915	7,753	Nowaday .....	14,751	29,560	Wayne .....	6,068	9,097
Dunklin .....	5,932	9,604	Oregon .....	3,287	5,791	Webster .....	10,434	12,176
Franklin .....	30,098	26,536	Osage .....	10,793	11,824	Worth .....	5,004	8,208
Gasconade .....	10,093	11,173	Ozark .....	3,263	5,618	Wright .....	5,684	9,733
Gentry .....	11,607	17,202	Pemiscot .....	2,059	4,299			
Greene .....	21,549	28,839	Perry .....	9,877	11,895	Total .....	1,721,295	2,168,804

White, 2,023,563; Colored, 145,233, including 96 Indians, and 94 Chinese.

NEBRASKA.

COUNTIES.	Population.		COUNTIES.	Population.		COUNTIES.	Population.	
	1870.	1880.		1870.	1880.		1870.	1880.
Adams.....	19	10,235	Hamilton.....	130	8,267	Saline.....	3,106	14,491
Antelope.....		3,953	Harlan.....		6,085	Sarpy.....	2,913	4,481
Blackbird.....	31		Harrison.....	631		Saunders.....	4,547	15,809
Boone.....		4,170	Hayes.....		119	Seward.....	2,953	11,147
Buffalo.....	193	7,531	Hitchcock.....		1,012	Sherman.....		2,061
Burt.....	2,847	6,937	Holt.....		3,287	Sioux.....		699
Butler.....	1,290	9,194	Howard.....		4,391	Stanton.....	636	1,813
Cass.....	8,151	16,684	Jackson.....	9		Taylor.....	97	
Cedar.....	1,032	2,899	Jefferson.....	2,440	8,096	Thayer.....		6,113
Chase.....		70	Johnson.....	3,429	7,597	Valley.....		2,324
Cheyenne.....	190	1,558	Kearney.....	58	4,072	Washington.....	4,452	8,631
Clay.....	54	11,294	Keith.....		194	Wayne.....	182	813
Colfax.....	1,424	6,588	Knox.....		3,666	Webster.....	16	7,108
Cuming.....	2,964	5,677	Lancaster.....	7,074	28,090	Wheeler.....		644
Custer.....		2,211	L'Eau qui Court	261		York.....	604	11,170
Dakota.....	2,040	3,213	Lincoln.....	17	3,632	Unorganized		
Dawson.....	103	2,909	Lyon.....	78		Northwestern		
Dixon.....	1,345	4,177	Madison.....	1,133	5,589	Territ'y.....	52	
Dodge.....	4,212	11,263	Merrick.....	557	5,341	Unorganized		
Douglas.....	19,982	37,639	Monroe.....	235		Territory west		
Dundy.....		37	Nance.....		1,212	of Madison		
Elkhorn.....			Nemaha.....	7,593	10,451	County.....	183	2,913
Fillmore.....	238	10,204	Nuckolls.....	8	4,235	Winnebago In-		
Franklin.....	26	5,465	Otoe.....	12,345	15,760	dian Reserva-		
Frontier.....		934	Pawnee.....	4,171	6,920	tion.....	31	
Furnas.....		6,407	Phelps.....		2,447	Pawnee Indian		
Gage.....	3,359	13,164	Pierce.....	152	1,203	Reservation....	44	
Gosper.....		1,673	Platte.....	1,899	9,511	Total.....	122,993	452,433
Grant.....	484		Polk.....	136	6,846			
Greeley.....		1,461	Red Willow.....		3,044			
Hall.....	1,057	8,573	Richardson.....	9,780	15,028			

White, 449,805; Colored, 2,627, including 233 Indians.

NEVADA.

COUNTIES.	Population.		COUNTIES.	Population.		COUNTIES.	Population.	
	1870.	1880.		1870.	1880.		1870.	1880.
Churchill.....	196	479	Lander.....	2,815	3,624	Storey.....	11,359	16,115
Douglas.....	1,215	1,581	Lincoln.....	2,985	2,637	Washoe.....	3,091	5,664
Elko.....	3,447	5,717	Lyon.....	1,837	2,409	White Pine.....	7,189	2,682
Esmeralda.....	1,553	3,220	Nye.....	1,087	1,875	Total.....	42,491	62,265
Eureka.....		7,086	Ormsby.....	3,668	5,410			
Humboldt.....	1,916	3,480	Roop.....	133	286			

White, 53,574; Colored, 8,691, of which 5,420 are Chinese, and 2,803 Indians.

NEW HAMPSHIRE.

COUNTIES.	Population.		COUNTIES.	Population.		COUNTIES.	Population.	
	1870.	1880.		1870.	1880.		1870.	1880.
Belknap.....	17,681	17,948	Grafton.....	39,103	38,790	Strafford.....	30,243	35,559
Carroll.....	17,332	18,222	Hillsborough..	64,238	75,633	Sullivan.....	18,058	18,161
Cheshire.....	27,265	28,734	Merrimack.....	42,151	46,295	Total.....	318,300	346,984
Coos.....	14,932	18,580	Rockingham..	47,297	49,062			

White, 346,264; Colored, 720, including 60 Indians.



## NEW JERSEY.

COUNTIES.	Population.		COUNTIES.	Population.		COUNTIES.	Population.	
	1870.	1880.		1870.	1880.		1870.	1880.
Atlantic.....	14,093	18,706	Hudson.....	129,067	187,950	Salem.....	23,940	24,580
Bergen.....	30,122	36,790	Hunterdon....	36,963	38,568	Somerset.....	23,510	27,161
Burlington....	53,639	55,403	Mercer.....	46,386	58,058	Sussex.....	23,168	23,553
Camden.....	46,193	62,941	Middlesex....	45,029	52,286	Union.....	41,859	55,571
Cape May.....	8,349	9,765	Monmouth....	46,195	55,535	Warren.....	34,336	36,588
Cumberland..	34,665	37,694	Morris.....	43,137	50,867			
Essex.....	143,839	189,819	Ocean.....	13,628	14,455	Total.....	906,096	1,130,983
Gloucester ...	21,562	25,886	Passaic.....	46,416	68,716			

White, 1,091,856; Colored, 39,036, including 182 Chinese, and 58 Indians.

## NEW YORK.

COUNTIES.	Population.		COUNTIES.	Population.		COUNTIES.	Population.	
	1870.	1880.		1870.	1880.		1870.	1880.
Albany.....	133,052	153,044	Jefferson.....	65,415	66,106	Saratoga.....	51,529	55,155
Allegany.....	40,814	41,801	Kings.....	419,921	599,549	Schenectady	21,347	23,558
Broome.....	44,103	49,481	Lewis.....	28,699	31,416	Schoharie....	33,340	32,938
Cattaraugus..	43,909	55,806	Livingston...	38,309	39,573	Schuyler.....	18,989	18,842
Cayuga.....	59,550	65,084	Madison.....	43,522	44,115	Seneca.....	27,823	29,279
Chautauqua..	59,327	65,340	Monroe.....	117,868	144,902	Steuben.....	67,717	77,581
Chemung.....	35,281	43,065	Montgomery	34,457	38,315	St. Lawrence	84,826	85,993
Chenango....	40,564	39,890	New York....	942,292	1,206,577	Suffolk.....	46,924	53,926
Clinton.....	47,917	50,901	Niagara.....	50,437	54,174	Sullivan.....	34,550	32,490
Columbia....	47,044	47,925	Oneida.....	110,008	115,325	Tioga.....	30,572	32,672
Cortland.....	25,173	25,824	Onondaga....	104,183	117,885	Tompkins....	33,178	34,445
Delaware.....	42,972	42,719	Ontario.....	45,108	49,377	Ulster.....	84,075	85,838
Dutchess.....	74,041	79,182	Orange.....	80,902	88,217	Warren.....	22,592	25,180
Erie.....	178,699	219,886	Orleans.....	27,689	30,128	Washington..	49,568	47,874
Essex.....	29,042	34,515	Oswego.....	77,941	77,914	Wayne.....	47,710	51,704
Franklin.....	30,271	32,389	Otsego.....	48,967	51,397	Westchester.	131,348	108,987
Fulton.....	27,064	31,006	Putnam.....	15,420	15,181	Wyoming....	29,164	30,907
Genesee.....	31,606	32,655	Queens.....	73,803	90,547	Yates.....	19,595	21,085
Greene.....	31,832	32,695	Rensselaer...	99,549	115,340			
Hamilton....	2,960	3,934	Richmond....	33,029	38,994	Total.....	4,382,759	5,083,810
Herkimer....	39,929	42,667	Rockland....	25,213	27,690			

White, 5,017,142; Colored, 66,666, including 783 Indians, and 942 Chinese.

## NORTH CAROLINA.

COUNTIES.	Population.		COUNTIES.	Population.		COUNTIES.	Population.	
	1870.	1880.		1870.	1880.		1870.	1880.
Alamance.....	11,874	14,613	Cleveland..	12,696	16,571	Henderson.....	7,706	10,280
Alexander.....	6,868	8,355	Columbus.....	8,474	14,439	Hertford.....	9,273	11,843
Alleghany.....	3,691	5,486	Craven.....	20,516	19,729	Hyde.....	6,445	7,765
Anson.....	12,428	18,000	Cumberland...	17,035	23,836	Iredell.....	16,321	22,672
Ashe.....	9,573	14,436	Currituck.....	5,131	6,476	Jackson.....	6,683	7,343
Beaufort.....	13,011	17,471	Dare.....	2,778	3,245	Johnston.....	16,897	23,462
Bertie.....	12,950	16,401	Davidson.....	17,414	20,333	Jones.....	5,002	7,493
Bladen.....	12,831	16,158	Davie.....	9,620	11,097	Lenoir.....	10,434	15,344
Brunswick....	7,754	9,390	Duplin.....	15,542	18,771	Lincoln.....	9,573	11,061
Buncombe....	15,412	21,910	Edgecombe....	22,970	26,179	McDowell.....	7,592	9,836
Burke.....	9,777	12,811	Forsyth.....	13,050	18,070	Macon.....	6,615	8,064
Cabarrus.....	11,954	14,964	Franklin.....	14,134	20,829	Madison.....	8,192	12,810
Caldwell.....	8,476	10,288	Gaston.....	12,602	14,254	Martin.....	9,647	13,140
Camden.....	5,361	6,274	Gates.....	7,724	8,897	Mecklenburg..	24,299	34,180
Carteret.....	9,010	9,785	Graham.....	.....	2,335	Mitchell.....	4,705	9,435
Caswell.....	16,081	17,825	Granville.....	24,831	31,285	Montgomery...	7,487	9,375
Catawba.....	10,984	14,946	Greene.....	8,687	10,034	Moore.....	12,040	16,821
Chatham.....	19,723	23,456	Guilford.....	21,736	23,584	Nash.....	11,077	17,731
Cherokee.....	8,080	8,182	Halifax.....	20,408	30,300	New Hanover..	27,978	21,387
Chowan.....	6,450	7,900	Harnett.....	8,895	10,862	Northampton..	14,749	20,032
Clay.....	2,461	3,316	Haywood.....	7,921	10,271	Onslow.....	7,569	9,828

NORTH CAROLINA.—Continued.

COUNTIES.	Population.		COUNTIES.	Population.		COUNTIES.	Population.	
	1870.	1880.		1870.	1880.		1870.	1880.
Orange.....	17,507	23,698	Rockingham....	15,708	21,744	Wake .....	35,617	48,209
Pamlico .....	.....	6,324	Rowan .....	16,810	19,917	Warren.....	17,768	22,619
Pasquotank....	8,131	10,386	Rutherford....	13,121	15,198	Washington....	6,516	8,928
Pender.....	.....	12,468	Sampson .....	16,436	22,892	Watauga.....	5,287	8,160
Perquimans....	7,945	9,468	Stanly .....	8,315	10,506	Wayne .....	18,144	24,943
Person.....	11,170	13,719	Stokes.....	11,208	15,353	Wilkes .....	15,539	19,181
Pitt.....	17,276	21,790	Surry .....	11,252	15,301	Wilson .....	12,258	16,064
Polk .....	4,319	5,063	Swain .....	.....	3,785	Yadkin.....	10,697	12,421
Randolph .....	17,551	20,836	Transylvania..	3,526	5,340	Yancey.....	5,909	7,693
Richmond.....	12,882	18,245	Tyrrell.....	4,173	4,545			
Robeson .....	16,262	23,882	Union.....	12,217	18,056	Total .....	1,071,361	1,400,047

White, 867,467; Colored, 532,533, including 1,216 Indians.

OHIO.

COUNTIES.	Population.		COUNTIES.	Population.		COUNTIES.	Population.	
	1870.	1880.		1870.	1880.		1870.	1880.
Adams.....	20,750	24,004	Hamilton.....	260,370	313,345	Noble.....	19,949	21,197
Allen .....	23,623	31,323	Hancock .....	23,847	27,788	Ottawa.....	13,364	19,763
Ashland .....	21,933	23,883	Hardin.....	18,714	27,028	Paulding.....	8,544	13,489
Ashtabula ..	32,517	37,139	Harrison.....	18,682	20,455	Perry.....	18,453	28,218
Athens .....	23,768	28,451	Henry .....	14,028	20,587	Pickaway....	24,875	27,353
Auglaize .....	20,041	25,443	Highland.....	29,133	30,277	Pike.....	15,447	17,927
Belmont .....	39,714	49,638	Hocking.....	17,925	21,126	Portage.....	24,584	27,500
Brown.....	30,802	32,726	Holmes.....	18,177	20,775	Preble .....	21,809	24,534
Butler.....	39,912	42,580	Huron .....	28,532	31,609	Putnam .....	17,081	23,718
Carroll.....	14,491	16,416	Jackson.....	21,759	23,679	Richland.....	32,516	36,305
Campaign ..	24,188	27,817	Jefferson....	29,188	33,018	Ross .....	37,097	40,307
Clark.....	32,070	41,947	Knox .....	26,333	27,450	Sandusky ...	25,503	32,063
Clermont.....	34,268	36,713	Lake .....	15,935	16,326	Scioto .....	29,302	33,504
Clinton.....	21,914	27,539	Lawrence....	31,380	39,068	Seneca .....	30,827	36,955
Columbiana..	38,299	48,603	Licking .....	35,756	40,451	Shelby.....	20,748	24,136
Coshocton....	23,600	26,640	Logan .....	23,028	26,268	Stark.....	52,508	64,627
Crawford....	25,556	30,583	Lorain .....	30,308	35,525	Summit.....	34,674	43,788
Cuyahoga....	132,010	196,937	Lucas .....	46,722	67,388	Trumbull....	38,659	44,882
Darke.....	32,278	40,498	Madison .....	15,633	20,129	Tuscarawas..	33,840	40,197
Defiance .....	15,719	22,518	Mahoning ..	31,001	42,867	Union.....	18,730	22,374
Delaware .....	25,175	27,380	Marion.....	16,184	20,564	Van Wert....	15,823	23,030
Erie.....	28,188	32,640	Medina .....	20,092	21,454	Vinton.....	15,027	17,226
Fairfield .....	31,138	34,283	Meigs.....	31,465	32,325	Warren .....	26,689	28,392
Fayette.....	17,170	20,364	Mercer.....	17,254	21,808	Washington..	40,609	43,264
Franklin.....	63,019	86,816	Miami .....	32,740	36,178	Wayne .....	35,116	37,452
Fulton.....	17,789	21,062	Monroe.....	25,779	26,497	Williams.....	20,991	23,821
Gallia.....	25,545	28,124	Montgomery	64,006	78,545	Wood.....	24,596	34,026
Geauga .....	14,190	14,255	Morgan .....	20,363	20,074	Wyandot.....	18,553	22,401
Greene.....	28,038	31,348	Morrow.....	18,583	19,073			
Guernsey....	23,838	27,197	Muskingum..	44,886	49,612	Total.....	2,665,260	3,198,239

White, 3,118,344; Colored, 79,895, including 113 Indians, and 117 Chinese.

OREGON.

COUNTIES.	Population.		COUNTIES.	Population.		COUNTIES.	Population.	
	1870.	1880.		1870.	1880.		1870.	1880.
Baker.....	2,804	4,615	Jackson.....	4,778	8,154	Umatilla .....	2,916	9,607
Benton .....	4,584	6,403	Josephine .....	1,204	2,485	Umpqua.....	.....	.....
Clackamas....	5,993	9,260	Lake.....	.....	2,804	Union .....	2,552	6,650
Clarke.....	.....	.....	Lane.....	6,426	9,411	Wasco.....	2,509	11,120
Clatsop.....	1,255	7,222	Lewis .....	.....	.....	Washington....	4,261	7,082
Columbia.....	863	2,042	Linn .....	8,717	12,675	Yam Hill.....	5,012	7,945
Coos.....	1,644	4,834	Marion .....	9,965	14,576			
Curry .....	504	1,208	Multnomah....	11,510	25,204	Total .....	90,923	174,767
Douglas.....	6,066	9,596	Polk.....	4,701	6,601			
Grant .....	2,251	4,303	Tillamook .....	408	970			

White, 163,087; Colored, 11,680, including 9,508 Chinese, and 1,679 Indians.



PENNSYLVANIA.

COUNTIES.	Population.		COUNTIES.	Population.		COUNTIES.	Population.	
	1870.	1880.		1870.	1880.		1870.	1880.
Adams.....	30,315	32,454	Elk.....	8,488	12,800	Montour.....	15,344	15,466
Allegheny.....	262,204	355,759	Erie.....	65,973	74,681	Northampton.	61,432	70,316
Armstrong.....	43,382	47,638	Fayette.....	43,284	58,938	North'berland	41,444	53,123
Beaver.....	36,148	39,603	Forest.....	4,010	4,385	Perry.....	25,447	27,522
Bedford.....	29,635	34,932	Franklin.....	45,365	49,853	Philadelphia..	674,022	846,980
Berks.....	106,701	122,599	Fulton.....	9,360	10,149	Pike.....	8,436	9,661
Blair.....	38,051	52,751	Greene.....	25,887	28,290	Potter.....	11,265	13,798
Bradford.....	53,204	58,534	Huntingdon..	31,251	33,956	Schuylkill.....	116,428	129,977
Bucks.....	64,336	68,654	Indiana.....	36,138	40,558	Snyder.....	15,666	17,797
Butler.....	36,570	52,536	Jefferson.....	21,656	27,935	Somerset.....	28,226	33,146
Cambria.....	36,569	46,824	Juniata.....	17,390	18,227	Sullivan.....	6,191	8,073
Cameron.....	4,273	5,159	Lackawanna..	89,268	89,268	Susquehanna..	37,523	40,351
Carbon.....	28,144	31,922	Lancaster.....	121,340	139,443	Tioga.....	35,097	45,814
Centre.....	34,418	37,920	Lawrence.....	27,298	33,311	Union.....	15,565	16,905
Chester.....	77,805	83,478	Lebanon.....	34,096	38,476	Venango.....	47,925	43,670
Clarion.....	26,537	40,326	Lehigh.....	56,796	65,969	Warren.....	23,897	27,981
Clearfield.....	25,741	43,407	Luzerne.....	160,915	133,066	Washington...	48,483	55,417
Clinton.....	23,211	26,278	Lycoming.....	47,626	57,482	Wayne.....	33,188	33,512
Columbia.....	28,766	32,408	McKean.....	8,825	42,566	Westmorel'd..	58,719	77,993
Crawford.....	63,832	68,604	Mercer.....	49,977	56,162	Wyoming.....	14,585	15,598
Cumberland..	43,912	45,978	Mifflin.....	17,508	19,577	York.....	76,134	87,839
Dauphin.....	60,740	76,127	Monroe.....	18,362	20,175			
Delaware.....	39,403	56,102	Montgomery..	81,612	96,494	Total.....	3,521,951	4,282,786

White, 4,197,106 ; Colored, 85,680, including 170 Chinese, and 168 Indians.

RHODE ISLAND.

COUNTIES.	Population.		COUNTIES.	Population.		COUNTIES.	Population.	
	1870.	1880.		1870.	1880.		1870.	1880.
Bristol.....	9,421	11,394	Newport.....	20,050	24,180	Washington... ..	20,097	22,495
Kent.....	18,595	20,587	Providence.....	149,190	197,874	Total.....	217,353	276,530

White, 269,933 ; Colored, 6,597, including 94 Indians.

SOUTH CAROLINA.

COUNTIES.	Population.		COUNTIES.	Population.		COUNTIES.	Population.	
	1870.	1880.		1870.	1880.		1870.	1880.
Abbeville.....	31,129	40,822	Fairfield.....	19,888	27,766	Oconee.....	10,526	16,256
Aiken.....	.....	28,122	Georgetown...	16,161	19,613	Orangeburg...	16,865	41,395
Anderson.....	24,049	33,613	Greenville.....	22,262	37,494	Pendleton.....	.....	.....
Barnwell.....	35,724	39,858	Hampton.....	.....	18,767	Pickens.....	10,269	14,391
Beaufort.....	34,359	30,190	Horry.....	10,721	15,574	Richland.....	23,025	28,585
Charleston.....	88,863	102,825	Kershaw.....	11,754	21,538	Spartanburg...	25,784	40,408
Chester.....	18,805	24,153	Lancaster.....	12,087	16,903	Sumter.....	25,268	37,037
Chesterfield...	10,584	16,345	Laurens.....	22,536	29,444	Union.....	19,248	24,081
Clarendon.....	14,038	19,190	Lexington.....	12,988	18,590	Williamsb'gh..	15,489	24,110
Colleton.....	25,410	36,390	Marion.....	22,160	34,107	York.....	24,286	30,713
Darlington.....	26,243	34,485	Marlborough..	11,814	20,598			
Edgefield.....	42,486	45,846	Newberry.....	20,775	26,497	Total.....	705,606	995,622

White, 391,258 ; Colored, 604,488 including 114 Indians.

TENNESSEE.

COUNTIES.	Population.		COUNTIES.	Population.		COUNTIES.	Population.	
	1870.	1880.		1870.	1880.		1870.	1880.
Anderson.....	8,704	18,820	Hancock .....	7,148	9,098	Morgan .....	2,969	5,156
Bedford.....	24,333	26,027	Hardeman .....	18,074	22,921	Obion.....	15,584	22,923
Benton.....	8,234	9,780	Hardin.....	11,768	14,794	Overton.....	11,297	12,153
Bledsoe.....	4,870	5,618	Hawkins.....	15,837	20,610	Perry.....	6,925	7,174
Blount.....	14,237	15,985	Haywood.....	25,094	26,054	Polk.....	7,369	7,269
Bradley.....	11,652	12,124	Henderson.....	14,217	17,429	Putnam.....	8,698	11,501
Campbell.....	7,445	10,005	Henry.....	20,380	22,141	Rhea.....	5,538	7,073
Cannon.....	10,502	11,859	Hickman.....	9,856	12,093	Roane.....	15,622	15,237
Carroll.....	19,447	22,104	Houston.....	.....	4,295	Robertson.....	16,166	18,862
Cartter.....	7,999	10,019	Humphreys.....	9,326	11,379	Rutherford.....	33,289	36,741
Cheatham.....	6,678	7,955	Jackson.....	12,583	12,008	Scott.....	4,054	6,021
Claiborne.....	9,321	13,373	James.....	.....	5,187	Sequatchie.....	2,335	2,565
Clay.....	.....	6,987	Jefferson.....	19,476	15,846	Sevier.....	11,028	15,541
Cocke.....	12,458	14,898	Johnson.....	5,852	7,766	Shelby.....	76,378	78,433
Coffee.....	10,237	12,894	Knox.....	28,990	39,121	Smith.....	15,994	17,799
Crockett.....	.....	14,108	Lake.....	2,428	3,968	Stewart.....	12,019	12,690
Cumberland ..	3,461	4,538	Lauderdale.....	10,838	14,918	Sullivan.....	13,136	18,321
Davidson.....	62,897	79,137	Lawrence.....	7,601	10,383	Sumner.....	23,711	23,625
Decatur.....	7,772	8,498	Lewis.....	1,986	2,181	Tipton.....	14,884	21,033
De Kalb.....	11,425	14,814	Lincoln.....	28,050	26,960	Trousdale.....	.....	6,646
Dickson.....	9,340	12,460	London.....	.....	9,148	Unicoi.....	.....	3,645
Dyer.....	13,706	15,118	McMinn.....	13,969	15,064	Union.....	7,605	10,261
Fayette.....	26,145	31,871	McNairy.....	12,726	17,271	Van Buren.....	2,725	2,933
Fentress.....	4,717	5,941	Macon.....	6,633	9,274	Warren.....	12,714	14,079
Franklin.....	14,970	17,178	Madison.....	23,480	30,874	Washington....	16,317	16,181
Gibson.....	25,666	32,685	Marion.....	6,841	10,911	Wayne.....	10,209	11,301
Giles.....	32,413	36,016	Marshall.....	16,207	19,260	Weakley.....	20,755	24,538
Granger.....	12,421	12,384	Maury.....	36,289	39,945	White.....	9,375	11,176
Greene.....	21,668	24,004	Meigs.....	4,511	7,117	Williamson.....	25,328	28,313
Grundy.....	3,250	4,592	Monroe.....	12,589	14,283	Wilson.....	25,881	28,745
Hamblen.....	.....	10,188	Montgomery....	24,747	28,461			
Hamilton.....	17,241	23,642	Moore.....	.....	6,233	Total.....	1,258,520	1,542,463

White, 1,139,120; Colored, 403,343, including 326 Indians, and 26 Chinese.

TEXAS.

COUNTIES.	Population.		COUNTIES.	Population.		COUNTIES.	Population.	
	1870.	1880.		1870.	1880.		1870.	1880.
Anderson.....	9,229	17,395	Bell.....	9,771	20,520	Castrow.....		
Andrews.....			Bexar.....	17,120	30,481	Dallam.....		
Dawson.....			Blanco.....	1,187	3,583	Deaf Smith..		425
Gaines.....		44	Borden.....		202	Hartley.....		
Martin.....			Howard.....			Oldham.....		
Terry.....			Mitchell.....			Parmer.....		
Yoakum.....			Bosque.....	4,981	11,217	Chambers.....	1,503	2,187
Angelina.....	3,985	5,240	Bowie.....	4,684	10,965	Cherokee.....	11,079	16,724
Aransas.....		996	Brazoria.....	7,527	9,780	Childress.....		
Archer.....		596	Brazos.....	9,205	13,580	Collings-		
Armstrong..			Brown.....	544	8,415	worth.....		43
Briscoe.....		50	Burleson.....	8,072	9,242	Green.....		
Randall.....			Burnet.....	3,688	6,855	Clay.....		5,045
Swisher.....			Caldwell.....	6,572	11,757	Coleman.....	347	3,603
Atascosa.....	2,915	4,217	Calhoun.....	3,443	1,739	Collin.....	14,013	25,985
Austin.....	15,087	14,429	Callahan.....		3,453	Colorado.....	8,326	16,673
Bailey.....			Cameron.....	10,999	14,959	Comal.....	5,283	5,546
Cochran.....			Camp.....		5,931	Comanche.....	1,001	8,608
Hale.....		25	Carson.....			Concho.....		800
Hockley.....			Gray.....			Cooke.....	5,315	20,391
Lamb.....			Hutchinson..		166	Coryell.....	4,224	10,924
Lubbock.....			Moore.....			Cottle.....		
Bandera.....	649	2,158	Potter.....			Mortley.....		
Bastrop.....	12,290	17,215	Roberts.....			Dickens.....		116
Baylor.....		715	Cass.....	8,875	16,723	King.....		
Bee.....	1,082	2,298				Crockett.....		127



TEXAS.—Continued.

COUNTIES.	Population.		COUNTIES.	Population.		COUNTIES.	Population.	
	1870.	1880.		1870.	1880.		1870.	1880.
Crosby.....			Hidalgo .....	2,387	4,347	Panola.....	10,119	12,218
Floyd.....			Hill.....	7,453	16,559	Parker.....	4,186	15,871
Garza.....		130	Hood.....	2,585	6,127	Pecos.....		1,807
Lynn.....			Hopkins.....	12,651	15,461	Polk.....	8,707	7,191
Dallas.....	13,314	33,490	Houston.....	8,147	16,709	Presidio.....	1,636	2,873
Delta.....		5,597	Hunt.....	10,291	17,229	Rains.....		3,035
Denton.....	7,251	18,145	Jack.....	694	6,627	Red River.....	10,653	17,194
De Witt.....	6,443	10,061	Jackson.....	2,278	2,723	Refugio.....	2,324	1,585
Dimmit.....	109	665	Jasper.....	4,218	5,778	Robertson.....	9,990	22,385
Donley.....			Jefferson.....	1,906	3,489	Rockwall.....		2,984
Hall.....		196	Johnson.....	4,923	17,912	Runnels.....		980
Duval.....	1,083	5,732	Jones.....		546	Rusk.....	16,916	18,987
Eastland.....	88	4,855	Karnes.....	1,705	3,270	Sabine.....	3,256	4,161
Edwards.....		266	Kaufman.....	6,895	15,448	San Augustine.....	4,196	5,085
Ellis.....	7,514	21,294	Kendall.....	1,536	2,763	San Jacinto.....		6,186
El Paso.....	3,671	3,845	Kent.....			San Patricio.....	602	1,010
Enciñal.....	427	1,902	Stonewall.....		196	San Saba.....	1,425	5,325
Erath.....	1,801	11,796	Kerr.....	1,042	2,169	Shakleford.....	455	2,037
Falls.....	9,851	16,241	Kimble.....	72	1,343	Shelby.....	5,732	9,524
Fannin.....	13,207	25,501	Kinney.....	1,204	4,483	Smith.....	16,532	21,858
Fayette.....	16,863	28,004	Lamar.....	15,790	27,191	Somervell.....		2,649
Fisher.....			Lampasos.....	1,344	5,421	Starr.....	4,154	8,304
Scurry.....		238	La Salle.....	69	789	Stephens.....	330	4,726
Fort Bend.....	7,114	9,380	Lavaca.....	9,168	13,642	Tarrant.....	5,788	24,678
Franklin.....		5,280	Lee.....		8,939	Taylor.....		1,736
Freestone.....	8,139	14,922	Leon.....	6,523	12,818	Throckmorton.....		711
Frio.....	309	2,130	Liberty.....	4,414	4,999	Titus.....	11,339	5,959
Galveston.....	15,299	24,126	Limestone.....	8,591	16,246	Tom. Green.....		3,615
Gillespie.....	3,566	5,228	Live Oak.....	852	1,994	Travis.....	13,153	26,975
Goliad.....	3,628	5,832	Llano.....	1,379	4,962	Trinity.....	4,141	4,945
Gonzales.....	8,951	14,840	McCulloch.....	173	1,533	Tyler.....	5,010	5,826
Grayson.....	14,387	33,108	McLennan.....	13,500	26,933	Upshur.....	12,039	10,261
Gregg.....		8,530	McMullen.....	230	701	Uvalde.....	851	2,549
Grimes.....	13,218	18,606	Madison.....	4,061	5,395	Van Zandt.....	6,494	12,610
Guadalupe.....	7,282	12,202	Marion.....	8,562	10,985	Victoria.....	4,860	6,290
Hamilton.....	733	6,365	Mason.....	678	2,655	Walker.....	9,776	12,844
Hansford.....			Matagorda.....	3,377	3,940	Waller.....		9,021
Lipscomb.....		87	Maverick.....	1,951	2,967	Washington.....	23,104	27,584
Ochiltree.....			Medina.....	2,078	4,492	Webb.....	2,615	5,273
Sherman.....			Menard.....	667	1,239	Wharton.....	3,426	4,549
Hardeman.....		176	Milam.....	8,984	18,659	Wichita.....		433
Wilbarger.....			Montague.....	890	11,257	Williamson.....	6,368	15,156
Hardin.....	1,460	1,870	Montgomery.....	6,483	10,154	Wilson.....	2,556	7,118
Harris.....	17,375	27,985	Morris.....		5,032	Wise.....	1,450	16,605
Harrison.....	13,241	25,175	Nacogdoches.....	9,614	11,592	Wood.....	6,894	11,212
Haskell.....		125	Navarro.....	8,879	21,705	Young.....	135	4,727
Knox.....			Newton.....	2,187	4,359	Zapata.....	1,488	3,634
Hays.....	4,088	7,556	Nolan.....		640	Zavalla.....	133	410
Hemphill.....		661	Nueces.....	3,975	7,669			
Wheeler.....			Orange.....	1,255	2,938	Total.....	818,579	1,592,574
Henderson.....	6,678	9,734	Palo Pinto.....		5,885			

White, 1,197,493; Colored, 395,081, including 932 Indians and 142 Chinese.

VERMONT.

COUNTIES.	Population.		COUNTIES.	Population.		COUNTIES.	Population.	
	1870.	1880.		1870.	1880.		1870.	1880.
Addison.....	23,484	24,174	Grand Isle.....	4,082	4,124	Washington.....	26,520	25,403
Bennington.....	21,325	21,945	Lamoille.....	12,448	12,684	Windham.....	26,036	26,762
Caledonia.....	22,235	23,607	Orange.....	23,090	23,529	Windsor.....	36,063	35,192
Chittenden.....	26,480	32,798	Orleans.....	21,035	22,082			
Essex.....	6,811	7,931	Rutland.....	40,651	41,830	Total.....	330,551	332,286
Franklin.....	30,291	30,225						

White, 331,243; Colored, 1,043.

## VIRGINIA.

COUNTIES.	Population.		COUNTIES.	Population.		COUNTIES.	Population.	
	1870.	1880.		1870.	1880.		1870.	1880.
Accomac.....	20,409	24,409	Giles.....	5,875	8,794	Orange.....	10,396	13,051
Albemarle.....	27,544	32,615	Gloucester.....	10,211	11,876	Page.....	8,462	9,965
Alexandria.....	16,755	17,545	Goochland.....	10,313	10,292	Patrick.....	10,161	12,833
Alleghany.....	3,674	5,586	Grayson.....	9,587	13,068	Pittsylvania.....	31,343	52,589
Amelia.....	9,878	10,377	Greene.....	4,634	5,829	Powhatan.....	7,667	7,817
Amherst.....	14,909	18,705	Greenville.....	6,362	8,407	Prince Edward	12,004	14,668
Appomattox....	8,950	10,080	Halifax.....	27,828	33,588	Prince George.	7,820	8,861
Augusta.....	28,763	35,113	Hanover.....	16,455	18,588	Princess Anne.	8,273	9,394
Bath.....	3,795	4,482	Henrico.....	66,179	82,956	Prince William	7,504	9,180
Bedford.....	25,327	31,205	Henry.....	12,303	16,009	Pulaski.....	6,538	8,750
Bland.....	4,000	5,004	Highland.....	4,151	5,164	Rappahannock	8,261	9,291
Botetourt.....	11,329	14,809	Isle of Wight..	8,320	10,572	Richmond.....	6,503	7,198
Brunswick.....	13,427	16,707	James City.....	4,425	5,422	Roanoke.....	9,350	13,105
Buchanan.....	3,777	5,694	King & Queen..	9,709	10,502	Rockbridge.....	16,058	20,003
Buckingham...	13,371	15,540	King George..	5,742	6,397	Rockingham...	23,668	29,567
Campbell.....	28,384	36,250	King William..	7,515	8,748	Russell.....	11,103	13,906
Caroline.....	15,128	17,243	Lancaster.....	5,355	6,160	Scott.....	13,036	17,233
Carroll.....	9,147	13,323	Lee.....	13,268	15,116	Shenandoah...	14,936	18,204
Charles City....	4,975	5,512	Loudoun.....	20,929	23,634	Smyth.....	8,898	12,159
Charlotte.....	14,513	16,653	Louisa.....	16,332	18,941	Southampton..	12,285	18,012
Chesterfield....	18,470	23,773	Lunenburg....	10,403	11,535	Spottsylvania..	11,728	14,829
Clarke.....	6,670	7,682	Madison.....	8,670	10,562	Stafford.....	6,420	7,210
Craig.....	2,942	3,794	Matthews.....	6,200	7,501	Surry.....	5,585	7,391
Culpeper.....	12,227	13,408	Mecklenburg..	21,318	24,611	Sussex.....	7,885	10,062
Cumberland....	8,142	10,540	Middlesex.....	4,981	6,252	Tazewell.....	10,791	12,861
Dinwiddie.....	30,702	35,375	Montgomery...	12,556	16,693	Warren.....	5,716	7,399
Elizabeth City.	8,303	10,691	Nansemond....	11,576	15,904	Warwick.....	1,672	2,257
Essex.....	9,927	11,032	Nelson.....	13,898	16,535	Washington...	16,816	25,203
Fairfax.....	12,952	16,025	New Kent.....	4,381	5,515	Westmoreland.	7,682	8,846
Fauquier.....	19,690	22,993	Norfolk.....	46,702	58,654	Wise.....	4,785	7,772
Floyd.....	9,824	13,255	Northampton..	8,046	9,152	Wythe.....	11,611	14,318
Fluvanna.....	9,875	10,802	Northumber-			York.....	7,198	7,348
Franklin.....	18,264	25,084	land.....	6,863	7,929			
Frederick.....	16,596	17,553	Nottoway.....	9,291	11,156	Total.....	1,225,163	1,512,806

White, 880,739; Colored, 632,067.

## WEST VIRGINIA.

COUNTIES.	Population.		COUNTIES.	Population.		COUNTIES.	Population.	
	1870.	1880.		1870.	1880.		1870.	1880.
Barbour.....	10,312	11,870	Kanawha.....	22,349	32,466	Putnam.....	7,794	11,376
Berkeley.....	14,900	17,380	Lewis.....	10,175	13,270	Raleigh.....	3,673	7,267
Boone.....	4,553	5,824	Lincoln.....	5,053	8,739	Randolph.....	5,563	8,102
Braxton.....	6,480	9,787	Logan.....	5,124	7,329	Ritchie.....	9,055	13,474
Brooke.....	5,464	6,013	Marion.....	12,107	17,198	Roane.....	7,232	12,184
Cabell.....	6,429	13,746	Marshall.....	14,941	18,840	Summers.....		8,832
Calhoun.....	2,939	6,074	Mason.....	15,978	22,293	Taylor.....	9,367	11,454
Clay.....	2,196	3,460	McDowell.....	1,952	3,074	Tucker.....	1,907	3,151
Doddridge.....	7,076	10,552	Mercer.....	7,064	7,467	Tyler.....	7,832	11,072
Fayette.....	6,647	11,560	Mineral.....	6,332	8,629	Upshur.....	8,023	16,249
Gilmer.....	4,338	7,108	Monongalia...	13,547	14,985	Wayne.....	7,852	14,737
Grant.....	4,467	5,542	Monroe.....	11,124	11,501	Webster.....	1,730	3,207
Greenbrier....	11,417	15,060	Morgan.....	4,315	5,777	Wetzel.....	8,595	13,896
Hampshire....	7,643	10,366	Nicholas.....	4,458	7,223	Wirt.....	4,804	7,104
Hancock.....	4,363	4,880	Ohio.....	28,831	37,457	Wood.....	19,000	25,006
Hardy.....	5,518	6,794	Pendleton.....	6,455	8,022	Wyoming.....	3,171	4,322
Harrison.....	16,714	20,171	Pleasants.....	3,012	6,255			
Harrison.....	10,300	16,312	Pocahontas....	4,069	5,591	Total.....	442,014	618,443
Jefferson.....	13,219	15,005	Preston.....	14,555	19,040			

White, 592,433; Colored, 25,760.



COUNTIES.	Population.		COUNTIES.	Population.		COUNTIES.	Population.	
	1870.	1880.		1870.	1880.		1870.	1880.
Adams.....	6,601	6,741	Green Lake ...	13,195	14,481	Polk.....	3,422	10,018
Ashland.....	221	1,559	Iowa.....	24,544	23,628	Portage.....	10,634	17,731
Barron.....	538	7,023	Jackson.....	7,687	13,285	Price.....		785
Bad Ax.....			Jefferson.....	34,040	32,155	Racine.....	26,740	30,921
Bayfield.....	344	564	Juneau.....	12,372	15,580	Richland.....	15,731	18,174
Brown.....	25,168	34,090	Kenosha.....	13,147	13,550	Rock.....	39,030	38,823
Buffalo.....	11,123	15,528	Kewaunee.....	10,128	15,807	Sauk.....	23,860	28,729
Burnett.....	706	3,140	La Crosse.....	20,297	27,072	Shawano.....	3,166	10,371
Calumet.....	12,335	16,631	La Fayette.....	22,659	21,278	Sheboygan...	31,749	34,206
Chippewa.....	8,311	15,491	La Pointe.....			St. Croix.....	11,035	18,956
Clark.....	3,450	10,715	Langlade.....		685	Taylor.....		2,311
Columbia... ..	28,802	28,065	Lincoln.....		2,011	Trémpealeau	10,732	17,189
Crawford.....	13,075	15,644	Manitowoc... ..	33,864	37,506	Vernon.....	18,645	23,139
Dallas.....			Marathon.....	5,885	17,121	Walworth.....	25,972	26,249
Dane.....	53,096	53,234	Marinette.....		8,929	Washington...	23,919	23,442
Dodge.....	47,035	45,929	Marquette.....	8,056	8,907	Waukesha...	28,274	28,957
Door.....	4,919	11,645	Milwaukee... ..	89,930	138,523	Waupaca.....	15,539	20,954
Douglas.....	1,122	655	Monroe.....	16,550	21,606	Wausara... ..	11,279	12,688
Dunn.....	9,488	16,818	Oconto.....	8,321	9,848	Winnebago... ..	37,279	42,742
Eau Claire....	10,769	19,992	Ontogamie....	18,430	28,716	Wood.....	3,912	8,981
Fond du Lac..	46,273	46,855	Ozaukee.....	15,564	15,462			
Fond du Lac..	46,273	46,855	Pepin.....	4,659	6,226			
Grant.....	37,979	37,852	Pierce.....	9,958	17,744			
Green.....	23,611	21,729				Total.....	1,054,670	1,315,480

White, 1,309,622; Colored, 5,858 including 3,118 Indians, and 16 Chinese.

ARIZONA.

	1870.	1880.		1870.	1880.		1870.	1880.
Total Population.....	9,658	40,441	White.....	9,581	35,178	Colored.....	77	5,263

Including 3,493 Indians, and 1,632 Chinese.

DAKOTA.

COUNTIES.	Population.		COUNTIES.	Population.		COUNTIES.	Population.	
	1870.	1880.		1870.	1880.		1870.	1880.
Armstrong.....		2,607	Burleigh, (part of).....		1,287	Hughes.....		770
Ashmore.....		587	Emmons.....			Stanley.....		
Sully.....			Sheridan.....			Hutchinson.....	37	2,966
Aurora, (part of).....		262	Cass.....		8,998	Jayne.....	5	
Brule.....			Cavilier.....			Kingsbury.....		1,102
Aurora, (part of).....			Foster.....		318	Lake.....		2,657
Buffalo.....		232	Ramsey.....			La Moure.....		557
Lyman.....			Charles Nix... ..			Ransom.....		
Cresho.....			Douglas.....	152	616	Lawrence.....		13,248
Barnes.....		1,585	Todd.....			Lincoln.....	712	5,897
Beadle.....			Clark.....		114	McCook.....		1,283
Hand.....		1,443	Clay.....	2,621	5,001	Meyer.....		115
Berthold.....			Codington.....		2,156	Miner.....		363
Bottineau.....			Custer.....		995	Minnehaha.....	335	8,252
McHenry.....		247	Davison.....		1,256	Moody.....		3,915
Renville.....			Deuel.....		37	Pembina.....	1,213	4,862
Stevens.....			De Smet.....			Pennington.....		2,244
Billings.....			Gingras.....		89	Richland.....		3,597
Mercer.....		1,235	Kidder.....			Stutsman.....		1,007
Morton.....			Logan.....			Todd.....	337	
Stark.....			Edmunds.....			Traill.....		4,123
Bonhomme.....	608	5,469	Faulk.....		481	Turner.....		5,320
Boreman.....			McPherson... ..			Union.....	3,507	6,813
Campbell.....		676	Spink.....			Yankton.....	2,097	8,390
Rush.....			Forsyth.....		113	Sisseton.....		
Walworth.....			Shannon.....			Wahpeton In- dian Reser- vation.....		207
Brookings.....	163	4,965	Grand Forks... ..		6,248	Unorganized Territory ..	2,091	
Brown.....		450	Grant.....		3,010			
Day.....			Hamlin.....		693			
Buffalo.....	246		Hanson.....		1,301			
Burleigh, (part of).....		1,997	Howard.....					
			Mountraille... ..		471			
			Wallette.....					
			Williams.....					
						Total.....	14,181	135,180

White, 133,177; Colored, 2,003, including 1,384 Indians, and 238 Chinese.

	Population.	
	1870.	1880.
Georgetown City.....	11,384	12,578
Washington City.....	109,199	147,307
Remainder of the District.....	11,117	17,753
<b>Total.....</b>	<b>131,700</b>	<b>177,638</b>

White, 118,236; Colored, 59,402.

**IDAHO.**

COUNTIES.	Population.		COUNTIES.	Population.		COUNTIES.	Population.	
	1870.	1880.		1870.	1880.		1870.	1880.
Ada .....	2,675	4,674	Idaho .....	849	2,031	Owyhee.....	1,713	1,426
Alturas .....	680	1,693	Kootenai .....	518	518	Shoshone.....	722	469
Bear Lake.....	3,235	3,235	Lemhi.....	988	2,230	Washington.....	879	879
Boise .....	3,834	3,214	Nez Percés .....	1,607	3,965			
Cassia.....	1,312	1,312	Oneida .....	1,922	6,965	<b>Total .....</b>	<b>14,999</b>	<b>32,611</b>

White, 29,011; Colored, 3,600, including 164 Indians, and 3,378 Chinese.

**MONTANA.**

COUNTIES.	Population.		COUNTIES.	Population.		COUNTIES.	Population.	
	1870.	1880.		1870.	1880.		1870.	1880.
Beaver Head.....	722	2,712	Deer Lodge.....	4,367	8,876	Madison.....	2,684	3,916
Big Horn.....	38	38	Gallatin.....	1,578	3,643	Meagher .....	1,387	2,744
Choteau .....	517	3,058	Jefferson .....	1,531	2,464	Missoula.....	2,554	2,533
Custer.....	2,510	2,510	Lewis and					
Dawson.....	177	180	Clarke .....	5,040	6,521	<b>Total .....</b>	<b>20,595</b>	<b>39,157</b>

White, 35,468; Colored, 3,689, including 1,750 Indians, and 1,737 Chinese.

**NEW MEXICO.**

	1870.	1880.		1870.	1880.		1870.	1880.
<b>Total Population....</b>	<b>91,874</b>	<b>118,430</b>	White.....	9,393	107,188	Colored.....	1,481	11,242

Including 10,280 Indians, and 55 Chinese.

**UTAH.**

COUNTIES.	Population.		COUNTIES.	Population.		COUNTIES.	Population.	
	1870.	1880.		1870.	1880.		1870.	1880.
Beaver.....	2,007	3,918	Morgan .....	1,972	1,783	Tooele .....	2,177	4,497
Box Elder.....	4,855	6,761	Pi-Ute .....	82	1,651	Uintah .....	799	799
Cache .....	8,229	12,561	Rich .....	1,955	1,263	Utah .....	12,203	17,918
Davis.....	4,459	5,026	Rio Virgin.....	450	450	Wahsatch.....	1,244	2,927
Emery.....	556	556	Salt Lake.....	18,337	31,978	Washington .....	3,064	4,235
Iron.....	2,277	4,013	San Juan.....	204	204	Weber .....	7,858	12,597
Juab .....	2,034	3,473	San Pete.....	6,786	11,557			
Kane.....	1,513	3,085	Sevier .....	19	5,138	<b>Total.....</b>	<b>86,786</b>	<b>143,906</b>
Millard .....	2,753	3,727	Summit .....	2,512	4,240			

White, 142,381; Colored, 1,526, including 804 Indians, and 518 Chinese.

**WASHINGTON.**

COUNTIES.	Population.		COUNTIES.	Population.		COUNTIES.	Population.	
	1870.	1880.		1870.	1880.		1870.	1880.
Chehalis .....	401	921	Klikitat .....	329	4,057	Stevens .....	734	1,245
Clallam .....	408	638	Lewis .....	888	2,600	Thurston.....	2,246	3,270
Clarke .....	3,081	5,490	Mason.....	289	639	Wahkiakum....	270	1,600
Columbia.....	7,103	7,103	Pacific .....	738	1,645	Walla-Walla....	5,300	8,716
Cowlitz.....	730	2,062	Pierce.....	1,409	3,319	Wha+ om.....	534	3,137
Island.....	626	1,087	San Juan.....	948	948	Whitman.....	7,014	7,014
Jefferson .....	1,268	1,712	Skamania.....	133	809	Yakima .....	432	2,811
King .....	2,120	6,910	Snohomish .....	599	1,387	Disputed Isl'ds	554	554
Kitsap.....	866	1,738	Spokan.....	4,262	4,262	<b>Total .....</b>	<b>23,955</b>	<b>75,120</b>

White, 67,349; Colored, 7,771, including 4,187 Indians, and 3,227 Chinese.

**WYOMING.**

COUNTIES.	Population.		COUNTIES.	Population.		COUNTIES.	Population.	
	1870.	1880.		1870.	1880.		1870.	1880.
Albany.....	2,021	4,741	Laramie.....	2,957	6,532	Uintah .....	856	2,879
Carbon.....	1,368	4,075	Sweetwater.....	1,916	2,561	<b>Total .....</b>	<b>9,118</b>	<b>20,788</b>

White, 19,436; Colored, 1,352, including 914 Chinese, and 139 Indians.



Population of the Principal Cities and Towns in the United States in 1870 and 1880; to which is added the Debt of each City as far as ascertained.

From the Unpublished Returns of the Tenth Census.

NOTE.—The population given for 1880 is in some cases subject to correction. The "net debt" of Cities is the aggregate funded and floating indebtedness, less amounts in sinking funds.

	Population.		Net Debt.		Population.		Net Debt.
	1870.	1880.	Dollars.		1870.	1880.	Dollars.
<b>Alabama—</b>				<i>Illinois.—Cont'd.</i>			
Huntsville.....	4,907	4,977	46,800	Joliet .....	7,263	16,145	54,000
Mobile.....	32,034	31,205	2,671,100	Moline.....	5,754	7,805	28,071
Montgomery....	10,588	16,714	567,900	Ottawa.....	7,736	7,598	60,000
Selma.....	6,484	7,529	323,600	Peoria.....	22,849	29,315	716,500
<b>Arkansas—</b>				Quincy.....	24,052	27,275	1,917,888
Little Rock.....	12,380	13,185	335,243	Rockford.....	11,049	13,136	178,090
<b>California—</b>				Rock Island.....	7,890	11,660	289,050
Los Angeles.....	5,721	11,311	310,177	Springfield.....	17,364	19,746	778,780
Oakland.....	10,500	34,556	669,126	<b>Indiana—</b>			
Sacramento....	16,283	21,420	861,000	Evansville.....	21,830	29,280	None.
San Francisco..	149,473	233,956	3,059,285	Fort Wayne.....	17,718	26,881	856,900
San José.....	9,089	12,567	None.	Indianapolis....	48,244	75,074	1,914,500
Stockton.....	10,066	10,287	385,615	Jeffersonville ...	7,254	10,422	240,350
<b>Colorado—</b>				La Fayette.....	13,506	14,860	None.
Denver.....	4,759	35,630	20,000	Logansport.....	8,950	11,198	456,276
Leadville.....		14,820	.....	Madison.....	10,709	8,945	232,051
<b>Connecticut—</b>				New Albany.....	15,396	16,422	358,482
Bridgeport.....	18,969	29,148	831,000	Richmond.....	9,445	12,743	167,000
Danbury.....	6,542	11,669	255,415	South Bend.....	7,206	13,279	337,600
Derby.....	8,020	11,649	80,243	Terre Haute....	16,103	26,040	267,224
Greenwich.....	7,644	7,892	183,307	Vincennes.....	5,440	7,680	38,831
Hartford.....	37,180	42,553	3,689,855	<b>Iowa—</b>			
Meriden.....	10,495	18,340	788,317	Burlington.....	14,930	19,450	128,062
Middletown....	6,923	11,731	.....	Cedar Rapids...	5,940	10,104	40,867
New Britain....	9,480	13,978	494,843	Council Bluffs...	10,020	18,059	138,400
New Haven.....	50,840	62,882	1,359,619	Davenport.....	20,038	21,834	290,675
New London....	9,576	10,529	496,611	Des Moines.....	12,035	22,408	578,000
Norwalk.....	12,119	13,956	522,495	Dubuque.....	18,434	22,254	804,611
Norwich.....	16,653	21,141	1,191,256	Iowa City.....	5,914	7,123	74,967
Stamford.....	9,714	11,298	165,000	Keokuk.....	12,766	12,117	372,375
Waterbury.....	13,106	20,269	361,508	Muscatine.....	6,718	8,294	.....
Windham.....	5,412	8,265	44,193	Ottumwa.....	5,214	9,004	17,795
<b>Delaware—</b>				Waterloo.....	4,337	5,630	2,000
Wilmington.....	30,841	42,499	1,372,450	<b>Kansas—</b>			
<b>Dist. Columbia—</b>				Atchison.....	7,054	15,106	449,687
Georgetown.....	11,384	12,578	.....	Lawrence.....	8,320	8,511	654,115
Washington.....	109,199	147,307	23,310,146	Leavenworth ...	17,873	16,550	396,573
<b>Florida—</b>				Topeka.....	5,790	15,451	333,249
Jacksonville....	6,912	.....	270,916	<b>Kentucky—</b>			
Key West.....	5,016	9,890	10,000	Covington.....	24,505	29,720	1,030,000
<b>Georgia—</b>				Lexington.....	14,801	16,656	84,316
Atlanta.....	21,789	37,421	2,180,000	Louisville.....	100,753	123,645	4,842,935
Athens.....	4,251	6,099	107,950	Newport.....	15,087	20,433	966,618
Augusta.....	15,389	23,023	1,961,319	Owensborough..	3,437	5,516	67,000
Columbus.....	7,401	6,152	540,800	Padueah.....	6,866	8,376	138,000
Macon.....	10,810	12,748	743,000	<b>Louisiana—</b>			
Savannah.....	28,235	30,681	3,425,000	New Orleans....	191,418	216,140	.....
<b>Illinois—</b>				Shreveport.....	4,607	11,017	.....
Alton.....	8,665	9,851	110,491	<b>Maine—</b>			
Aurora.....	11,162	11,825	25,506	Bangor.....	18,289	16,857	2,661,000
Belleville.....	8,146	10,682	217,712	Biddeford.....	10,282	12,652	183,874
Bloomington. ...	14,590	17,184	221,463	Lewiston.....	13,600	19,083	1,038,102
Cairo.....	6,267	9,012	270,000	Portland.....	31,413	33,810	4,322,154
Chicago.....	298,977	503,304	12,794,271	<b>Maryland—</b>			
Decatur.....	7,161	9,548	80,075	Baltimore.....	267,354	332,190	27,092,690
East St. Louis..	5,644	9,185	272,800	Cumberland....	8,056	10,666	394,064
Elgin.....	5,441	8,789	34,336	Frederick.....	8,526	.....	559,989
Freeport.....	7,889	8,516	69,220	<b>Massachusetts—</b>			
Galena.....	7,019	6,453	147,076	Abington.....	9,308	3,697	.....
Galesburg.....	10,158	11,446	53,250	Attleborough...	6,769	11,111	16,600
Hyde Park.....	3,644	15,716	.....	Beverly.....	6,507	8,445	986,969
Jacksonville....	9,203	10,927	273,336				

## Population and Debts of Cities.—Continued.

	Population.		Net Debt		Population.		Net Debt.
	1870.	1880.	Dollars.		1870.	1880.	Dollars.
<i>Mass.—Cont'd.</i>				<b>Nebraska—</b>			
Boston.....	250,526	362,535	28,244,017	Lincoln.....	276	13,004	199,615
Brockton <sup>1</sup> .....	8,007	13,608	71,200	Omaha.....	16,083	30,518	227,578
Brookline.....	6,650	8,053	1,476,350	<b>Nevada—</b>			
Cambridge.....	39,634	52,740	3,403,723	Carson City.....	3,042	4,227	.....
Chelsea.....	18,547	21,785	1,554,496	Virginia City....	7,048	13,705	112,000
Chicopee.....	9,607	11,325	100,500	<b>New Hampshire—</b>			
Clinton.....	5,429	8,030	99,550	Concord.....	12,241	13,836	615,500
Fall River.....	26,766	49,006	3,169,765	Dover.....	9,294	11,687	458,830
Fitchburg.....	11,260	12,405	770,778	Manchester.....	23,536	32,630	929,000
Gloucester.....	15,389	19,329	193,370	Nashua.....	10,543	13,397	458,661
Haverhill.....	13,092	18,475	393,428	Portsmouth.....	9,211	9,690	448,400
Holyoke.....	10,733	21,851	878,454	<b>New Jersey—</b>			
Lawrence.....	28,921	39,178	1,712,000	Bayonne.....	3,834	9,372	650,275
Lowell.....	40,928	59,485	1,554,275	Bridgeton.....	6,830	8,729	74,000
Lynn.....	28,233	38,284	2,072,815	Camden.....	20,045	41,658	1,164,900
Malden.....	7,367	12,017	483,523	Elizabeth.....	20,832	28,229	5,512,638
Marlborough...	8,474	10,126	151,951	Hackensack.....	8,038	.....	.....
Medford.....	5,717	7,573	463,726	Hoboken.....	20,297	30,999	1,099,250
Milford.....	9,890	9,310	194,550	Jersey City.....	82,546	120,728	15,598,435
Natick.....	6,404	8,480	303,303	Millville.....	6,101	7,660	37,000
New Bedford...	21,320	26,875	1,086,000	Newark.....	105,059	136,400	9,070,032
Newburyport...	12,595	13,537	428,706	New Brunswick	15,058	17,167	1,618,946
Newton.....	12,825	16,995	993,591	Orange.....	9,348	13,206	253,832
North Adams...	12,090	10,192	267,894	Paterson.....	33,579	50,887	1,359,500
Northampton...	10,160	12,172	537,500	Plainfield.....	5,095	8,123	45,500
Peabody.....	7,343	9,028	289,300	Trenton.....	22,874	29,910	1,664,501
Pittsfield.....	11,112	13,367	385,341	<b>New York—</b>			
Quincy.....	7,442	10,529	65,980	Albany.....	69,422	90,903	3,138,500
Salem.....	24,117	27,598	1,162,487	Amsterdam.....	7,706	11,711	.....
Somerville.....	14,685	24,985	1,596,974	Auburn.....	17,225	21,924	530,000
Springfield.....	26,703	33,340	1,928,000	Binghamton...	12,692	17,315	299,500
Taunton.....	18,629	21,213	449,735	Brookhaven.....	10,159	11,544	.....
Waltham.....	9,065	11,711	477,000	Brooklyn.....	396,099	566,689	38,040,000
Westfield.....	6,519	7,587	404,780	Buffalo.....	117,714	155,137	8,211,934
Weymouth.....	9,010	10,571	64,392	Cohoes.....	15,357	19,417	141,214
Woburn.....	8,560	10,198	626,602	Elmira.....	15,863	20,541	270,400
Worcester.....	41,105	58,295	2,447,543	Fishkill.....	11,752	10,732	.....
<b>Michigan—</b>				Flushing.....	14,650	15,919	.....
Adrian.....	8,438	7,849	59,400	Greenburgh.....	10,790	9,861	.....
Ann Arbor.....	7,363	8,061	16,000	Hempstead.....	13,999	18,160	.....
Bay City.....	7,064	20,693	433,100	Hornellsville...	5,837	8,195	54,400
Detroit.....	79,577	116,342	1,282,772	Hudson.....	8,615	8,669	321,250
East Saginaw...	11,350	19,016	611,035	Huntington.....	10,704	8,098	.....
Grand Rapids...	16,507	32,015	471,000	Ithaca.....	10,107	9,105	66,303
Jackson.....	11,447	16,105	183,500	Jamaica.....	7,745	10,089	.....
Kalamazoo.....	9,181	11,937	25,000	Johnstown.....	12,273	16,626	.....
Lansing.....	5,241	8,319	105,400	Kingston.....	21,943	18,342	644,880
Muskegon.....	6,002	11,262	180,000	Lenox.....	9,816	10,249	.....
Port Huron.....	5,973	8,883	349,000	Lockport.....	12,426	13,522	108,667
Saginaw City...	7,460	10,525	202,800	Long Isl'nd City	.....	17,117	950,000
<b>Minnesota—</b>				Middletown <sup>2</sup> ...	7,589	.....	.....
Minneapolis...	13,066	46,887	1,137,467	Morrisania <sup>3</sup> ...	19,609	.....	.....
Red Wing.....	4,260	5,876	45,445	New Lots.....	9,800	13,681	.....
Stillwater.....	4,124	9,054	82,400	New York.....	942,292	1,206,590	109,425,414
Saint Paul.....	20,030	41,498	1,526,715	Newburgh.....	17,014	18,950	313,400
Winona.....	7,192	10,208	183,000	Ogdensburgh...	10,076	10,340	135,000
<b>Mississippi—</b>				Oswego.....	20,910	21,117	1,264,224
Natchez.....	9,057	7,058	21,734	Owego.....	9,442	9,883	.....
Vicksburg.....	12,443	11,814	373,218	Oyster Bay.....	10,595	11,923	.....
<b>Missouri—</b>				Palmyra.....	.....	21,493	.....
Campbell.....	8,694	.....	.....	Poughkeepsie...	20,180	20,207	1,939,193
Central.....	8,923	7,485	.....	Port Jervis.....	6,377	4,824	None.
Hannibal.....	10,125	11,074	144,027	Rochester.....	62,386	89,363	5,701,686
Kansas City.....	32,260	55,813	1,339,224	Rome.....	11,000	12,045	160,000
St. Joseph.....	19,565	32,484	2,445,600	Saratoga Spr'gs	8,537	10,822	297,600
St. Louis.....	310,864	350,522	22,847,761	Saugerties.....	10,455	10,375	.....
Sedalia.....	4,560	9,561	.....	Schenectady...	11,026	13,675	118,000

<sup>1</sup> Brockton was North Bridgewater in 1870.<sup>2</sup> Middletown included in Wallkill Township in 1880.<sup>3</sup> Morrisania has been incorporated in New York City.



Population and Debts of Cities.—Continued.

	Population.		Net Debt.		Population.		Net Debt.
	1870.	1880.	Dollars.		1870.	1880.	Dollars.
<i>New York—Cont'd.</i>				<i>Penn.—Cont'd.</i>			
Seneca.....	9,188	2,877	.....	Reading.....	33,930	43,280	999,000
Syracuse.....	43,051	51,791	1,351,500	Scranton.....	35,092	45,850	325,202
Troy.....	46,465	56,747	958,296	Shamokin.....	4,320	8,184	37,680
Utica.....	28,804	33,913	766,000	Titusville.....	8,639	9,046	328,267
Wallkill.....	9,477	11,483	.....	Wilkesbarre....	10,174	23,339	95,096
Watertown.....	9,336	10,697	407,500	Williamsport....	16,030	18,934	651,272
Watervliet.....	22,609	22,220	.....	York.....	11,003	13,940	33,000
West Troy.....	10,693	11,532	Nothing.	<b>Rhode Island—</b>			
Yonkers.....	18,357	18,892	1,388,000	Lincoln.....	7,889	13,765	50,000
<b>North Carolina—</b>				Newport.....	12,521	15,693	116,408
New Berne.....	5,849	6,443	3,227	N. Providence..	20,495	1,467	39,800
Raleigh.....	7,790	14,110	138,357	Pawtucket.....	6,619	19,030	935,000
Wilmington.....	13,446	17,361	539,845	Providence.....	68,904	104,850	9,373,026
<b>Ohio—</b>				Warwick.....	10,453	12,163	57,500
Akron.....	10,006	16,512	17,619	Woonsocket.....	11,527	16,053	230,000
Bellaire.....	4,033	8,025	106,000	<b>South Carolina—</b>			
Canton.....	8,660	12,258	180,657	Charleston.....	48,956	49,999	4,129,102
Chillicothe.....	8,920	10,938	None.	Columbia.....	9,298	10,040	900,000
Cincinnati.....	216,289	255,708	21,992,500	St. James, Goose Creek...	7,795	10,615	.....
Cleveland.....	92,829	160,142	4,076,946	St. John's, Berkeley.....	7,868	9,586	.....
Columbus.....	31,274	51,665	1,259,162	St. John's, Colleton.....	8,604	10,388	.....
Dayton.....	30,473	38,677	1,101,520	<b>Tennessee—</b>			
Delaware.....	6,861	6,894	77,300	Chattanooga....	6,093	12,892	71,566
Fremont.....	5,455	8,451	44,000	Knoxville.....	8,682	9,690	212,288
Hamilton.....	11,081	12,121	48,067	Memphis.....	40,226	33,593	None.
Ironton.....	5,686	8,857	243,758	Nashville.....	25,865	43,461	1,606,200
Mansfield.....	8,029	9,859	195,737	<b>Texas—</b>			
Newark.....	6,698	9,602	55,402	Austin.....	4,428	10,960	106,744
Piqua.....	5,967	6,033	294,219	Brenham.....	9,716	4,114	.....
Pomeroy.....	5,824	5,560	151,000	Dallas.....	.....	10,358	304,356
Portsmouth.....	10,592	11,314	317,809	Galveston.....	13,818	22,253	1,023,249
Sandusky.....	13,000	15,838	381,215	Houston.....	9,382	18,646	1,501,591
Springfield.....	12,652	20,729	58,627	San Antonio.....	12,256	20,561	155,266
Steubenville....	8,107	12,093	30,190	Sherman.....	6,348	9,248	129,000
Tiffin.....	5,648	7,879	55,500	Waco.....	3,008	7,296	100,000
Toledo.....	31,584	50,143	3,232,660	<b>Utah—</b>			
Urbana.....	4,276	6,252	32,903	Ogden City.....	3,127	.....	3,333
Xenia.....	6,377	7,026	66,187	Salt Lake City..	12,854	20,768	67,000
Youngstown....	8,075	15,431	193,406	<b>Vermont—</b>			
Zanesville.....	10,011	18,120	529,097	Burlington.....	14,387	11,364	383,427
<b>Oregon—</b>				Rutland.....	9,834	12,149	202,460
Portland.....	8,293	17,598	76,500	<b>Virginia—</b>			
<b>Pennsylvania—</b>				Alexandria.....	13,570	13,658	1,037,088
Allegheny.....	53,180	78,681	1,596,429	Dan River.....	10,306	8,382	.....
Allentown.....	13,884	18,068	430,443	Lynchburg.....	6,825	15,959	794,837
Altoona.....	10,610	19,716	368,830	Norfolk.....	19,229	21,966	2,187,371
Bethlehem.....	4,512	5,193	140,700	Petersburg... ..	18,950	21,656	1,136,100
Carbondale.....	6,393	7,714	9,269	Portsmouth.....	10,492	11,388	283,014
Carlisle.....	6,650	6,209	139,100	Richmond.....	51,038	63,803	4,399,021
Chester.....	9,485	14,996	357,084	<b>West Virginia—</b>			
Columbia.....	6,461	8,312	.....	Parkersburg....	5,546	6,582	.....
Cornplanter....	8,436	.....	.....	Wheeling.....	19,280	31,266	531,882
Danville.....	9,863	7,790	.....	<b>Wisconsin—</b>			
Easton.....	10,987	11,924	219,949	Eau Claire.....	8,313	10,118	101,000
Erie.....	19,646	27,730	1,201,229	Fond du Lac... ..	12,764	13,091	165,000
Harrisburg.....	23,104	30,762	1,065,300	Green Bay.....	4,666	7,735	147,140
Hickory.....	7,700	.....	.....	Janesville.....	8,789	9,018	34,000
Lancaster.....	20,233	25,769	464,142	La Crosse.....	7,785	14,505	135,000
Lebanon.....	6,729	8,778	308,700	Madison.....	9,176	10,325	136,768
Lock Haven.....	6,986	5,845	208,743	Milwaukee.....	71,440	115,578	2,160,289
Mahanoy.....	9,400	7,181	.....	Oshkosh.....	12,663	15,749	130,500
Meadville.....	7,103	8,860	77,699	Racine.....	9,880	16,031	218,512
New Castle.....	6,164	8,416	72,624	Sheboygan.... ..	5,310	7,314	230,000
Norristown.....	10,753	13,064	81,200	Watertown.....	.....	7,883	229,400
Oil City.....	2,276	7,315	122,400	<b>Total.....</b>			
Philadelphia....	674,022	846,984	16,251,696	8,880,446	11,876,146	.....	
Pittsburgh.....	86,076	156,381	14,134,296	<b>Aggregate Debt of 299 Cities and Towns.....</b>			
Pottsville.....	12,384	13,253	.....	549,904,979			

POPULATION OF THE UNITED STATES

From the Official Census of the United States, 1870 and 1880.

STATES AND TERRITORIES.	1780.	1800.	1810.	1820.	1830.
The United States } States .....	3,929,214	5,308,483	7,239,881	9,633,822	12,866,020
The States.....	3,929,214	5,294,390	7,215,858	9,600,783	12,820,868
1 Alabama.....				19 127,901	15 309,527
2 Arkansas.....				25 14,255	27 30,388
3 California.....					
4 Colorado.....					
5 Connecticut.....	8 237,946	8 251,002	9 261,942	14 275,148	16 297,675
6 Delaware.....	16 59,096	17 64,273	19 72,674	22 72,749	24 76,748
7 Florida.....					25 34,730
8 Georgia.....	13 82,548	12 162,686	11 252,433	11 340,985	10 516,823
9 Illinois.....			23 12,282	24 55,162	20 157,445
10 Indiana.....		20 5,641	21 24,520	18 147,178	13 343,031
11 Iowa.....					
12 Kansas.....					
13 Kentucky.....	14 73,677	9 220,955	7 406,511	6 564,135	6 687,917
14 Louisiana.....			18 76,556	17 152,923	19 215,739
15 Maine.....	11 96,540	14 151,719	14 228,705	12 298,269	12 399,455
16 Maryland.....	6 319,728	7 341,548	8 380,546	10 407,350	11 447,040
17 Massachusetts.....	4 378,787	5 422,845	5 472,040	7 523,159	8 610,408
18 Michigan.....			24 4,762	26 8,765	26 31,639
19 Minnesota.....					
20 Mississippi.....		19 8,850	20 40,352	21 75,448	22 136,621
21 Missouri.....			22 20,845	23 66,557	21 140,455
22 Nebraska.....					
23 Nevada.....					
24 New Hampshire.....	10 141,885	11 183,858	16 214,460	15 244,022	18 269,328
25 New Jersey.....	9 184,139	10 211,149	12 245,562	13 277,426	14 320,823
26 New York.....	5 340,120	3 589,051	2 959,049	1 1,372,111	1 1,918,608
27 North Carolina.....	3 393,751	4 478,103	4 555,500	4 638,829	5 737,987
28 Ohio.....		18 45,365	13 230,760	5 581,295	4 937,903
29 Oregon.....					
30 Pennsylvania.....	2 434,373	2 602,365	3 810,091	3 1,047,507	2 1,348,233
31 Rhode Island.....	15 68,825	16 69,122	17 76,931	20 83,015	23 97,199
32 South Carolina.....	7 249,073	6 345,591	6 415,115	8 502,741	9 581,185
33 Tennessee.....	17 35,691	15 105,602	10 261,727	9 422,771	7 681,904
34 Texas.....					
35 Vermont.....	12 85,425	13 154,465	15 217,895	16 235,966	17 280,652
36 Virginia.....	1 747,610	1 880,200	1 974,600	2 1,065,116	3 1,211,405
37 West Virginia.....					
38 Wisconsin.....					
The States.....	3,929,214	5,294,390	7,215,858	9,600,783	12,820,868
1 Arizona.....					
2 Dakota.....					
3 Dist. Columbia.....		1 14,093	1 24,023	1 33,039	1 39,834
4 Idaho.....					
5 Montana.....					
6 New Mexico.....					
7 Utah.....					
8 Washington.....					
9 Wyoming.....					
The Territories.....		14,093	24,023	33,039	39,834
Total population.....	3,929,214	5,308,483	7,239,881	9,633,822	12,866,020
		Increase per cent. 1790-1800, 35.10.	Increase per cent. 1801-1810, 36.38.	Increase per cent. 1810-1820, 33.06.	Increase per cent. 1820-30, 32.51

NOTE.—The narrow column under each census year shows the order of the  
The figures of population for 1880 are in some cases



AT EACH CENSUS, 1790-1880.

From the Official Census of the United States, 1870 and 1880.

STATES AND TERRITORIES.		1840.	1850.	1860.	1870.	1880.	Per cent. increase, 1870 to '80.
The United States..... }		17,069,453	23,191,876	31,443,321	38,558,371	50,152,866	30.06
The States.....		17,019,641	23,067,262	31,183,744	38,115,641	49,369,595	29.52
1	Alabama.....	12 590,756	12 771,623	13 964,201	16 996,992	17 1,262,794	26.66
2	Arkansas.....	25 97,574	26 209,897	25 435,450	26 484,471	25 802,564	65.65
3	California.....	29 92,597	26 379,994	24 34,277	38 560,247	24 864,686	54.34
4	Colorado.....	35 34,277	38 39,864	35 194,649	35 194,649	388.28	
5	Connecticut.....	20 309,978	21 370,792	24 460,147	25 537,454	23 622,683	15.85
6	Delaware.....	26 78,085	30 91,532	32 112,216	34 125,015	31 146,654	17.30
7	Florida.....	27 54,477	31 87,445	31 140,424	33 187,748	37 267,351	42.39
8	Georgia.....	9 691,392	9 906,185	11 1,057,286	12 1,184,109	13 1,539,048	29.97
9	Illinois.....	14 476,183	11 851,470	4 1,711,951	4 2,539,891	4 3,078,769	21.21
10	Indiana.....	10 685,866	7 988,416	6 1,359,428	6 1,680,637	6 1,978,362	17.70
11	Iowa.....	28 43,112	27 192,214	20 674,913	11 1,194,020	10 1,624,620	36.06
12	Kansas.....	33 107,206	29 364,399	21 995,966	173.14		
13	Kentucky.....	6 779,828	8 982,405	9 1,155,684	8 1,321,011	8 1,648,708	24.80
14	Louisiana.....	19 352,411	18 517,762	17 708,002	21 726,915	22 940,103	29.32
15	Maine.....	13 501,793	16 583,169	22 628,279	23 626,915	27 648,945	3.51
16	Maryland.....	15 470,019	17 583,034	19 687,049	20 780,894	23 934,632	19.68
17	Massachusetts.....	8 737,699	6 994,514	7 1,231,066	7 1,457,351	7 1,783,012	22.34
18	Michigan.....	23 212,267	20 397,654	16 749,113	13 1,184,059	9 1,636,331	38.19
19	Minnesota.....	33 6,077	30 172,023	28 439,766	26 780,806	77.57	
20	Mississippi.....	17 375,651	15 606,526	14 791,305	18 827,922	18 1,131,592	36.67
21	Missouri.....	16 383,702	13 682,044	8 1,182,012	5 1,721,295	5 2,168,804	25.99
22	Nebraska.....	36 28,841	35 6,857	37 42,491	38 62,265	46.53	
23	Nevada.....	37 6,857	37 42,491	38 62,265	46.53		
24	New Hampshire.....	22 284,574	22 317,976	27 326,073	31 318,300	31 346,984	9.01
25	New Jersey.....	18 373,306	19 489,555	21 672,035	17 906,096	19 1,130,892	24.80
26	New York.....	1 2,428,921	1 3,097,394	1 3,880,735	1 4,382,759	1 5,083,810	15.99
27	North Carolina.....	7 753,419	10 869,039	12 992,622	14 1,071,361	15 1,400,047	39.67
28	Ohio.....	3 1,519,467	3 1,980,329	3 2,339,511	3 2,665,260	3 3,198,239	19.99
29	Oregon.....	32 13,294	34 52,465	36 90,923	36 174,767	92.21	
30	Pennsylvania.....	2 1,724,033	2 2,311,786	2 2,906,215	2 3,521,951	2 4,282,786	21.60
31	Rhode Island.....	24 108,830	28 147,545	29 174,620	32 217,353	33 276,528	27.22
32	South Carolina.....	11 594,398	14 668,507	18 703,708	22 705,606	20 995,622	40.95
33	Tennessee.....	5 829,210	5 1,002,717	10 1,109,801	9 1,258,520	12 1,542,463	22.56
34	Texas.....	25 212,592	23 314,120	28 604,215	19 818,579	11 1,592,574	94.55
35	Vermont.....	21 291,948	23 314,120	28 315,098	30 330,551	32 332,286	.52
36	Virginia.....	4 1,239,797	4 1,421,661	5 1,596,318	10 1,225,163	14 1,512,806	23.42
37	West Virginia.....	27 442,014	29 618,443	39.91			
38	Wisconsin.....	29 30,945	24 305,391	15 775,881	15 1,054,670	16 1,315,480	24.72
The States.....		17,019,641	23,067,262	31,183,744	38,115,641	49,369,595	29.52
1	Arizona.....	8 9,658	6 40,441	318.73			
2	Dakota.....	5 4,837	7 14,181	3 135,180	853.24		
3	Dist. Columbia.....	1 43,712	2 51,687	2 75,080	1 131,700	1 177,638	34.88
4	Idaho.....	6 14,999	8 32,611	117.42			
5	Montana.....	5 20,595	7 39,157	90.12			
6	New Mexico.....	1 61,547	1 93,516	2 91,874	4 118,430	28.90	
7	Utah.....	3 11,380	3 40,273	3 86,786	2 143,906	65.81	
8	Washington.....	4 11,594	4 23,955	5 75,120	213.58		
9	Wyoming.....	9 9,118	9 20,788	127.98			
The Territories..		43,712	124,614	259,577	442,730	783,271	76.91
Total population		17,069,453	23,191,876	31,443,321	38,558,371	50,152,866	30.06
		Increase per cent, 1830-40, 33.52	Increase per cent, 1840-50, 35.83	Increase per cent, 1850-60, 35.11	Increase per cent, 1860-70, 22.65	Increase per cent, 1870-80, 30.06	

States and Territories when arranged according to magnitude of population, subject to final correction at the Census Office.

## TABLES OF TEMPERATURE IN AMERICA.

From the Smithsonian Contributions to Knowledge: Tables, Distribution and Variations of the Atmospheric Temperature in the United States; edited by C. A. Schott, Washington, 1876.

## I.—THE UNITED STATES.

PLACES.	Latitude.	Height Feet.	Spring	Summer.	Autumn.	Winter.	Year, Mean.	No. of Years and Mos.
<b>ALABAMA :</b>								
Green Springs.....	32 50	500	63.18	78.45	62.35	46.29	62.57	10 0
Huntsville.....	34 45	600	59.96	75.62	59.80	42.15	59.38	13 0
Mobile.....	30 41	15	66.87	79.00	66.27	52.43	66.14	10 0
<b>ALASKA :</b>								
Sitka.....	57 03	20	39.91	53.09	43.90	31.28	42.05	16 11
<b>ARIZONA :</b>								
Camp Goodwin.....	32 52	.....	65.52	84.50	67.89	46.85	66.19	3 10
" Tucson.....	32 13	.....	67.49	85.52	71.46	50.24	68.68	4 0
<b>ARKANSAS :</b>								
Little Rock.....	34 40	.....	60.76	81.57	64.29	44.21	62.71	2 1
Washington.....	33 44	660	62.26	78.19	61.20	44.61	61.56	22 1
<b>CALIFORNIA :</b>								
Benicia Barracks.....	38 03	64	57.73	67.00	61.59	48.75	58.77	15 7
Fort Yuma.....	32 46	200	73.40	92.07	75.66	57.96	74.77	14 11
San Diego.....	32 42	150	60.14	69.67	64.53	54.09	62.11	20 10
San Francisco.....	37 48	130	54.96	58.04	57.81	50.09	55.23	11 2
<b>COLORADO :</b>								
Fort Garland.....	37 32	8365	42.93	64.39	43.49	20.63	42.86	15 3
<b>CONNECTICUT :</b>								
Hartford.....	41 46	60	47.89	69.75	51.70	29.89	49.81	16 7
New Haven.....	41 18	45	46.76	69.63	51.28	28.32	49.00	86 0
<b>DAKOTA :</b>								
Fort Abercrombie.....	46 27	.....	38.66	70.94	43.81	7.95	40.34	10 1
" Randall.....	43 01	1245	43.28	74.61	49.06	20.93	46.97	12 8
<b>DELAWARE :</b>								
Fort Delaware.....	39 35	10	51.70	75.23	57.61	34.23	54.69	18 10
Wilmington.....	39 44	115	52.74	73.56	53.64	31.71	52.91	1 10
<b>DISTRICT OF COLUMBIA :</b>								
Washington.....	38 54	75	55.77	76.33	56.43	36.11	56.16	12 3
<b>FLORIDA :</b>								
Ft. Barancas (n'r Pensacola)	30 21	20	68.41	81.60	69.58	54.37	68.49	20 2
St. Augustine.....	29 54	25	68.69	80.36	71.90	48.25	69.80	25 4
Jacksonville.....	30 20	20	69.27	80.98	70.04	55.62	68.98	12 4
Key West.....	24 33	10	75.85	83.35	78.55	70.44	77.05	26 6
<b>GEORGIA :</b>								
Athens.....	33 58	850	61.15	75.74	60.77	46.06	60.93	6 6
Atlanta.....	33 45	1050	58.27	74.87	58.44	41.86	58.36	5 2
Augusta.....	33 29	150	64.25	79.49	62.63	46.82	63.30	7 5
Savannah.....	32 05	42	67.06	80.61	66.81	52.56	66.76	26 1
<b>IDAHO :</b>								
Fort Boise.....	43 40	.....	52.03	75.04	52.97	29.81	52.46	5 10
<b>ILLINOIS :</b>								
Augusta.....	40 12	500	50.33	72.83	52.66	27.67	50.87	26 9
Chicago.....	41 54	600	43.55	66.76	48.32	24.78	45.85	17 3
Highland.....	38 44	620	56.55	77.69	56.60	34.13	56.24	15 1
Manchester.....	39 31	683	51.16	73.90	53.34	28.88	51.82	15 6
Ottawa.....	41 20	500	47.07	72.05	51.22	25.32	48.92	18 9
Peoria.....	40 43	512	50.63	74.46	52.94	27.40	51.36	14 9
Springfield.....	39 48	550	48.37	74.02	48.94	27.62	49.74	5 7
<b>INDIANA :</b>								
Aurora.....	39 04	509	51.98	75.61	53.90	30.88	53.09	5 9
Indianapolis.....	39 47	698	49.34	72.64	51.96	28.71	50.66	6 5
New Harmony.....	38 10	350	54.85	75.92	55.87	34.25	55.22	19 5
Richmond.....	39 50	850	50.02	71.79	52.52	29.16	50.87	12 3
Vevay.....	38 45	525	54.46	76.41	55.38	32.48	54.68	5 11
<b>INDIAN TERRITORY :</b>								
Fort Gibson.....	35 48	560	61.08	79.13	61.44	40.25	60.48	29 10
<b>IOWA :</b>								
Council Bluffs.....	41 16	1327	50.84	75.48	51.46	22.06	49.96	6 0
Davenport.....	41 30	737	45.86	71.60	49.46	22.42	47.33	9 3
Des Moines City.....	41 36	780	49.99	71.80	48.59	25.39	48.94	3 10
Dubuque.....	42 30	680	47.33	71.71	49.16	22.55	47.69	18 10
Keokuk.....	40 25	600	50.09	74.77	54.05	29.37	52.07	2 5
Muscatine.....	41 26	586	47.03	69.08	48.81	22.99	46.98	27 6



TABLES OF TEMPERATURE IN AMERICA—(Continued).

PLACES.	Lati- tude.	Heig't Feet.	Spri'g	Sum- mer.	Au- umn.	Win- ter.	Year, Mean.	No. of years & mos.
	° ' "		°	°	°	°	°	
KANSAS :								
Fort Leavenworth .....	39 21	896	53.69	75.24	54.35	29.35	53.16	39 11
Lawrence.....	38 58	850	53.43	75.82	53.08	31.64	53.49	7 9
Leavenworth City.....	39 15	896	50.87	74.24	52.02	28.69	51.45	7 6
KENTUCKY :								
Danville.....	37 40	900	56.28	75.58	58.56	37.84	57.07	12 7
Louisville.....	38 18	450	55.71	73.96	55.79	37.34	55.70	4 6
Newport Barracks.....	39 06	500	53 82	75.06	56.09	34.14	54.78	23 0
Paris.....	38 15	810	51.54	72.75	53.06	32.45	52.45	4 0
LOUISIANA :								
Baton Rouge.....	30 26	41	68.90	81.36	68.13	54.20	68.15	28 0
Monroe.....	32 31	100	71.53	80.95	59.30	43.87	63.91	10 0
New Orleans.....	29 56	25	69.37	81.08	69.80	56.00	69.06	32 9
MAINE :								
Bath.....	43 55	50	41.96	65.36	47.62	23.83	44.71	10 7
Brunswick.....	43 54	74	42.26	65.11	47.59	22.63	44.40	51 3
Portland.....	43 39	50	40.11	63 73	46 49	21.69	43.00	37 3
MARYLAND :								
Annapolis.....	38 58	20	52.33	75.71	57.53	35.95	55.38	13 10
Baltimore.....	39 16	36	53.01	75.03	57.04	34.50	54.91	36 0
Frederick City.....	39 24	274	51.10	73.40	54.76	33.11	53.09	15 6
MASSACHUSETTS :								
Amherst (College).....	42 22	267	44.17	67.58	47.99	24.15	45.97	17 6
Boston.....	42 21	82	45.61	68.63	51.04	28.08	48.35	38 5
Cambridge.....	42 23	60	44.93	69.47	50.45	26.96	47.95	48 5
New Bedford.....	41 39	90	44.80	66.95	52.27	30.21	48.56	58 1
Newburyport.....	42 48	46	42.45	66.69	49.96	24.91	46.00	6 1
Williamstown (Will.College)	42 43	686	43.44	67.25	47.36	23.23	45.33	36 8
Worcester.....	42 16	528	45.01	68.16	49.96	25.67	47.20	31 9
MICHIGAN :								
Detroit.....	42 20	597	45.46	68.05	48.82	26.61	47.24	30 3
Fort Mackinac.....	45 51	728	37.06	62 26	44 92	19.84	41.02	27 6
Grand Rapids.....	43 00	780	44.69	69.75	48.55	24.62	46.90	11 3
Lansing.....	42 46	895	45.20	68.43	47.63	24.96	46.55	7 3
MINNESOTA :								
Fort Snelling.....	44 53	820	45.12	71.05	46.12	15.79	44.52	42 2
Minneapolis.....	44 53	856	40.12	68.34	45.33	12.87	41.67	6 2
St. Paul.....	44 56	800	41.29	68.03	44.98	15.09	42.32	8 5
MISSISSIPPI :								
Columbus.....	33 31	227	62.18	78.90	62.16	45.50	62.19	15 9
Jefferson Barracks.....	38 28	472	56.37	76.82	56.03	33.96	55 79	32 11
Natchez.....	31 34	264	65.49	79.81	65.46	50.43	65.30	15 5
Vicksburg.....	32 23	350	65.79	80.52	65.54	50.45	65.57	8 11
MISSOURI :								
St. Joseph.....	39 45	.....	52.80	74.74	51.12	34.32	53.24	2 1
St. Louis.....	38 37	481	55.09	76.12	55.88	32.90	55.00	41 0
MONTANA :								
Fort Shaw.....	47 30	6000	45.22	67.50	47.74	25.41	46.47	3 4
Helena City.....	46 37	4150	33.76	70.28	48.94	19.16	43.04	1 7
NEBRASKA :								
Fort Kearney.....	40 38	2360	46.53	72 41	49.26	21.91	47.53	15 11
Omaha.....	41 15	1300	48.40	74.26	51.10	23.36	49.28	4 0
NEVADA :								
Fort Churchill.....	39 17	4284	52.45	75.18	54.36	34.55	54.13	7 10
NEW HAMPSHIRE :								
Concord.....	43 12	374	43.62	67.52	48.64	22.81	45.65	22 2
Hanover.....	43 42	530	40.87	65.15	44.76	19.17	42.49	20 0
Manchester.....	42 59	300	47.80	70.02	51.14	25.90	48.72	14 1
Portsmouth.....	43 05	38	44.02	66.99	47.88	25.15	46.01	9 11
NEW JERSEY :								
Burlington.....	40 04	60	49.71	72.01	54.81	31.22	51.94	13 3
Newark.....	40 44	35	47.86	70.35	53 04	30.75	50.50	24 5
Trenton.....	40 14	60	50.46	73.03	54.90	32.66	52.76	11 0
NEW MEXICO :								
Fort Craig.....	33 36	4576	61.86	80.10	59.88	39.62	60.37	13 10
Santa Fé.....	35 41	6846	50.06	70.50	51.34	30.28	50.54	18 6
NEW YORK :								
Albany.....	42 39	130	46.54	70.43	49.56	25.26	47.95	45 11
Auburn.....	42 55	650	44.57	68.43	48.30	25.88	46.80	28 0
Buffalo.....	42 53	600	42.92	67.73	50.33	26.58	46.89	12 7
Ithaca.....	42 25	417	46.48	68.29	49.51	28.86	48.29	20 10
Kingston.....	41 55	188	48.70	70.30	51.28	28.29	49.64	19 10
Malone.....	44 50	703	43.17	64.19	44.98	21.31	43.41	3 0
Newburgh.....	41 31	74	47.81	70.67	52.92	28.57	49.99	27 1

TABLES OF TEMPERATURE IN AMERICA—(Continued).

PLACES.	Latitude.	Height Feet.	Spring	Summer.	Autumn.	Winter.	Year, Mean.	No. of years & mos.
NEW YORK—(Continued):								
New York.....	40 50	25	48.26	72.62	54.54	31.93	51.83	21 8
Utica.....	43 05	473	44.77	67.17	48.33	24.71	46.25	27 2
West Point.....	41 21	167	49.27	72.24	54.11	30.26	51.47	46 5
NORTH CAROLINA:								
Chapel Hill.....	35 58	.....	58.85	76.80	60.46	42.92	59.76	20 0
Raleigh.....	35 48	317	56.92	77.24	59.79	40.14	58.52	2 11
OHIO:								
Cincinnati.....	39 06	540	54.13	75.24	55.21	34.28	54.72	36 8
Cleveland.....	41 30	643	46.28	69.68	51.67	28.32	49.99	17 1
Columbus.....	39 57	834	53.56	74.44	50.95	34.22	53.29	3 0
Hillsboro.....	39 10	1150	50.01	70.44	51.64	30.52	50.65	32 4
Kelley's Island.....	41 36	587	45.46	71.33	53.24	28.52	49.64	11 9
Marietta.....	39 28	670	51.98	71.29	52.85	32.84	52.24	49 10
Oberlin.....	41 20	800	46.46	70.62	51.59	27.52	49.05	8 5
Steubenville.....	40 25	670	50.99	72.60	52.52	31.22	51.83	39 11
Toledo.....	41 40	604	46.90	70.20	50.83	28.88	49.20	13 10
OREGON:								
Astoria.....	46 11	52	48.72	59.52	52.41	39.35	50.00	18 3
Portland.....	45 30	45	50.12	67.72	54.85	40.23	53.23	2 0
PENNSYLVANIA:								
Alleghany.....	40 29	704	50.23	71.69	51.99	30.87	51.19	33 2
Gettysburg.....	39 49	624	49.83	71.62	51.19	29.88	50.63	24 2
Harrisburg.....	40 16	375	51.76	75.61	55.38	32.18	53.73	29 3
Philadelphia.....	39 56	36	50.7	73.0	54.0	30.5	52.1	57 0
RHODE ISLAND:								
Newport.....	41 30	25	44.84	68.12	53.42	31.16	49.39	40 0
Providence.....	41 50	155	45.27	67.95	51.01	27.41	47.91	34 8
SOUTH CAROLINA:								
Aiken.....	33 32	565	61.32	77.36	61.96	45.82	61.61	8 8
Beaufort.....	32 26	14	62.47	80.67	.....	48.47	.....	1 5
Charleston.....	32 47	20	65.49	79.55	65.63	51.46	65.53	24 8
Columbia.....	34 02	315	61.95	77.89	62.79	45.48	62.03	4 11
TENNESSEE:								
Knoxville.....	35 56	1000	55.80	74.73	58.62	37.82	56.74	6 4
Lookont Mountain.....	35 00	1626	57.57	77.29	59.73	41.10	58.92	4 5
Memphis.....	35 08	262	63.86	79.53	60.32	42.12	60.71	11 3
Nashville.....	36 09	533	59.85	76.32	57.42	39.67	58.32	6 7
TEXAS:								
Austin.....	30 17	650	67.17	81.68	66.88	51.16	66.72	19 0
Galveston.....	29 18	30	69.35	83.73	70.92	53.51	69.38	3 1
San Antonio.....	29 25	600	70.48	83.73	71.56	52.74	69.29	2 4
UTAH:								
Great Salt Lake City.....	40 46	4260	49.93	73.57	53.56	30.33	51.86	9 0
VERMONT:								
Burlington.....	44 23	316	41.61	66.66	47.26	20.97	44.12	29 6
Middlebury.....	44 02	398	42.39	67.20	47.66	21.01	44.57	10 1
Montpelier.....	44 17	540	38.10	64.02	47.61	21.32	42.76	2 5
VIRGINIA:								
Alexandria.....	38 48	56	52.42	76.57	56.20	34.23	54.86	6 8
Fortress Monroe.....	37 00	8	57.34	77.07	61.92	41.77	59.52	45 5
Norfolk.....	36 51	20	56.50	76.53	61.43	41.57	59.01	25 0
Richmond.....	37 32	172	56.51	75.56	58.03	40.03	57.53	7 2
Staunton.....	38 09	1387	51.98	73.60	52.93	37.56	53.79	2 3
WASHINGTON TERRITORY:								
Fort Steilacoom.....	47 11	250	49.20	63.42	51.83	38.78	50.81	17 7
WEST VIRGINIA:								
Kanawha.....	38 53	.....	54.38	71.40	54.65	36.66	54.27	7 10
Romney.....	39 20	573	51.05	73.30	53.79	29.65	51.95	3 1
WISCONSIN:								
Green Bay.....	44 29	732	40 46	68.10	47.43	18.62	43.65	3 0
Janesville.....	42 41	780	44.75	70.43	48.25	20.84	46.07	8 6
Madison.....	43 05	1088	43.47	69.11	48.20	20.84	45.40	9 3
Milwaukee.....	43 04	604	43.04	67.02	48.96	24.00	45.75	26 7
WYOMING:								
Fort Bridger.....	41 20	6656	38.75	62.98	42.56	20.81	41.27	10 6
Fort Laramie.....	42 12	4472	46.93	72.59	49.39	29 31	49.56	17 9

NOTE.—The last column indicates the number of years covered by the observations. The temperatures are by the standard of Fahrenheit's thermometer.

The figures in the second column indicate the elevation above the sea-level of each place named in the table.



II.—NORTH AND SOUTH AMERICA.

NOTE.—The sign — indicates a temperature below Zero.

PLACES.	Latitude.	Height Feet.	Spring.	Summer.	Autumn.	Winter.	Year.	No. of Years and Mos.
BAHAMA ISLANDS :	° /		°	°	°	°	°	
Nassau.....	25 05	80	78.62	84.50	80.55	74.70	79.59	3 11
BERMUDA ISLANDS :								
Bermuda.....	32 23	.....	65.19	77.43	72.80	62.42	69.46	12 9
BRAZIL :								
Rio de Janeiro.....	—22 54	.....	77.81	72.37	76.09	82.45	77.18	12 0
BRITISH NORTH AMERICA :								
Boothia Felix.....	69 59	.....	— 5.30	38.04	9.69	—27.71	+ 3.68	2 6
Northumberland Sound.	76 52	.....	— 3.18	33.12	4.15	—34.35	— 0.07	1 0
BUENOS AYRES :								
Buenos Ayres.....	—34 37	.....	64.50	52.60	60.66	73.40	62.79	1 6
CARRIBBEAN ISLANDS :								
Antigua.....	17 08	.....	77.77	80.63	81.73	77.37	79.38	1 0
Guadaloupe.....	15 59	.....	78.21	81.26	80.43	76.32	79.05	3 0
St. Thomas.....	18 21	.....	81.91	82.79	82.88	80.51	82.02	1 11
St. Vincent.....	13 10	.....	80.81	82.16	82.40	79.70	81.27	8 0
CHILI :								
Valparaiso.....	—33 02	.....	61.42	56.82	61.54	.....	.....	1 6
COSTA RICA :								
San José.....	9 54	3772	71.68	69.17	67.97	68.32	69.28	4 1
CUBA :								
Havana.....	23 09	.....	78.88	83.94	79.73	73.66	79.05	11 3
ECUADOR :								
Quito.....	— 0 14	8970	60.26	60.08	63.50	59.72	60.89	2 3
GREENLAND :								
Godthaab.....	64 10	.....	23.26	40.62	29.14	14.14	26.79	14 6
Upernavik.....	72 47	.....	+ 6.35	38.07	20.22	—12.47	13.04	5 0
GUATEMALA :								
Guatemala.....	14 35	4961	68.00	67.28	66.03	63.72	66.26	4 0
GUIANA (BRITISH) :								
Demerara.....	6 45	.. . . .	81.17	81.33	81.33	79.00	80.71	1 6
GUIANA (DUTCH)								
Paramaribo.....	5 44	.....	79.33	80.51	82.73	78.64	80.30	2 0
HONDURAS :								
Belize.....	17 29	.....	80.31	83 18	80.50	76.00	80.00	1 0
ICELAND :								
Reikjavik.....	64 09	.....	37.04	53.54	37.94	29.18	39.43	14 6
JAMAICA :								
Kingston.....	18 00	50	78.07	81.09	79.75	76.16	78.77	1 0
MEXICO :								
Matamoras.....	25 49	55	75.94	84.97	76.98	64.29	75.54	9 2
Mexico City.....	19 27	7665	64.30	63.51	59.90	56.68	61.10	3 11
Vera Cruz.....	19 12	26	77.00	81.92	78.26	70.88	77.02	13 0
NEW BRUNSWICK :								
St. John.....	45 22	135	36.83	57.59	44.97	21.05	40.11	7 0
NEWFOUNDLAND :								
St. Johns. . . . .	47 34	170	36.75	57.52	45.45	25.07	41.20	7 1
NEW GRANADA :								
Aspinwall.....	9 21	6	79.70	79.22	78.71	78.88	79.13	5 10
Bogota.....	4 36	8863	59.54	59.54	58.10	59.18	59.09	1 4
NOVA SCOTIA :								
Halifax.....	44 39	8	38.82	61.72	48.74	25.28	43.64	10 6
ONTARIO :								
Hamilton.....	43 15	300	44.34	69.79	50.45	27.55	48.03	13 6
Toronto.....	43 39	342	40.73	64.99	46.90	24.07	44.17	31 0
PERU :								
Lima.....	—12 03	530	78.44	68.06	69.14	77.60	73.31	2 0
PORTO RICO :								
Porto Rico.....	18 29	.....	79.00	86.89	81.56	78.05	81.37	5 0
PRINCE EDWARD ISLAND :								
Charlottetown.....	46 12	.....	39.00	65.78	47.59	23.34	43.93	1 0
QUEBEC :								
Montreal.....	45 31	57	43.71	70.77	46.94	17.19	44.65	27 0
Quebec.....	46 49	300	38.63	65.34	43.97	13.32	40.31	10 0
SAN DOMINGO :								
San Domingo.....	18 29	.....	85.56	79.25	78.40	82.63	81.46	1 0
URUGUAY :								
Montevideo.....	—34 54	.....	68.00	57.33	64.67	77.33	66.83	1 0
VENEZUELA :								
Caracas.....	10 31	2900	71.65	73.00	72.71	69.71	71.77	1 2

## RAINFALL IN THE UNITED STATES.

These figures of the average Annual Rainfall at the places named are from "Tables of the Precipitation of Rain and Snow in the United States," by C. A. Schott, published by the Smithsonian Institution, Washington, D. C.

Inches.	Inches.	Inches.
Baltimore . . . . . 41.10	Fort Marcy, N. Mex. . 16.65	New Bedford, Mass . . 41.42
Baton Rouge, La. . . . . 60.16	Ft. Massachusetts, Col. 17.06	New Haven, Conn. . . . 44.43
Boston . . . . . 44.99	Fort Myers, Fla. . . . . 56.55	New Orleans, La . . . 51.05
Buffalo, N. Y. . . . . 33.84	Fort Randall, Dak. . . . 16.51	New York . . . . . 43.21
Burlington, Vt. . . . . 34.15	Fort Smith, Ark. . . . . 40.36	Penn Yan, N. Y. . . . . 28.42
Brunswick, Me. . . . . 44.68	Fort Snelling, Minn. . 25.11	Peoria, Ill. . . . . 35.83
Charleston, S. C. . . . . 43.63	Ft. Towson, Ind. Ter. . 57.08	Philadelphia. . . . . 44.05
Cleveland, Ohio. . . . . 37.61	Ft. Vancouver, Wash. T. 38.84	Pittsburgh, Pa. . . . . 37.09
Cincinnati. . . . . 44.87	Fortress Monroe . . . . 47.04	Providence, R. I. . . . . 41.54
Dalles, Or. . . . . 21.74	Gaston, N. C. . . . . 43.40	Richmond, Ind. . . . . 43.32
Detroit, Mich. . . . . 30.05	Hanover, N. H. . . . . 40.32	Sacramento, Cal. . . . . 19.56
Fort Bliss, Tex. . . . . 9.56	Huntsville, Ala. . . . . 54.88	Salt Lake, Utah. . . . . 23.85
Fort Bridger, Utah. . . . 6.12	Key West, Fla. . . . . 36.23	San Francisco, Ca. . . . 21.69
Fort Brown, Tex. . . . . 33.44	Macinac, Mich. . . . . 23.96	San Diego, Cal. . . . . 9.16
Ft. Colville, Wash. T. . 9.83	Marietta, Ohio . . . . . 42.70	Savannah, Ga. . . . . 48.32
Fort Craig, N. Mex. . . . 11.67	Meadow Valley, Cal. . 57.03	Sitka, Alaska. . . . . 83.39
Fort Defiance, Ariz. . . 14.21	Memphis, Tenn. . . . . 45.46	Springdale, Ky. . . . . 48.53
Fort Garland, Col. . . . . 6.11	Milwaukee, Wis. . . . . 30.40	St. Louis, Mo. . . . . 42.18
Ft. Gibson, Indian Ter. 36.37	Muscatine, Iowa. . . . . 42.88	Washington, Ark. . . . . 54.50
Fort Hoskins, Or. . . . . 66.71	Mt. Vernon Ars'l, Ala. 66.14	Washington, D. C. . . . 37.52
Fort Kearney, Neb. . . . . 25.25	Natchez, Miss. . . . . 53.55	White Sulph. Spring, Va. 37.54
Fort Laramie, Wy. . . . . 15.16	Neah Bay, Wash. Ter. 123.35	
Ft. Leavenworth, Kan. 31.74	Newark, N. J. . . . . 44.85	

## Average Annual Rainfall in Some Other Parts of America.

Inches.	Inches.	Inches.
Bermuda . . . . . 55.34	Maranhã . . . . . 277.00	St. John's, Newfound. 58.30
Cayenne . . . . . 116.00	Rio Janeiro. . . . . 59.02	Toronto, Canada. . . . 35.17
Cordova, Mex. . . . . 112.08	San Domingo . . . . . 107.06	Vera Cruz, Mex. . . . . 183.20
Havana. . . . . 91.02	St. John's, N. Bruns. 51.12	

## Average Annual Rainfall in Europe.

From Knight's Mechanical Dictionary, 1876.

Inches.	Inches.	Inches.
Aberdeen, Scotland. . 28.87	Cork, Ireland. . . . . 40.02	Marseilles, France . . 23.04
Armagh, Ireland. . . . 36.12	Copenhagen, Den. . . 18.35	Milan, Italy. . . . . 38.01
Bath, England . . . . . 30.00	Dublin, Ireland . . . . 21.01	Naples. . . . . 29.64
Bergen, Norway. . . . . 88.61	Geneva, Switzerland. 31.07	Paris. . . . . 22.64
Berlin, Prussia. . . . . 23.56	Glasgow, Scotland. . 21.33	Prague, Austria . . . . 14.01
Bordeaux, France. . . . 34.00	Limerick, Ireland . . . 35.00	Rome. . . . . 30.86
Borrowdale, Eng. . . . 141.54	Lisbon, Portugal. . . . 27.01	Stockholm, Sweden. . 20.04
Brussels, Belgium. . . 28.06	Liverpool. . . . . 34.05	St. Petersburg. . . . . 17.03
Cambridge, England. . 24.09	London. . . . . 24.04	Truro, England. . . . . 44.00
Cracow, Austria . . . . 13.03	Manchester, Eng. . . . 36.02	York, England. . . . . 23.00
Coimbra, Portugal . . 118.08	Mannheim, Ger. . . . . 22.47	



THE METRIC OR DECIMAL SYSTEM.

As applied to weights and measures, the metric system has been adopted by France, Germany, Italy, Spain, Portugal, Belgium, Netherlands, Greece, Mexico, Brazil, Peru, Chili, etc. Switzerland, Denmark, and Austria have partially adopted it, and it is legalized or permissive (not compulsory) in the United States and in Great Britain. As applied to measures of length, the standard unit is the metre, ascertained with mathematical exactness to be one ten-millionth part of a terrestrial meridian. The unit of volume (or litre) is the capacity of a cubical vessel measuring one tenth of a metre on its edges; and the unit of weight is the actual weight of distilled water which will fill such a vessel. The following tables exhibit the various designations of weights and measures under the metric system, and their equivalents in existing American or English weights and measures, as legalized by act of Congress, July 27, 1866.

MEASURES OF LENGTH.

<i>Metric denominations and values.</i>		<i>Equivalents in denominations in use.</i>
Myriametre . . . . .	10,000 metres.	6.2137 miles.
Kilometre . . . . .	1,000 "	0.62137 miles, or 3,280 feet, 10 inches.
Hectometre . . . . .	100 "	328 feet, 1 inch.
Decametre . . . . .	10 "	393.7 inches.
Metre . . . . .	1 metre.	39.37 inches.
Decimetre . . . . .	$\frac{1}{10}$ of a metre.	3.937 inches.
Centimetre . . . . .	$\frac{1}{100}$ " "	0.3937 inches.
Millimetre . . . . .	$\frac{1}{1000}$ " "	0.0394 inches.

MEASURES OF CAPACITY.

<i>Metric denominations and values.</i>			<i>Equivalents in denominations in use.</i>	
Names.	No. of litres.	Cubic Measure.	Dry measure.	Liquid or wine measure.
Kilolitre. or stere..	1,000	1 cubic metre.	1.308 cubic yards.	264.17 gallons.
Hectolitre . . . . .	100	$\frac{1}{10}$ of a cub. metr.	2 bush's, 3.35 pecks.	26.417 gallons.
Decalitre . . . . .	10	10 cub. decimtrs.	9.08 quarts.	2.6417 gallons.
Litre . . . . .	1	1 cub. decimetre.	0.908 quarts.	1.0567 quarts.
Decilitre . . . . .	$\frac{1}{10}$	$\frac{1}{10}$ of a c. decimtr.	6.1022 cubic inches.	0.845 gills.
Centilitre . . . . .	$\frac{1}{100}$	10 cub. centimtrs.	0.6102 " "	0.335 fluid oz.
Millilitre . . . . .	$\frac{1}{1000}$	1 cub. centimetre.	0.061 " "	0.27 fluid oz.

MEASURES OF SURFACE.

<i>Metric denominations and values.</i>		<i>Equivalents in denominations in use.</i>
Hectare . . . . .	10,000 square metres.	2.471 acres.
Are . . . . .	100 " "	119.6 square yards.
Centare . . . . .	1 square metre.	1,550 square inches.

WEIGHTS.

<i>Metric denominations and values.</i>		<i>Equivalents in denominations in use.</i>
Names.	Number of grammes.	Avoirdupois weight.
Millier or tonneau . . . . .	1,000,000	2204 6 pounds.
Quintal . . . . .	100,000	220.46 " "
Myriagramme . . . . .	10,000	22.046 " "
Kilogramme or kilo . . . . .	1,000	2.2045 " "
Hectogramme . . . . .	100	3.5274 ounces.
Dekagramme . . . . .	10	0.3527 " "
Gramme . . . . .	1	15.432 grains.
Decigramme . . . . .	$\frac{1}{10}$	1.5432 " "
Centigramme . . . . .	$\frac{1}{100}$	0.1543 " "
Milligramme . . . . .	$\frac{1}{1000}$	0.0154 " "

## CUSTOMS REVENUE OF THE UNITED STATES.

*A Comparative Statement showing the Customs Revenue, Amount of Dutiable and Free Goods Imported, and the Average Rate of Duty in each Year from 1821 to 1880, inclusive.*

[From the Official Reports on Commerce and Navigation.]

YEAR.	Receipts from Customs.	Imports.		Total Amount Imported.	Per cent on Dutiable	Per cent on Aggregate.
		Free.	Dutiable.			
1821.....	\$18,475,704	\$10,082,313	\$52,503,411	\$62,585,724	35.6	29.5
1822.....	21,066,066	7,293,708	75,942,833	83,241,541	31.7	28.9
1823.....	22,402,024	9,048,288	68,530,979	77,579,267	32.7	28.8
1824.....	25,486,817	12,563,773	67,985,234	80,549,007	37.5	31.6
1825.....	31,653,871	10,947,510	85,392,565	96,340,075	37.1	32.8
1826.....	26,083,862	12,567,769	72,406,708	84,974,477	34.6	30.7
1827.....	27,948,957	11,855,104	67,628,964	79,484,068	41.3	35.1
1828.....	29,951,252	12,379,176	76,130,648	88,509,824	39.3	33.8
1829.....	27,688,701	11,805,501	62,687,026	74,492,527	44.3	37.1
1830.....	28,389,505	12,746,245	58,130,675	70,876,920	48.8	40
1831.....	36,596,118	13,456,625	89,734,499	103,191,124	40.8	35.4
1832.....	29,341,176	14,249,453	86,779,813	101,029,266	33.8	29
1833.....	24,177,578	32,477,950	75,670,361	108,118,311	31.9	22.4
1834.....	18,960,706	68,393,180	58,128,152	126,521,332	32.6	15
1835.....	25,890,727	77,940,493	71,955,249	149,895,742	26.0	17.2
1836.....	30,818,328	92,056,481	97,923,554	189,980,035	31.6	16.2
1837.....	18,134,131	69,250,031	71,739,186	140,989,217	25.3	12.4
1838.....	19,702,825	60,860,005	52,857,399	113,717,404	37.8	17.3
1839.....	25,554,534	76,401,792	85,690,340	162,092,132	29.9	15.8
1840.....	15,104,791	57,196,204	49,945,315	107,141,519	30.4	14.1
1841.....	19,919,492	66,019,731	61,926,446	127,946,177	32.2	15.6
1842.....	16,662,747	30,627,486	69,534,601	100,162,087	23.1	16.6
1843.....	10,208,000	35,574,584	29,179,215	64,753,799	35.7	15.7
1844.....	29,236,357	24,766,881	83,668,154	108,435,035	35.1	26.9
1845.....	30,952,416	22,147,840	95,105,724	117,254,564	32.5	26.4
1846.....	26,712,668	24,767,739	96,924,058	121,691,797	26½	21.9
1847.....	23,747,865	41,772,636	104,773,002	146,545,638	22½	16.2
1848.....	31,757,071	22,716,603	132,282,325	154,993,928	24	20.4
1849.....	28,346,739	22,377,665	125,479,774	147,857,439	23	19.2
1850.....	39,668,686	22,710,382	145,427,936	178,138,318	25.2	22.3
1851.....	49,017,568	25,106,587	191,118,345	216,224,932	26	22.6
1852.....	47,339,326	29,692,934	183,252,508	212,945,442	26	22.2
1853.....	58,931,865	31,383,534	236,595,113	267,978,647	25	22
1854.....	64,224,190	33,285,821	271,276,560	304,562,381	23.5	21.1
1855.....	53,025,794	40,090,336	221,378,184	261,468,520	23	20.3
1856.....	64,022,863	56,955,706	257,684,236	314,439,942	25	20.3
1857.....	63,875,905	66,729,306	294,160,835	360,890,141	21.5	17.7
1858.....	41,789,621	80,319,275	202,293,875	282,613,150	20	14.8
1859.....	49,565,824	79,721,116	259,047,014	338,768,130	19	14.6
1860.....	53,187,511	90,841,749	279,872,327	362,166,254	19	14.7
1861.....	39,582,126	117,469,962	218,180,191	335,650,153	18.14	11.79
1862.....	49,056,398	69,136,705	136,635,024	205,771,729	35.90	23.84
1863.....	69,059,642	44,826,029	208,093,891	252,919,920	33.19	27.30
1864.....	102,316,153	54,241,944	275,320,951	329,562,895	37.16	31.04
1865.....	84,928,260	54,329,583	194,226,064	248,555,652	43.75	34.17
1866.....	179,046,630	69,728,618	375,783,540	445,512,158	47.65	40.19
1867.....	176,417,811	45,203,970	372,627,601	417,831,571	47.34	42.22
1868.....	164,464,599	29,379,149	342,245,659	371,624,808	48.05	44.25
1869.....	180,048,427	41,454,563	395,859,687	437,314,255	45.48	41.17
1870.....	192,878,265	46,508,795	415,845,856	462,354,651	46.37	41.71
1871.....	206,270,408	57,857,761	483,635,947	541,493,708	42.64	38.11
1872.....	216,370,287	61,010,902	579,327,864	640,338,766	37.34	33.77
1873.....	188,089,523	166,296,821	497,320,326	663,617,147	37.82	28.34
1874.....	163,103,834	180,117,061	415,748,693	595,865,754	39.20	27.54
1875.....	157,167,722	167,255,005	379,795,113	547,050,113	41.38	28.73
1876.....	148,071,985	156,298,594	320,379,277	476,677,871	46.21	31.06
1877.....	130,956,493	181,528,251	298,989,238	480,517,489	43.79	27.25
1878.....	139,170,680	171,099,579	295,773,267	466,872,846	44.01	27.88
1879.....	137,250,048	162,977,505	303,096,270	466,073,775	45.28	29.44
1880.....	186,522,065	208,301,863	459,652,883	667,954,746	40.57	27.92

NOTE.—The percentages of duty are only approximately, not absolutely correct, the rates being computed for the earlier years upon the gross value of merchandise, etc., imported, instead of upon the value of goods entering into consumption in the respective years.



PRINCIPAL IMPORTS INTO THE UNITED STATES, WITH RATES OF DUTY THEREON.

Table Showing Quantities, Values, Total Duties, Rates of Duty and Average Duty, *ad valorem*, on all Imported Commodities Paying \$100,000 or Upwards into the Treasury, in the Year 1880.

Compiled from the Official Report on Commerce and Navigation of the United States for 1880.

COMMODITIES.	Quantities.	Values. Dollars.	Rate of Duty.	Total Duties. Dollars.	Average Duty, <i>ad val</i> , per ct.
Animals: Living.....		3,675,518	20 per cent.	735,104	20.
Beer, Ale and Porter, bottles.....	540,265	485,438	35c. per gal.	189,093	38.95
Do. Do. total imports, &c. ....		754,293		298,453	39.56
Books, Periodicals and Pamphlets.....		2,059,864	25 per cent.	514,966	25.
Braids, Plaits, &c., of Straw.....		2,045,613	30 per cent.	613,684	30.
Brass and Manufactures of.....		339,131	35 per cent.	118,696	35.
<b>BREADSTUFFS:</b>					
Barley.....bushels...	7,018,636	4,490,020	15c. bushel.	1,052,795	23.44
Barley Malt.....	"	828,900	20 per cent.	165,780	20.
Rice, cleaned.....	46,314,785	1,212,508	2½c. $\text{c. } \text{lb.}$	1,157,870	95.49
<b>TOTAL BREADSTUFFS.....</b>		<b>7,415,444</b>		<b>2,558,677</b>	<b>34.50</b>
Bristles, lbs.....pounds...	873,526	923,024	15c. $\text{c. } \text{lb.}$	131,029	14.20
Brushes of all kinds.....		369,464	40 per cent.	147,786	40.
Buttons and Button Moulds.....		3,478,332	30 per cent.	1,043,500	30.
<b>CHEMICALS, DRUGS AND MEDICINES:</b>					
Aniline Dyes or Colors.....	563,872	976,405	{ 50c. $\text{c. } \text{lb.}$ } { & 35 p. c. }	623,678	63.87
Medical Preparations, not otherwise specified.....		362,116	40 per cent.	144,846	40.
Opium.....pounds...	243,211	858,225	\$1 $\text{c. } \text{lb.}$	243,211	59.86
Opium, prepared, for smoking...lbs..	77,196	773,796	\$6 $\text{c. } \text{oz.}$	463,176	59.86
Potash, Chromate and Bi-Chrom. of... " Nitrate of (crude Saltpetre)...	3,505,740 11,309,351	350,279 428,904	4c. $\text{c. } \text{lb.}$ 1c. $\text{c. } \text{lb.}$	140,230 113,093	40.03 26.37
Soda, Caustic.....pounds...	43,693,333	1,056,497	1½c. $\text{c. } \text{lb.}$	655,400	62.04
Soda Ash.....pounds...	289,511,967	4,292,633	¼c. $\text{c. } \text{lb.}$	723,780	16.86
<b>TOTAL CHEMICALS, DYES, DRUGS, &amp;C.....</b>		<b>13,499,085</b>		<b>4,079,817</b>	<b>30.29</b>
CLAY, TOTAL.....		192,015	\$3@5 $\text{c. } \text{ton.}$	100,351	{ 25.a { 50.
Clocks and Watches: Watches, gold and silver.....		1,388,446	25 per cent.	347,111	25.
<b>TOTAL CLOCKS AND WATCHES.....</b>		<b>1,771,291</b>		<b>470,114</b>	<b>26.54</b>
Coal, bituminous and shale, tons.....	471,817	1,588,312	75c. $\text{c. } \text{ton.}$	353,863	{ 22.a { 28 { p. c. { 10.a { 54 { p. c. { 35.
Copper and Manufactures of, total.....		943,433		273,628	
Corsets and Corset Cloth.....	47,893	390,301	35 per cent.	136,605	35.
<b>COTTON, MANUFACTURES OF:</b>					
Plain, bleached, value 20 cts. or less per square yard.....	7,235,966	849,947	5½c. $\text{c. } \text{sq. y.}$	397,978	46.82
Printed or colored, over 100 threads per square in., and not exceed'g 200.	4,429,723	645,014	5½c. & 20 p.c.	372,638	57.77
Hosiery.....		7,459,992	35 per cent.	2,610,977	35.
Jeans, Denims, &c., over 100 and not over 200 threads to square inch.....	4,780,902	805,154	{ 6½c. $\text{c. } \text{sq. y.}$ } { & 20 p. c. }	431,532	53.60
Laces, &c.....		5,017,580	35 per cent.	1,756,240	35.
Ready-made Clothing.....		393,092	35 per cent.	137,582	35.
Thread, value 40@60c. per pound.....	682,704	358,911	{ 20c. $\text{c. } \text{lb.}$ } { & 20 p. c. }	208,323	58.04
" " 60@80c. per pound.....	855,218	608,225	{ 30c. $\text{c. } \text{lb.}$ } { & 20 p. c. }	378,210	62.18
" value over 80c. per pound....	1,049,475	1,219,960	{ 40c. $\text{c. } \text{lb.}$ } { & 20 p. c. }	663,782	54.41
Velvets, Velveteens, &c.....		1,272,782	35 per cent.	445,474	35.
Manufactures of Cotton, all other.....		6,338,970	35 per cent.	2,218,639	35.
<b>TOTAL COTTON MANUFACTURES.....</b>		<b>25,723,252</b>		<b>9,976,418</b>	<b>38.78</b>

PRINCIPAL IMPORTS INTO THE UNITED STATES, WITH RATES OF DUTY THEREON, 1880.—Continued.

COMMODITIES.	Quantities.	Values. Dollars.	Rate of Duty.	Total Duties. Dollars.	Average Duty, <i>ad val.</i> , per ct.
Diamonds (cut) and other precious stones (not cut).....		6,690,911	10 per cent.	669,091	10.
EARTHENWARE AND CHINA:					
China, Porcelain, white, plain Parian ware.....		334,371	45 per cent.	150,467	45.
China, Porcelain, gold or ornamental ware.....		1,188,847	50 per cent.	594,424	50.
Other Earthenware, Stone or Crock'y.....		3,945,666	40 per cent.	1,578,266	40.
TOTAL EARTHENWARE AND CHINA.....		5,500,994		2,331,154	42.37
EMBROIDERIES:					
Cotton or Wool, not otherwise spec'd.....		3,115,602	35 per cent.	1,090,460	35.
FANCY ARTICLES:					
Beads and Bead Ornaments.....		819,259	50 per cent.	409,629	50.
Dolls.....		553,497	35 per cent.	193,724	35.
Fans.....		427,187	35 per cent.	149,515	35.
Feathers, crude (not dressed).....		1,356,628	25 per cent.	339,157	25.
Feathers and Flowers, artificial and ornamental.....		906,082	50 per cent.	453,041	50.
Toys.....		398,042	50 per cent.	199,021	50.
TOTAL FANCY ARTICLES.....		5,205,363		2,140,483	41.12
Fire-Crackers.....boxes....	202,361	214,738	\$1 $\frac{3}{4}$ box.	202,361	94.24
Fish: Sardines, quarter boxes.....	13,378,244	1,048,535	4c. per box.	535,130	51.04
TOTAL FISH.....		1,472,114		601,088	40.83
FLAX AND MANUFACTURES OF:					
Flax Linen, brown or bleached, value 30c. or less per square yard.....		10,428,826	35 per cent.	3,650,089	35.
Flax Linen, brown or bleached, value above 30c. per square yard.....		2,440,244	40 per cent.	976,097	40.
Burlaps and like Manufactures of Flax, Jute or Hemp, Cotton B'gs, &c.....		4,104,631	30 per cent.	1,231,389	30.
Canvas, valued at 30c. or less per square yard.....		682,065	35 per cent.	238,722	35.
Handkerchiefs.....		748,200	40 per cent.	299,280	40.
Thread, Pack-Thread and Twine.....		1,058,952	40 per cent.	423,581	40.
All other Manufactures of Flax.....		1,333,954	40 per cent.	533,582	40.
TOTAL FLAX AND MANUFACTURES OF... ..		22,228,438		7,496,661	33.72
FRUITS, INCLUDING NUTS:					
Currants.....pounds....	18,007,492	600,603	1c. $\frac{3}{4}$ lb.	180,075	29.98
Figs..... " ..	6,266,413	440,507	2 $\frac{1}{2}$ c. $\frac{3}{4}$ lb.	156,660	35.56
Lemons and Oranges.....		4,598,484	20 per cent.	919,697	20.
NUTS—Almonds, shelled.....pounds....	2,210,144	258,453	6c. $\frac{3}{4}$ lb.	132,608	51.31
Filberts and Walnuts.. " ..	6,214,185	388,444	3c. $\frac{3}{4}$ lb.	186,425	47.99
Plums, pres'v'd in bottles.....		393,974	35 per cent.	137,891	35.
Prunes.....pounds....	33,823,415	1,909,350	1c. $\frac{3}{4}$ lb.	338,234	17.71
Raisins..... " ..	39,542,925	2,274,763	2 $\frac{1}{2}$ c. $\frac{3}{4}$ lb.	988,573	43.46
TOTAL FRUITS AND NUTS.....		12,695,779		3,401,413	26.79
FURS AND MANUFACTURES OF:					
Dressed, on the skin.....		1,400,444	20 per cent.	280,088	20.
Do. not dressed.....		2,214,397	20 per cent.	442,879	20.
TOTAL FURS AND MANUFACTURES OF... ..		3,823,039		796,125	20.81
GLASS AND MANUFACTURES OF:					
Bottles, containing liquor.....	4,276,410		{ 3c. each, less 10 per ct. }	128,292	.....
Porcelain, Bohemian, Cut, &c.....		722,637	40 per cent.	289,054	40.
Plate Glass, not silvered, over 24x30, and not over 24x60.....Sq. feet.	719,373	285,419	25c. $\frac{3}{4}$ sq. ft.	179,843	63.01
Plate Glass, over 24x60..... " ..	874,522	390,741	50c. $\frac{3}{4}$ sq. ft.	437,260	111.91
Plate Glass, cast, polished or silvered, over 16x24, and not over 24x30.....	1,648,187	557,998	10c. $\frac{3}{4}$ sq. ft.	164,818	29.54
Window Glass, unpolished, not over 10x15 inches.....Sq. feet.	12,041,215	308,978	1 $\frac{1}{2}$ c. $\frac{3}{4}$ lb.	180,618	58.46
Above 10x15 and not above 16x24..Sq. f.	11,077,758	333,063	2c. $\frac{3}{4}$ lb.	221,555	66.52



PRINCIPAL IMPORTS INTO THE UNITED STATES, WITH RATES OF DUTY THEREON.—Continued.

COMMODITIES.	Quantities.	Values. Dollars.	Rate of Duty.	Total Duties. Dollars.	Average Duty, <i>ad val.</i> , per ct.
Above 16x24, and not above 24x30.Sq. f.	10,693,878	351,464	2½c. $\text{¢}$ lb.	267,345	76.07
Do. 24x30..... "	10,137,670	412,472	3c. $\text{¢}$ lb.	304,112	73.73
Manufactures of, not otherwise specified .....		951,047	40 per cent.	380,419	40.
<b>TOTAL GLASS AND MANUFACTURES OF..</b> .....		5,133,285		2,811,368	54.76
Hair and Manufactures of.....		8,400,172		172,595	{ 10.a 66 p. c.
Hats, Bonnets and Hoods, straw.....		1,218,284	40 per cent.	487,313	40.
<b>HEMP, JUTE AND OTHER FIBRES:</b>					
Bags, Cotton Bags and Bagging.....		1,448,974	40 per cent.	579,569	40.
Jute and Sunn Hemp, cwts.....	241,823	834,557	\$15 $\text{¢}$ ton.	131,367	21.71
Jute Butts, cwts.....	1,297,729	2,649,098	\$6 $\text{¢}$ ton.	389,318	14.70
Manila and India Hemp, cwts.....	441,001	2,672,367	\$25 $\text{¢}$ ton.	551,252	20.62
Sisal Grass and other vegetable substances used for cordage, cwts.....	197,004	1,024,095	\$15 $\text{¢}$ ton.	193,227	14.38
<b>TOTAL HEMP, JUTE AND OTHER FIBRES.</b> .....		9,920,009		2,164,048	21.81
<b>IRON AND MANUFACTURES OF:</b>					
Band, Hoop and Scroll Iron, not thinner than ½ inch, lbs.....	12,879,447	265,456	1¼c. $\text{¢}$ lb.	160,993	67.65
Under ½ inch, lbs.....	21,963,237	438,113	1½c. $\text{¢}$ lb.	329,448	75.19
Bar Iron, rolled or hammered, lbs.....	154,206,425	2,946,101	1c. $\text{¢}$ lb.	1,542,664	52.34
Ore, tons .....	416,174	1,173,842	20 per cent.	234,768	20.
Pig Iron, tons.....	12,335,918	11,618,999	\$7 $\text{¢}$ ton.	4,317,568	37.16
Railway Bars, lbs.....	117,821,071	1,635,980	70c. $\text{¢}$ 100 lbs.	824,747	50.44
Rolled or hammered Iron, not otherwise specified, lbs.....	56,731,155	1,297,967	1¼c. $\text{¢}$ lb.	709,139	54.63
Scrap Iron, cast, cwts.....	477,089	424,159	\$6 $\text{¢}$ ton.	143,126	33.74
Do. do. wrought, cwts.....	9,629,702	9,747,500	\$8 $\text{¢}$ ton.	3,851,880	39.52
Sheet Iron, common, not thinner than No. 20, wire gauge, lbs.....	10,551,135	240,376	1¼c. $\text{¢}$ lb.	131,889	54.87
Smoothed or polished, lbs.....	3,892,407	305,687	3c. $\text{¢}$ lb.	116,772	38.20
Wire, not thinner than No. 16, wire gauge .....	10,219,593	379,730	{ 2c. $\text{¢}$ lb. & 15 per c. }	261,351	68.83
Manufactures of Iron, not otherwise specified.....		2,620,412	35 per cent.	917,144	35.
<b>TOTAL IRON AND MANUFACTURES OF...</b> .....		34,318,531		14,103,375	41.09
<b>STEEL AND MANUFACTURES OF:</b>					
Cutlery, Knives.....		1,123,529	50 per cent.	561,764	50.
All other Cutlery, including sword blades .....		599,074	35 per cent.	209,676	35.
In ingots, bars, sheets, &c., valued at 7c. or less per pound, lbs.....	11,766,794	571,458	2¼c. $\text{¢}$ lb.	264,753	46.33
Valued at over 7c. and not above 11c.	7,919,057	753,050	3c. $\text{¢}$ lb.	237,572	31.55
Muskets, Rifles and other fire-arms..		751,999	35 per cent.	263,199	35.
Needles, sewing, knitting, etc.....		454,934	25 per cent.	113,733	25.
Railway Bars or Rails, wholly of steel, lbs .....	118,292,681	1,643,701	1¼c. $\text{¢}$ lb.	1,478,658	89.96
Steel, in forms not otherwise provided for .....		2,565,151	30 per cent.	769,545	30.
Manufactures of Steel not otherwise provided for.....		2,122,431	45 per cent.	955,094	45.
<b>TOTAL STEEL AND MANUFACTURES OF..</b> .....		11,148,454		5,077,249	45.54
Jet, Manufactures of .....		352,553	35 per cent.	123,395	35.
<b>LEAD AND MANUFACTURES OF:</b>					
Pigs, Bars and Molten.....pounds....	6,723,706	246,015	2c. $\text{¢}$ lb.	134,474	54.66
<b>TOTAL LEAD AND MANUFACTURES OF...</b> .....		251,827		137,892	54.75
<b>LEATHER AND MANUFACTURES OF:</b>					
Band, Belting and other Sole.....		726,203	15 per cent.	108,930	15.
Calfskins, tanned, &c.....		2,209,959	25 per cent.	552,489	25.
Gloves and Mitts.....		3,672,423	50 per cent.	1,836,211	50.
Skins for Morocco manufacture.....		1,991,546	10 per cent.	199,154	10.
Upper Leather, all other.....		2,617,717	20 per cent.	523,543	20.

PRINCIPAL IMPORTS INTO THE UNITED STATES, WITH RATES OF DUTY THEREON.—*Continued.*

COMMODITIES.	Quantities.	Values. Dollars.	Rate of Duty.	Rate of Duty. Dollars.	Average Duty, <i>ad val.</i> , per ct.
Manufactures of, not otherwise specified .....		482,586	35 per cent.	168,905	35.
TOTAL LEATHER AND MANUFACTURES OF MARBLE AND MANUFACTURES OF:		11,769,481		3,411,436	28.98
Veined, rough or square, in blocks, cubic feet.....	437,377	531,908	{ 50 p. c. & 20 per c. } per foot. }	325,070	61.11
TOTAL MARBLE AND MANUFACTURES OF Mats and Matting: China and other Floor Mats.....		601,862		360,414	59.88
Metals, Metal Composition, Manufactures, not otherwise provided for:		519,707	30 per cent.	155,912	30.
Bronze .....		658,346	35 per cent.	230,421	35.
Musical Instruments of all kinds.....		892,178	30 per cent.	267,653	30.
OILS:					
Vegetable, fixed or expressed, Salad Oil in bottles or flasks.....gallons...	239,507	405,116	\$1 $\frac{7}{8}$ gallon.	239,507	59.12
TOTAL VEGETABLE OILS, &c.....		741,160		348,784	47.05
Paintings and Statuary, not by American Artists.....		1,930,691	10 per cent.	193,069	10.
Other Paints and Painters' Colors.....		426,289	25 per cent.	105,072	25.
Other Paints and Colors, total.....		1,065,963		382,600	35.89
Papier Maché and Manufactures of.....		1,380,596	35 per cent.	483,208	35.
TOTAL PAPER AND MANUFACTURES OF.....		1,590,181		542,159	34.09
Pickles, Sauce and Capers.....		300,871	35 per cent.	105,305	35.
Potatoes, bushels.....	709,015	274,220	15c. $\frac{7}{8}$ bush.	106,352	38.78
Provisions, not otherwise specified:					
Cheese.....pounds...	2,737,187	443,453	4c. $\frac{7}{8}$ lb.	109,487	24.69
SALT:					
In bags, sacks, &c.....pounds...	400,970,531	1,180,082	12c. $\frac{7}{8}$ 100 lbs.	481,164	40.77
In bulk.....pounds...	449,743,872	548,423	8c. $\frac{7}{8}$ 100 lbs.	359,795	65.60
TOTAL SALT.....		1,750,175		845,293	48.29
Seeds: Flaxseed or Linseed, bushels...		2,205,872	20c. $\frac{7}{8}$ bush.	285,637	12.95
TOTAL SEEDS.....		2,615,926		383,586	14.66
SILK, MANUFACTURES OF:					
Braids, Laces, Fringes, &c.....		2,313,632	60 per cent.	1,388,179	60.
Dress and Piece Goods.....		17,956,328	60 per cent.	10,773,796	60.
Hosiery.....		406,589	60 per cent.	243,953	60.
Ready-Made Clothing.....		328,722	60 per cent.	197,233	60.
Ribbons.....		2,707,794	60 per cent.	1,624,676	60.
Do. cotton edge.....		405,513	50 per cent.	202,756	50.
Silk, Manufactures of, not otherwise specified, wholly of silk.....		3,007,838	60 per cent.	1,804,702	60.
Mixed Goods.....		1,935,707	50 per cent.	967,853	50.
Velvets.....		1,910,775	60 per cent.	1,146,465	60.
TOTAL SILK MANUFACTURES.....		31,460,947		18,556,398	58.98
Soap: Common Castile, &c., lbs.....	3,897,597	236,384	{ 1c. $\frac{7}{8}$ lb. & 30 per c. }	108,091	46.91
TOTAL SOAP.....		304,563		145,722	47.84
SPICE:					
Cassia and Cassia Vera, lbs.....	2,431,033	250,437	10c. $\frac{7}{8}$ lb.	243,103	97.07
Nutmegs, lbs.....	1,064,084	564,079	20c. $\frac{7}{8}$ lb.	212,816	37.73
Pepper, grain, lbs.....	9,061,448	617,702	5c. $\frac{7}{8}$ lb.	453,072	73.35
TOTAL SPICES.....		2,099,431		1,166,238	55.55
SPIRITS AND WINES:					
Brandy, gallons.....	560,456	1,165,972	\$2 $\frac{7}{8}$ gallon.	1,120,913	96.13
Cordials, Liquors and other similar beverages, gallons.....	87,342	121,717	\$2 $\frac{7}{8}$ gallon.	174,685	143.51
Spirits, other, manufactured or dis- tilled from grain, gallons.....	519,040	290,483	\$2 $\frac{7}{8}$ gallon.	1,038,080	357.36



PRINCIPAL IMPORTS INTO THE UNITED STATES, WITH RATES OF DUTY THEREON.—Continued.

COMMODITIES.	Quantities.	Values. Dollars.	Rate of Duty.	Total Duties. Dollars.	Average Duty, <i>ad</i> <i>val.</i> , per ct.
Other, except Brandy, manufactured or dis'd from other matter, galls. ...	213,873	121,640	\$2 $\frac{1}{2}$ gallon.	127,745	351.65
TOTAL SPIRITS AND MANUFACTURES OF SPIRITUOUS COMPOUNDS OR PREPARATIONS .....		1,748,586		2,785,610	159.30
Cologne Water and other Alcoholic perfumery .....	9,703	178,114	{ \$3 $\frac{1}{2}$ gal. } { & 50 p. c. }	118,167	66.34
WINES:					
Champagne and Sparkling Wines, containing from $\frac{1}{2}$ pt. to 1 pt., doz.	148,505	943,771	\$3 $\frac{1}{2}$ doz.	445,516	47.21
Do., from 1 pint to 1 quart, dozen....	112,650	1,351,861	\$6 $\frac{1}{2}$ doz.	675,900	50.
TOTAL CHAMPAGNE.....		2,321,782		1,134,632	48.86
STILL WINES:					
In casks, gallons.....	4,110,633	2,357,659	40c. $\frac{1}{2}$ gal.	1,644,253	69.74
In casks, dozen.....	192,716	956,078	\$1.60 $\frac{1}{2}$ doz.	308,345	32.25
TOTAL STILL WINES.....		3,327,251		1,957,294	58.82
TOTAL SPIRITS AND WINES.....		7,578,282		5,998,624	79.15
SUGAR, MOLASSES AND CONFEC'NERY:					
Molasses, gallons.....	39,433,744	8,978,008	{ 5c. $\frac{1}{2}$ gal. } { & 25 p. c. }	2,464,609	27.45
Syrup of Sugar, Sugar Cane, &c...lbs..	33,709,344	1,036,808	{ 1 $\frac{1}{2}$ c. $\frac{1}{2}$ lb } { & 25 p. c. }	632,050	60.96
SUGAR, DUTCH STANDARD:					
All not above No. 7.....lbs..	299,298,496	11,394,541	{ 1 $\frac{3}{4}$ c. $\frac{1}{2}$ lb } { & 25 p. c. }	6,547,154	57.46
All above No. 7, and not above No. 10.	1,222,747,078	52,407,812	{ 2c. $\frac{1}{2}$ lb. } { & 25 p. c. }	30,568,677	58.33
All above No. 10, and not above No. 13.	67,726,078	3,085,292	{ 2 $\frac{1}{4}$ c. $\frac{1}{2}$ lb } { & 25 p. c. }	1,904,796	61.74
TOTAL SUGAR .....		67,015,831		39,107,256	58.35
TOTAL SUGAR, MOLASSES AND CONFEC-TIONERY.....		77,039,788		42,210,410	54.78
Tin, Manufactures of, in plates, sheets, &c .....	369,435,844	16,524,590	1 1-10c. $\frac{1}{2}$ lb.	4,063,794	24.59
TOBACCO AND MANUFACTURES OF:					
Leaf, unmanufactured.....lbs..	7,186,271	3,835,310	35c. $\frac{1}{2}$ lb.	2,515,194	65.58
Cigars.....lbs..	599,109	2,293,749	{ \$2.50 $\frac{1}{2}$ lb } { & 25 p. c. }	2,071,211	90.33
TOTAL TOBACCO AND MANUFAC'RES OF..		6,179,238		4,681,400	75.76
Vegetables. ....		618,203		121,643	{ 10 p. c. a.35.
WOOD AND MANUFACTURES OF:					
Boards, Planks, Deals, &c....M feet...	442,299	4,469,353	\$2 $\frac{1}{2}$ M feet.	884,598	19.77
Manufactures of, not otherwise specified .....		592,111	35 per cent.	207,239	35.
TOTAL WOOD AND MANUFACTURES OF..		6,159,085		1,336,951	21.70
WOOL AND MANUFACTURES OF:					
Raw or unmanufactured Clothing Wools, value 32c. or less per lb., lbs.	24,907,049	5,644,976	{ 10c. $\frac{1}{2}$ lb. } { & 11 p. c. }	3,111,652	55.12
Value over 32c. per lb., lbs.....	1,166,057	435,947	{ 12c. $\frac{1}{2}$ lb. } { & 10 p. c. }	183,521	42.10
Washed Wools, value 32c. or less per lb., before washed, lbs.....	695,525	320,992	{ 20c. $\frac{1}{2}$ lb. } { & 22 p. c. }	209,723	65.34
TOTAL CLASS 1, CLOTHING WOOLS.....		6,412,273		3,512,896	54.78
CLASS NO. 2:					
Combing Wools, value 32c. or less per lb .....	10,920,605	2,925,417	{ 10c. $\frac{1}{2}$ lb. } { & 11 p. c. }	1,413,796	48.32

PRINCIPAL IMPORTS INTO THE UNITED STATES, WITH RATES OF DUTY THEREON.—*Continued.*

COMMODITIES.	Quantities. Dollars.	Values.	Rate of Duty.	Total Duties. Dollars.	Average Duty, <i>ad val.</i> , per ct.
Value over 32c. per lb .....	2,346,036	875,596	{ 12c. $\frac{7}{8}$ lb. } & 10 p. c. }	369,084	42.15
TOTAL CLASS NO. 2, COMBING WOOLS... ..		3,801,730		1,783,361	46.90
Carpet and other similar Wools, value 12c. or less per lb.....	49,301,443	5,524,952	3c. $\frac{7}{8}$ lb.	1,479,043	26.77
Value over 12c. per lb.....	9,907,849	2,161,250	6c. $\frac{7}{8}$ lb.	594,470	27.51
TOTAL RAW OR UNMANUFACTURED WOOLS.....		17,913,666		7,374,216	41.16
CARPETS AND CARP'NG OF ALL KINDS: Aubusson, Axminster, square yards..	95,983	237,202	50 per cent.	118,601	50.
Brussels Carpet, by Jacques' Machine	118,871	142,955	{ 44c. $\frac{7}{8}$ sq. } yard & { 35 per c. }	102,337	71.58
Brussels Tapestry.....	789,259	504,301	{ 28c. $\frac{7}{8}$ sq. } yd. & 35 p. c. less { 10 per ct. }	397,498	78.82
Screens, Rugs and Covers.....		232,073	45 per cent.	104,433	45.
TOTAL CARPETS AND CARPETING.....		1,313,352		838,805	63.86
DRESS GOODS: Women's and Children's, value 20c. or less per square yard.....Sq. yards..	30,705,622	5,195,735	{ 60c. $\frac{7}{8}$ sq. } yard & { 35 per c. }	3,660,044	70.46
Value over 20c. per square yard.....	33,338,160	9,675,107	{ 8c. $\frac{7}{8}$ sq. } yard & { 40 per c. }	6,529,895	67.61
Weighing 4 oz. or over per square yard, square yards. ....	1,108,819	1,899,224		1,219,138	64.19
TOTAL DRESS GOODS.....		16,752,067		11,409,879	68.11
HOSIERY ONLY: Valued at over 80c. per lb.....lbs...	190,007	468,114	{ 50c. $\frac{7}{8}$ lb. } & 35 p. c. }	258,843	55.29
Manufactures of, not otherwise spec- ified, over 60 and not above 80c. p. lb.	193,573	142,910	{ 40c. $\frac{7}{8}$ lb. } & 35 p. c. }	127,448	89.19
Over 80c. per lb.....	466,399	622,100	{ 50c. $\frac{7}{8}$ lb. } & 35 p. c. }	450,934	72.48
MANUFAC'R'S OF WOOL AND WORSTED: Cloths .....pounds...	6,362,235	8,415,215	{ 50c. $\frac{7}{8}$ lb. } & 35 p. c. }	6,126,443	72.80
Clothing, Ready-Made .....lbs...	201,079	615,054	{ 50c. $\frac{7}{8}$ lb. } & 40 p. c. }	346,561	56.34
Manufactured wholly or in part of Wool.....	183,878	282,016	{ 50c. $\frac{7}{8}$ lb. } & 35 p. c. }	190,645	67.60
Rags, Waste, Shoddy, Mungo and Flocks.....	1,289,146	280,902	12c. $\frac{7}{8}$ lb.	154,697	55.07
Shawls, Worsted, &c., lbs.....	440,588	1,157,755	{ 50c. $\frac{7}{8}$ lb. } & 40 p. c. }	683,396	59.03
Webbings, Beltings, Bindings, Braids, &c.....	184,720	455,813	{ 50c. $\frac{7}{8}$ lb. } & 50 p. c. }	320,267	70.26
Yarns, value over 80c.....	603,036	687,904	{ 50c. $\frac{7}{8}$ lb. } & 35 p. c. }	542,284	78.83
TOTAL WOOL AND MANUFACTURES OF... ..		49,748,212		29,238,370	58.77
Zinc Spelter and Tutenag in blocks or pigs.....pounds...	8,092,620	371,920	1½c. $\frac{7}{8}$ lb.	121,389	32.63
TOTAL DUTIABLE.....		419,506,090		182,580,217	.....
At the average <i>ad valorem</i> rate of duty					43.48



FOREIGN CARRYING TRADE OF THE UNITED STATES.

From the Reports on Commerce and Navigation of the United States.

STATEMENT showing the value of the IMPORTS and EXPORTS of the United States carried respectively in UNITED STATES VESSELS, and in FOREIGN VESSELS, during sixty years ended June 30, 1880, with the percentage carried in vessels of the United States.

Fiscal years.	IMPORTS.		EXPORTS.		Total imports and exports carried in American vessels.	Total imports and exports carried in foreign vessels.	Per-centage carried in Amer-ican vessels.
	American vessels.	Foreign ves-sels.	American vessels.	Foreign ves-sels.			
	\$	\$	\$	\$	\$	\$	
1821.	58,025,890	4,559,825	55,175,572	9,798,410	113,201,462	14,358,235	88.7
1822.	76,984,331	6,257,210	60,715,568	11,444,713	137,699,899	17,701,923	88.4
1823.	71,511,541	6,067,726	65,315,666	9,383,464	136,827,207	15,451,190	89.9
1824.	75,265,053	5,283,954	67,411,706	8,574,951	142,676,759	13,858,905	91.2
1825.	91,902,512	4,437,563	88,799,749	10,735,639	180,702,261	15,173,202	92.3
1826.	80,778,120	4,196,357	69,553,516	8,041,806	150,331,636	12,238,163	92.5
1827.	74,965,496	4,518,572	72,090,544	10,232,283	147,056,040	14,750,855	90.9
1828.	81,951,319	6,558,505	61,108,374	11,156,312	143,059,693	17,714,817	88.9
1829.	69,325,552	5,166,975	62,089,441	10,269,230	131,414,993	15,456,205	89.5
1830.	66,035,739	4,481,181	63,882,719	9,966,789	129,918,458	14,447,970	89.9
1831.	93,962,110	9,229,014	65,546,181	15,764,402	159,508,291	24,993,416	86.5
1832.	90,298,229	10,731,037	66,140,760	21,036,183	156,438,989	31,767,220	83.1
1833.	98,060,772	10,057,539	68,058,231	22,082,202	166,119,003	32,139,741	83.8
1834.	113,700,174	12,821,178	77,693,461	26,643,512	191,393,635	39,464,670	83.0
1835.	135,288,865	14,606,877	94,135,191	27,558,386	229,424,056	42,165,263	84.5
1836.	171,056,442	18,323,593	97,132,457	31,530,583	268,188,899	49,854,176	84.3
1837.	122,177,193	18,812,024	91,207,563	26,211,813	213,384,756	45,023,837	82.6
1838.	103,087,448	10,629,956	89,819,799	18,666,817	112,907,247	29,296,773	84.2
1839.	143,874,252	18,217,880	94,787,548	26,240,468	238,662,200	44,458,348	84.3
1840.	92,802,352	14,339,167	105,622,257	26,463,689	198,424,609	40,802,856	82.9
1841.	113,221,877	14,724,300	94,808,638	24,043,165	208,030,515	41,767,465	83.3
1842.	88,724,280	11,437,807	79,893,023	24,798,511	168,617,303	36,236,318	82.3
1843.	49,971,875	14,781,924	65,053,636	19,292,844	115,025,511	34,074,768	77.1
1844.	94,174,673	14,260,362	78,450,529	32,749,517	172,625,202	47,009,879	78.6
1845.	102,438,481	14,816,083	86,942,442	27,704,164	189,380,923	42,520,247	81.7
1846.	106,008,173	15,683,624	86,550,175	26,928,341	192,558,348	42,621,965	81.7
1847.	113,141,357	33,404,281	100,204,804	53,868,210	213,346,161	87,272,491	70.9
1848.	128,647,232	26,351,696	109,657,931	44,374,200	238,305,163	70,725,896	77.4
1849.	120,382,152	27,475,287	100,533,123	45,222,697	220,915,275	72,697,984	75.2
1850.	139,657,043	38,481,275	99,615,041	52,283,679	239,272,084	90,764,954	72.5
1851.	163,650,543	52,574,389	152,456,689	65,931,322	316,107,232	118,505,711	72.7
1852.	155,258,467	53,038,388	139,476,937	70,181,429	294,735,404	123,219,817	70.5
1853.	191,688,325	76,290,322	155,028,802	75,947,355	346,717,127	152,237,677	69.5
1854.	215,376,273	86,117,821	191,322,266	84,474,054	406,698,539	170,591,875	70.5
1855.	202,234,900	59,233,620	203,250,562	71,906,284	405,485,462	131,139,904	75.6
1856.	219,972,512	64,667,430	232,295,762	94,669,146	482,268,274	159,336,576	75.2
1857.	259,116,170	101,773,971	251,214,857	111,745,825	510,331,027	213,519,796	70.5
1858.	203,700,016	78,913,134	243,491,288	81,153,133	447,191,304	160,066,267	73.7
1859.	216,123,428	122,644,702	249,617,953	107,171,509	465,741,381	229,816,211	66.9
1860.	228,164,855	134,001,399	279,082,902	121,039,394	507,247,757	255,040,793	66.5
1861.	201,544,055	134,106,098	179,972,733	69,372,180	381,516,788	203,478,278	65.2
1862.	92,274,100	113,497,629	125,421,318	104,517,667	217,695,418	218,015,296	50.0
1863.	109,744,580	143,175,340	132,127,891	199,880,691	241,872,471	343,056,031	41.4
1864.	81,212,077	248,350,818	102,819,409	237,442,730	184,061,486	485,793,548	27.5
1865.	74,385,116	174,170,536	93,017,756	262,839,588	167,402,872	437,010,124	27.7
1866.	112,040,395	333,471,763	213,671,466	351,754,928	325,711,861	685,266,691	32.2
1867.	117,209,536	300,622,035	179,788,851	279,399,969	296,998,387	580,022,004	33.9
1868.	122,965,225	248,659,583	175,016,348	301,886,491	297,981,573	550,546,074	35.1
1869.	136,802,024	300,512,231	153,154,748	285,979,781	289,956,772	586,492,012	33.1
1870.	153,237,283	309,140,304	199,732,324	329,786,978	352,969,607	638,927,282	35.6
1871.	163,285,710	363,020,644	190,378,462	392,801,932	353,664,172	755,822,576	31.8
1872.	177,286,302	445,416,783	168,044,799	£93,929,579	345,331,101	839,346,362	29.1
1873.	174,739,839	471,806,765	171,566,758	494,915,886	346,306,597	966,722,651	26.4
1874.	176,027,778	405,320,135	174,424,216	533,885,971	350,451,994	939,206,106	27.2
1875.	157,872,726	382,949,568	156,385,066	501,838,949	314,257,792	884,788,517	26.2
1876.	143,389,704	321,130,500	167,686,467	492,215,487	311,076,171	613,345,987	27.7
1877.	151,834,067	329,565,833	164,826,214	530,354,703	316,660,281	859,920,536	26.9
1878.	146,499,282	307,407,565	166,512,291	569,588,781	313,011,573	876,996,346	26.3
1879.	143,590,353	310,499,599	128,425,339	600,769,633	272,015,692	911,269,232	22.9
1880.	164,087,606	579,394,159	115,917,891	730,072,637	280,005,097	1,309,466,796	17.6



TONNAGE OF THE UNITED STATES, 1789-1880.

Comparative View of the Distribution of the Tonnage of the United States Merchant Marine, employed in the Foreign Trade, the Coastwise Trade, and the Fisheries, each Year, from 1789 to 1880.

Compiled from the Annual Reports of the Register of the Treasury,

YEARS.	Foreign Trade.	Coastwise Trade.	Whale Fisheries.	Cod and Mackerel Fisheries.	Sail.	Steam.	Total.	Annual Increase or Decrease per cent.
	Tons.	Tons.	Tons.	Tons.	Tons.	Tons.	Tons.	
1789.....	123,893	68,607	.....	9,062	201,562	.....	201,562	.....
1790.....	346,254	103,775	.....	23,348	478,377	.....	478,377	137.33
1791.....	363,110	106,494	.....	32,542	502,146	.....	502,146	4.96
1792.....	411,438	120,957	.....	32,062	564,457	.....	564,457	12.35
1793.....	367,734	122,071	.....	30,959	520,764	.....	520,764	- 7.74
1794.....	438,863	162,578	4,129	23,048	628,618	.....	628,618	20.71
1795.....	529,471	184,398	3,163	30,933	747,965	.....	747,965	19.09
1796.....	576,733	217,841	2,364	31,962	831,900	.....	831,900	11.22
1797.....	597,777	237,403	1,104	40,628	876,912	.....	876,912	5.41
1798.....	603,376	251,443	763	42,746	898,328	.....	898,328	2.49
1799.....	657,142	246,640	5,647	29,979	939,408	.....	939,408	4.57
1800.....	667,107	272,492	3,466	29,427	972,492	.....	972,492	3.52
1801.....	630,558	274,551	3,085	39,382	947,576	.....	947,576	- 2.56
1802.....	557,760	289,623	3,201	41,522	892,106	.....	892,106	- 5.85
1803.....	585,910	299,060	12,390	51,812	949,172	.....	949,172	6.39
1804.....	660,514	317,537	12,339	52,014	1,042,404	.....	1,042,404	1.00
1805.....	744,224	332,663	6,015	57,465	1,140,367	.....	1,140,367	9.40
1806.....	798,507	340,540	10,507	51,183	1,208,737	.....	1,208,737	5.99
1807.....	840,163	349,028	9,051	70,306	1,268,548	.....	1,268,548	4.95
1808.....	765,252	420,819	4,526	51,998	1,242,595	.....	1,242,595	- 2.04
1809.....	906,855	405,163	3,777	34,487	1,350,282	.....	1,350,282	8.66
1810.....	981,019	405,347	3,589	31,828	1,424,783	.....	1,424,783	5.51
1811.....	763,607	420,362	5,299	43,234	1,232,502	.....	1,232,502	-13.49
1812.....	758,636	477,972	2,930	30,459	1,269,997	.....	1,269,997	2.95
1813.....	672,700	470,109	2,942	20,877	1,166,628	.....	1,166,628	- 8.14
1814.....	674,633	466,159	562	17,855	1,159,209	.....	1,159,209	- 0.63
1815.....	854,295	475,666	1,230	36,937	1,368,128	.....	1,368,128	18.02
1816.....	800,760	522,665	1,168	47,626	1,372,219	.....	1,372,219	0.29
1817.....	804,851	525,030	5,224	64,807	1,399,912	.....	1,399,912	0.20
1818.....	589,954	549,374	16,750	69,107	1,225,185	.....	1,225,185	-10.34
1819.....	581,230	571,058	32,386	76,078	1,260,752	.....	1,260,752	0.04
1820.....	583,657	588,025	36,445	72,040	1,280,167	.....	1,280,167	1.54
1821.....	593,825	614,845	27,995	62,293	1,298,958	.....	1,298,958	1.47
1822.....	613,068	624,189	18,216	69,226	1,324,699	.....	1,324,699	1.98
1823.....	600,003	617,805	40,503	78,255	1,311,687	24,879	1,336,566	0.89
1824.....	636,807	641,563	33,346	77,447	1,367,553	21,610	1,389,163	3.94
1825.....	667,408	640,861	33,379	81,462	1,400,049	23,061	1,423,110	2.44
1826.....	696,221	722,340	41,974	73,656	1,500,132	34,059	1,534,191	7.80
1827.....	701,517	789,259	45,892	83,939	1,580,409	40,198	1,620,607	5.63
1828.....	757,998	842,906	54,801	85,687	1,701,974	39,418	1,741,392	7.45
1829.....	592,859	508,858	57,284	101,797	1,296,761	54,037	1,260,798	-27.60
1830.....	537,563	516,979	39,705	97,529	1,127,304	64,472	1,191,776	- 5.47
1831.....	538,136	539,724	82,797	107,189	1,233,401	34,445	1,267,846	6.38
1832.....	614,121	649,627	73,246	102,458	1,348,636	90,814	1,439,450	13.53
1833.....	648,869	744,199	101,636	111,447	1,504,301	101,850	1,606,151	11.59
1834.....	749,378	783,619	108,424	117,486	1,636,093	122,814	1,758,907	9.51
1835.....	788,173	797,338	97,649	141,781	1,702,127	122,814	1,824,941	3.13
1836.....	753,094	873,023	146,254	109,731	1,736,546	145,556	1,882,102	3.13
1837.....	683,205	956,981	129,137	127,363	1,741,921	154,765	1,896,686	0.24
1838.....	702,962	1,041,105	124,860	126,713	1,802,217	193,423	1,995,640	5.22
1839.....	702,400	1,153,552	132,285	103,242	1,891,541	204,938	2,096,479	5.05
1840.....	762,838	1,176,694	136,927	104,305	1,978,455	202,309	2,180,764	4.02
1841.....	788,398	1,107,068	157,405	77,873	1,955,656	175,088	2,130,744	- 2.30
1842.....	823,746	1,045,753	151,990	70,902	1,862,730	229,661	2,092,391	- 1.80
1843.....	856,930	1,076,156	152,517	73,000	1,921,736	236,867	2,158,603	3.16
1844.....	900,471	1,109,615	168,614	101,396	2,007,926	272,170	2,280,096	5.63
1845.....	904,476	1,223,218	190,903	98,404	2,090,983	326,019	2,417,002	6.00



TONNAGE OF THE UNITED STATES, 1789-1880 -(Continued),

YEARS.	Foreign Trade.	Coast-wise Trade.	Whale Fisheries.	Cod and Mackerel-Fisheries.	Sail.	Steam.	Total.	Annual Increase or Decrease per cent.
	Tons.	Tons.	Tons.	Tons.	Tons.	Tons.	Tons.	
1846.....	943,307	1,315,577	187,420	115,781	2,214,192	347,893	2,562,085	6.00
1847.....	1,047,454	1,488,601	193,859	109,132	2,434,205	404,841	2,839,046	10.81
1848.....	1,168,707	1,659,317	192,613	133,406	2,726,151	427,891	3,154,042	11.09
1849.....	1,258,756	1,770,376	180,186	124,698	2,871,621	462,395	3,334,016	5.71
1850.....	1,439,694	1,797,825	146,017	151,918	3,010,020	525,434	3,535,454	6.04
1851.....	1,544,663	1,899,976	181,644	146,156	3,188,832	583,607	3,772,439	6.70
1852.....	1,705,650	2,055,873	193,798	183,119	3,504,200	634,240	4,138,440	9.70
1853.....	1,910,471	2,134,258	193,203	169,078	3,802,392	604,618	4,407,010	6.49
1854.....	2,151,918	2,322,114	181,901	146,969	4,126,295	676,607	4,802,902	8.96
1855.....	2,348,358	2,543,255	186,848	133,540	4,441,716	770,285	5,212,001	8.52
1856.....	2,302,190	2,247,663	189,461	132,339	4,198,576	673,077	4,871,653	2.60
1857.....	2,268,196	2,336,609	195,842	140,196	4,235,059	705,784	4,940,843	1.41
1858.....	2,301,148	2,401,220	198,594	148,846	4,321,418	728,390	5,049,808	2.20
1859.....	2,321,674	2,480,929	185,728	156,707	4,376,285	768,753	5,145,038	1.90
1860.....	2,379,396	2,644,867	166,841	162,764	4,485,931	867,937	5,353,868	4.06
1861.....	2,496,894	2,704,724	145,734	192,461	4,662,609	877,204	5,539,813	3.47
1862.....	2,173,537	2,616,716	117,714	204,197	4,401,701	710,433	5,112,164	- 4.51
1863.....	1,926,886	2,960,633	99,228	168,309	4,579,537	575,519	5,155,056	0.84
1864.....	1,486,749	3,245,265	95,145	159,241	4,026,065	960,335	4,986,400	- 3.85
1865.....	509,199	1,016,199	1,380	53,216	1,212,805	367,189	1,570,994	} 2.21
1865.....	1,009,151	2,365,323	89,136	53,278	2,816,838	699,950	3,516,788	
1866.....	1,031,541	2,162,220	76,990	97,728	2,442,212	926,267	3,368,479	} -15.42
1866.....	356,215	557,401	28,180	503	785,254	157,045	942,299	
1867.....	1,300,852	2,528,214	52,384	76,065	2,834,535	1,122,980	3,957,515	} - 0.12
1867.....	214,796	132,176	.....	.....	278,072	68,900	346,972	
1868.....	1,460,940	2,702,140	71,343	83,857	3,118,895	1,199,415	4,318,310	} 1.10
1868.....	33,449	.....	.....	.....	33,449	.....	33,449	
1869.....	1,496,220	2,515,515	70,202	62,704	3,041,083	1,103,568	4,144,641	- 4.76
1870.....	1,448,846	2,638,247	67,954	91,460	4,171,412	1,075,095	4,246,507	2.46
1871.....	1,363,652	2,764,600	61,490	92,865	3,194,970	1,087,637	4,282,607	0.85
1872.....	1,359,040	2,929,552	51,608	97,547	3,326,194	1,111,553	4,437,747	3.62
1873.....	1,378,533	3,163,220	44,755	109,519	3,539,584	1,156,443	4,696,027	5.82
1874.....	1,389,815	3,293,439	39,108	78,290	3,615,042	1,185,610	4,800,652	2.23
1875.....	1,515,598	3,219,698	38,229	80,207	3,685,064	1,168,668	4,853,732	1.16
1876.....	1,552,705	2,598,835	39,116	87,802	3,107,086	1,172,372	4,279,458	-11.83
1877.....	1,611,193	2,540,322	40,593	91,085	3,071,404	1,171,196	4,242,600	- 0.86
1878.....	1,629,047	2,519,361	39,700	86,547	3,045,087	1,167,678	4,212,765	- 0.70
1879.....	1,451,505	2,598,183	40,028	79,885	2,993,429	1,176,172	4,169,601	- 1.02
1880.....	1,314,402	2,637,686	38,408	77,538	2,856,476	1,211,558	4,068,034	- 2.43

SUCCESSION OF BRITISH PARLIAMENTS SINCE 1800.

Parliament.	Assembled.	Dissolved.	Duration.			Parliament.	Assembled.	Dissolved.	Duration.		
			Y.	M.	D.				Y.	M.	D.
GEORGE III.						10th..	June 14, 1831.	Dec. 3, 1832.	1	5	19
1st...	Sept. 27, 1796.	June 29, 1802.	5	9	2	11th..	Jan. 29, 1833.	Dec. 30, 1834.	1	11	1
2d...	Aug. 31, 1802.	Oct. 29, 1806.	4	1	28	12th..	Feb. 19, 1835.	July 17, 1837.	2	4	28
3d...	Dec. 15, 1806.	April 29, 1807.	.....	4	14	VICTORIA.					
4th...	June 22, 1807.	Sept. 29, 1812.	5	3	7	13th..	Nov. 15, 1837.	June 22, 1841.	3	7	8
5th...	Nov. 24, 1812.	June 10, 1818.	5	6	16	14th..	Aug. 19, 1841.	July 23, 1847.	5	11	4
6th...	Aug. 4, 1818.	Feb. 29, 1820.	1	6	25	15th..	Nov. 18, 1847.	July 1, 1852.	4	7	13
GEORGE IV.						16th..	Nov. 4, 1852.	Mar. 21, 1857.	4	4	17
7th...	April 23, 1820.	June 2, 1826.	6	1	9	17th..	April 30, 1857.	April 23, 1859.	1	11	23
8th...	Nov. 14, 1826.	July 24, 1830.	3	8	10	18th..	May 31, 1859.	July 6, 1865.	6	1	5
WILLIAM IV.						19th..	Feb. 1, 1866.	Nov. 11, 1868.	2	9	11
9th.....	Oct. 26, 1830.	April 22, 1831.	.....	5	26	20th..	Dec. 10, 1868.	Jan. 26, 1874.	5	1	16
						21st...	March 5, 1874.	Mar. 24, 1880.	6	0	19
						22d...	April 29, 1880.	Present Parliament.			

## U. S. IMPORTS OF LEADING ARTICLES—1821-1880.

[Compiled from the Annual Reports on the Commerce and Navigation of the U. S.]

FISCAL YEARS.	Woolens.	Cottons.	Hemp and mfs.	Iron and steel mfs.	Linens and flax mfs.	Silks.
	Dollars.	Dollars.	Dollars.	Dollars.	Dollars.	Dollars.
1821...	7,437,737	7,589,711	1,738,806	1,868,529	2,564,159	4,486,924
1822...	12,185,904	10,246,907	3,059,413	3,155,575	4,132,747	6,840,928
1823...	8,268,038	8,554,877	2,293,777	2,967,121	3,803,007	6,718,444
1824...	8,386,597	8,895,757	2,370,234	2,831,702	3,873,616	7,205,317
1825...	11,392,264	12,509,516	2,619,210	3,706,416	3,887,787	10,299,743
1826...	8,431,974	8,348,034	2,699,084	3,186,485	2,987,026	8,327,909
1827...	8,742,701	9,316,153	2,581,821	3,973,587	2,656,786	6,712,015
1828...	8,679,505	10,996,270	3,278,759	4,180,915	3,239,539	7,686,640
1829...	6,881,489	8,362,017	2,230,724	3,430,908	2,842,431	7,192,698
1830...	5,766,396	7,862,326	1,613,221	3,655,848	3,011,280	5,932,242
1831...	12,627,229	16,090,224	1,812,721	4,827,833	3,790,111	11,117,646
1832...	9,992,424	10,399,653	2,627,871	5,306,245	4,073,164	9,248,907
1833...	13,262,500	7,660,449	2,660,089	4,135,437	3,132,557	9,498,366
1834...	11,879,328	10,145,181	2,349,302	4,746,621	5,485,389	10,998,964
1835...	17,834,424	15,367,585	3,172,188	5,351,616	6,472,021	16,677,547
1836...	21,080,003	17,876,087	4,270,000	7,880,869	9,307,493	22,980,212
1837...	8,500,292	11,150,841	2,481,706	6,526,693	5,544,761	14,352,823
1838...	11,512,920	6,599,330	2,189,322	3,613,286	3,972,098	9,871,248
1839...	18,575,945	14,908,181	2,813,715	6,507,510	7,703,055	21,742,369
1840...	9,071,184	6,504,484	2,374,270	3,184,900	4,614,466	9,835,757
1841...	11,001,939	11,757,036	3,309,351	4,255,960	6,846,807	15,554,897
1842...	8,375,725	9,578,515	1,627,422	3,572,081	3,659,184	9,457,417
1843...	2,472,154	2,958,796	788,780	1,012,086	1,484,921	2,704,013
1844...	9,408,279	13,236,830	1,127,340	2,395,760	4,492,826	8,310,711
1845...	10,504,423	13,360,729	942,033	4,075,142	4,923,109	9,731,796
1846...	9,935,925	12,857,422	877,109	3,660,581	5,098,505	10,667,649
1847...	10,639,473	14,704,186	691,091	8,710,180	5,154,837	11,733,371
1848...	15,061,102	17,205,417	787,235	7,060,470	6,624,648	14,543,633
1849...	13,503,202	15,183,759	938,567	9,262,567	5,907,242	13,791,232
1850...	16,900,916	19,681,612	1,064,860	10,864,680	8,134,674	17,639,624
1851...	19,239,930	21,486,502	828,050	10,780,312	8,795,740	25,777,245
1852...	17,348,184	18,716,741	507,988	13,843,569	8,515,709	21,651,752
1853...	27,051,934	26,412,243	760,416	26,993,082	10,236,037	30,434,886
1854...	31,119,654	32,477,106	395,456	28,288,241	10,863,536	34,696,831
1855...	22,076,448	15,742,923	295,051	23,945,274	8,617,165	24,366,556
1856...	30,705,161	24,337,504	237,162	21,618,718	11,189,463	30,226,532
1857...	30,848,620	28,114,924	915,876	23,320,148	11,441,542	27,800,319
1858...	26,288,189	17,574,142	843,740	14,453,617	6,557,323	20,222,103
1859...	33,301,509	26,026,140	814,327	14,749,056	10,340,605	26,747,527
1860...	37,735,914	9,079,676	1,035,479	18,464,346	10,736,335	30,767,744
1861...	28,169,826	24,722,079	1,302,182	14,837,062	9,537,401	23,686,351
1862...	15,335,630	8,904,051	2,813,899	8,631,938	4,049,672	7,588,376
1863...	20,992,859	14,121,589	5,951,291	12,382,375	8,042,426	12,890,760
1864...	32,760,850	14,341,501	6,231,319	19,609,698	9,915,635	20,597,723
1865...	20,757,958	7,324,438	3,509,994	13,802,936	10,169,669	8,439,145
1866...	57,725,389	27,652,413	5,662,872	19,425,109	23,801,214	28,508,696
1867...	51,913,871	23,872,474	6,372,822	24,996,275	20,464,875	18,357,052
1868...	37,238,513	16,668,382	7,604,551	22,521,392	13,430,743	16,908,533
1869...	40,637,389	19,088,786	5,785,762	28,077,471	16,552,887	22,288,669
1870...	42,099,181	21,900,898	6,348,419	32,489,199	16,253,162	23,870,142
1871...	52,700,628	26,587,995	8,013,364	43,256,120	18,061,095	32,154,604
1872...	69,811,240	29,983,671	7,845,024	52,890,457	21,220,496	36,341,694
1873...	72,892,743	31,810,680	7,862,444	57,333,158	20,428,391	29,835,867
1874...	59,287,932	24,922,254	6,926,681	34,709,345	17,472,755	23,996,782
1875...	55,856,545	24,199,793	6,262,203	20,474,244	16,603,242	24,330,923
1876...	42,260,342	19,850,107	6,549,065	12,871,385	14,456,046	23,668,191
1877...	33,465,179	16,456,296	6,192,708	10,222,220	13,915,902	21,751,219
1878...	24,724,047	19,398,791	2,314,290	9,057,633	14,413,600	19,701,731
1879...	24,353,821	19,928,310	1,936,669	9,547,148	14,693,842	24,013,328
1880.....	33,911,093	29,929,366	3,291,579	53,714,008	22,481,407	44,213,389



## U. S. IMPORTS OF LEADING ARTICLES—1821-1880.

[Compiled from the Annual Reports on the Commerce and Navigation of the U. S.]

FISCAL YEARS.	Sugar.	Molasses.	Tea.	Coffee.	Spirits and wines.	Earthen, stone, and China ware.
	Dollars.	Dollars.	Dollars.	Dollars.	Dollars.	Dollars.
1821...	3,553,895	1,719,227	1,322,636	4,489,970	3,678,262	763,883
1822...	5,035,003	2,398,355	1,860,777	5,552,649	4,314,888	1,164,609
1823...	3,259,031	2,634,222	2,361,245	7,098,119	3,082,961	1,143,415
1824...	5,411,617	2,413,643	2,786,252	5,437,029	3,193,518	888,869
1825...	4,232,662	2,457,715	3,728,935	5,250,828	3,961,473	1,086,890
1826...	5,311,954	2,838,728	3,752,281	4,159,558	3,368,900	1,337,589
1827...	4,577,464	2,818,982	1,714,882	4,464,391	3,272,471	1,181,047
1828...	3,546,795	2,788,471	2,451,197	5,192,338	3,839,189	1,554,010
1829...	3,622,655	1,484,104	2,060,457	4,588,585	3,017,476	1,337,744
1830...	4,630,922	995,776	2,425,018	4,227,021	2,194,092	1,259,060
1831...	4,931,824	2,432,488	1,418,037	6,317,666	2,710,795	1,624,604
1832...	2,936,619	2,524,281	2,788,353	9,099,464	3,752,497	2,024,020
1833...	4,755,856	2,867,986	5,484,603	10,567,299	3,806,723	1,818,187
1834...	5,538,102	2,989,020	6,217,949	8,762,657	4,263,633	1,591,413
1835...	6,806,425	3,074,172	4,522,806	10,715,466	5,383,289	1,697,682
1836...	12,514,718	4,077,312	5,342,811	9,653,053	6,249,415	2,709,187
1837...	7,203,806	3,444,701	5,503,054	8,657,760	5,576,543	1,823,400
1838...	7,586,831	3,865,285	3,497,156	7,640,217	3,795,200	1,385,536
1839...	9,924,632	4,264,234	2,428,419	9,744,103	5,664,123	2,483,258
1840...	5,581,128	2,910,791	5,427,010	8,546,222	3,801,740	2,010,231
1841...	8,802,742	2,028,519	3,466,245	10,444,882	3,834,648	1,536,450
1842...	6,503,563	1,942,575	4,527,108	8,938,638	2,157,885	1,557,961
1843...	2,532,618	1,134,820	3,849,862	6,399,189	575,541	588,036
1844...	6,897,245	2,833,753	4,120,735	9,764,554	1,787,982	1,633,482
1845...	4,049,708	3,154,782	5,761,788	6,243,532	2,091,306	2,439,515
1846...	4,397,239	3,332,297	5,032,121	8,420,243	3,170,965	2,525,349
1847...	9,406,253	2,994,170	4,285,157	9,109,891	3,170,167	2,242,241
1848...	8,775,223	3,435,703	6,225,479	8,249,997	3,095,238	2,332,996
1849...	7,275,780	2,778,174	4,101,652	9,060,443	3,790,733	2,261,331
1850...	6,950,716	2,890,185	4,719,232	11,234,835	5,372,063	2,601,393
1851...	13,478,709	3,707,581	4,798,005	12,851,070	5,198,758	3,340,622
1852...	13,977,393	3,595,127	7,285,817	14,474,900	4,644,053	3,444,095
1853...	14,168,337	3,684,888	8,186,217	15,525,954	7,139,939	3,178,182
1854...	11,604,656	3,126,293	6,729,447	14,549,718	6,872,565	4,137,691
1855...	13,284,663	3,502,370	6,973,999	16,940,400	6,069,481	3,717,670
1856...	21,295,154	4,334,668	6,938,891	21,514,196	9,655,400	3,347,884
1857...	41,596,238	8,259,175	5,757,860	22,386,379	6,801,467	4,037,064
1858...	18,946,663	4,116,759	6,777,295	18,341,081	5,478,840	3,215,236
1859...	28,345,297	5,062,850	7,388,741	25,086,029	6,870,206	3,434,032
1860...	28,931,166	5,216,327	8,803,771	21,768,939	8,712,817	4,078,812
1861...	27,822,672	4,151,013	6,977,283	20,568,297	6,748,281	3,301,234
1862...	20,257,524	3,427,813	6,545,654	14,192,195	2,511,141	1,286,602
1863...	19,083,225	4,732,378	8,003,525	10,395,860	3,517,810	2,271,247
1864...	29,662,978	7,256,064	10,549,880	16,221,586	4,758,117	2,535,788
1865...	25,249,243	7,471,467	4,956,730	11,241,706	2,406,408	2,184,683
1866...	39,596,492	7,227,351	11,123,231	20,531,764	6,917,869	3,012,591
1867...	35,922,199	8,916,311	12,415,037	20,696,259	5,756,998	5,309,269
1868...	49,343,516	12,262,270	11,111,560	25,288,451	4,598,013	4,007,213
1869...	59,821,189	12,011,147	13,687,750	24,531,743	6,272,491	4,372,607
1870...	55,665,073	11,345,631	13,863,273	24,234,879	7,587,676	4,388,771
1871...	61,224,362	13,489,261	17,254,617	30,992,869	8,638,441	4,681,376
1872...	79,146,974	12,802,128	22,943,575	37,942,225	8,582,223	5,270,785
1873...	77,992,978	14,929,415	24,466,170	44,109,671	9,258,469	6,015,925
1874...	77,443,508	10,947,824	21,112,234	55,048,967	8,636,469	4,882,355
1875...	70,016,959	12,879,153	22,673,703	50,591,488	7,769,527	4,265,210
1876...	55,704,594	11,863,299	19,524,166	56,788,997	6,594,551	4,304,808
1877...	81,215,547	7,808,257	16,181,467	53,634,991	6,061,497	3,709,542
1878...	69,649,837	7,887,732	15,660,168	51,914,605	5,517,427	4,051,786
1879...	67,828,757	8,630,644	14,577,618	47,356,819	6,037,203	4,082,787
1880....	74,717,935	9,888,645	19,782,631	60,360,769	7,736,532	5,600,267

### Aggregate Exports from the United States of Leading Articles of Domestic Production, 1821-1880.

[Compiled from the Annual Reports on Commerce and Navigation.]

FISCAL YEAR.	Cotton, Raw.	Cotton Manuf's. <sup>1</sup>	Iron and Steel Manuf's. <sup>2</sup>	Corn, Indian. <sup>3</sup>	Flour.	Wheat.	Bacon and Hams.
	Dollars.	Dollars.	Dollars.	Dollars.	Dollars.	Dollars.	Dollars.
1821...	20,157,484	.....	108,083	606,279	4,298,043	178,314	.....
1822...	24,035,058	.....	132,727	900,656	5,103,288	.....	.....
1823...	20,445,520	.....	97,271	930,489	4,962,373	189,064	.....
1824...	21,947,401	.....	142,974	.....	5,759,176	.....	.....
1825...	36,846,649	.....	156,173	878,073	4,212,127	251,552	.....
1826...	25,025,214	1,138,125	253,895	1,007,321	4,121,466	290,404	.....
1827...	29,359,545	1,159,414	275,671	1,022,464	4,420,081	245,704	.....
1828...	22,487,229	1,010,232	233,618	822,858	4,286,939	177,835	.....
1829...	26,575,311	1,259,457	226,539	974,535	5,793,651	179,269	.....
1830...	29,674,883	.....	309,473	.....	6,085,953	.....	.....
1831...	25,289,492	1,126,313	239,274	396,617	9,938,458	523,270	.....
1832...	31,724,682	.....	220,538	.....	4,880,623	.....	.....
1833...	36,191,105	.....	243,603	.....	5,613,010	.....	.....
1834...	49,448,402	.....	236,577	.....	4,520,781	.....	.....
1835...	64,961,302	2,858,681	297,357	588,276	4,394,777	51,405	.....
1836...	71,284,925	2,255,734	308,666	103,702	3,572,599	2,062	.....
1837...	63,240,102	2,831,473	494,908	147,982	2,937,269	27,206	.....
1838...	61,556,811	3,758,755	702,492	141,992	3,603,299	8,125	.....
1839...	61,238,982	.....	946,586	.....	.....	.....	.....
1840...	63,870,307	3,549,604	1,110,772	338,333	10,143,615	1,685,483	.....
1841...	54,330,341	3,122,546	1,045,825	312,954	7,759,646	822,881	.....
1842...	47,593,464	2,970,690	1,110,826	345,150	7,375,356	916,616	.....
1843...	49,119,806	3,223,550	532,693	281,749	3,763,073	264,109	.....
1844...	54,033,501	2,898,780	716,332	404,008	6,759,488	500,400	.....
1845...	51,739,643	4,327,928	857,677	411,741	5,398,593	236,779	.....
1846...	42,767,341	3,545,481	1,161,584	1,186,663	11,668,669	1,681,975	.....
1847...	53,415,848	4,082,533	1,170,927	14,395,212	26,133,811	6,049,350	.....
1848...	61,998,294	5,718,205	1,267,318	3,837,483	13,194,109	2,669,175	.....
1849...	66,396,967	4,923,129	1,096,630	7,966,369	11,280,582	1,756,848	.....
1850...	71,984,616	4,734,424	1,914,460	3,892,193	7,098,570	643,745	.....
1851...	112,315,317	7,241,205	2,265,185	1,762,549	10,521,331	1,025,732	.....
1852...	87,965,732	7,672,151	2,320,603	1,540,225	11,869,143	2,555,209	.....
1853...	109,456,404	8,768,894	2,509,304	1,374,077	14,783,391	4,354,403	.....
1854...	93,596,220	5,535,516	4,216,947	6,074,277	27,701,444	12,420,172	.....
1855...	88,143,844	5,857,181	3,768,301	6,961,571	10,896,908	1,329,246	3,195,978
1856...	128,332,351	6,967,309	4,190,096	7,622,565	29,275,148	15,115,661	3,863,328
1857...	131,575,859	6,115,177	4,906,491	5,184,666	25,882,316	22,240,857	4,511,442
1858...	131,386,661	5,651,504	4,737,094	3,259,039	19,328,884	9,064,504	1,957,423
1859...	161,434,923	8,316,222	5,506,880	1,323,103	14,433,591	2,849,192	1,263,042
1860...	191,806,555	10,934,796	5,712,986	2,399,808	15,448,507	4,076,704	2,272,768
1861...	34,051,483	8,059,549	5,932,587	6,890,865	24,645,849	28,313,624	4,848,339
1862...	1,180,713	2,946,464	4,563,201	10,387,383	27,534,677	42,573,295	10,290,572
1863...	6,652,405	2,905,411	6,475,279	10,592,704	28,366,069	46,754,195	18,658,280
1864...	9,895,854	1,246,216	7,283,166	3,404,398	25,588,249	31,432,133	12,323,327
1865...	6,836,400	3,323,637	10,786,559	3,849,758	27,507,084	19,398,028	10,536,608
1866...	281,385,223	1,780,165	3,759,554	11,070,395	18,396,686	7,842,749	6,269,796
1867...	201,470,423	4,608,235	9,487,883	14,871,092	12,803,775	7,822,555	3,291,176
1868...	152,820,733	4,871,054	10,784,654	13,094,036	20,887,798	30,247,632	5,476,998
1869...	162,633,052	5,874,222	10,873,948	6,820,719	18,813,865	24,383,259	7,482,062
1870...	227,027,624	3,787,282	13,414,443	1,287,575	21,169,593	47,171,229	6,123,113
1871...	218,327,109	3,558,136	20,943,979	7,458,997	24,093,184	45,143,424	8,126,683
1872...	180,684,595	2,304,330	11,195,434	23,984,365	17,955,684	38,915,060	21,126,592
1873...	227,243,069	2,947,528	13,283,239	23,794,694	19,381,664	51,452,254	35,022,137
1874...	211,223,580	3,095,840	14,794,802	24,769,951	29,258,094	101,421,459	33,383,908
1875...	190,638,625	4,071,822	19,204,961	24,456,937	23,712,440	59,607,863	28,612,613
1876...	192,659,262	7,722,978	14,225,596	33,265,280	24,433,470	68,382,899	39,664,456
1877...	171,118,508	10,235,843	16,277,757	41,621,245	21,663,947	47,135,562	49,512,412
1878...	179,031,484	11,435,628	15,844,264	48,630,358	25,092,826	96,872,016	51,750,205
1879.....	162,304,250	10,853,950	10,074,235	40,655,120	29,567,713	130,701,079	51,074,433
1880.....	211,535,905	9,981,418	12,605,576	54,279,608	35,333,197	190,546,305	50,987,623

1. Not reported separately prior to 1826.

2. Includes fire-arms, machinery, and sewing-machines.

3. Includes Corn Meal up to 1855.

4. Included in Pork up to 1855.



Aggregate Exports from the United States of Leading Articles of Domestic Production, 1821-1880.

[Compiled from the Annual Reports on Commerce and Navigation.]

FISCAL YEAR.	Lard. <sup>1</sup>	Pork.	Butter.	Cheese. <sup>2</sup>	Petroleum and Coal Oil.	Tobacco, Leaf and Manuf's.	Wood and Manuf's.
	Dollars.	Dollars.	Dollars.	Dollars.	Dollars.	Dollars.	Dollars.
1821...		1,354,116	190,287			5,648,962	1,822,077
1822...		1,357,899	221,041			6,222,838	1,651,258
1823...		1,291,322	192,778			6,282,672	1,638,734
1824...		1,489,051	204,205			4,855,566	2,037,288
1825...		1,832,679	247,787			6,115,623	1,988,220
1826...		1,892,429	207,765			5,347,208	2,331,006
1827...		1,555,698	184,049			6,577,123	1,990,869
1828...		1,495,830	176,354			5,269,960	2,161,767
1829...		1,493,629	176,205			4,982,974	2,081,406
1830...		1,315,245	142,370			5,586,365	2,056,289
1831...		1,501,644	264,796			4,892,388	2,063,311
1832...		1,928,196	290,820			5,999,769	2,149,651
1833...		2,151,558	258,452			5,755,968	2,663,102
1834...		1,796,001	190,099			6,595,305	2,507,061
1835...		1,776,732	164,809			8,250,577	3,402,934
1836...		1,383,344	114,033			10,058,640	2,860,691
1837...		1,299,796	96,176			5,795,647	3,155,992
1838...		1,312,346	148,191			7,392,029	3,116,196
1839...		1,777,230	127,550			9,832,943	3,604,399
1840...		1,894,894	210,749			9,883,957	2,926,846
1841...		2,621,537	504,815			12,576,703	3,576,865
1842...		2,629,403	388,185			9,540,755	3,230,003
1843...		2,120,020	508,968			4,650,979	1,687,809
1844...		3,236,479	758,829			8,397,255	3,011,968
1845...		2,991,284	878,865			7,469,819	3,099,455
1846...		3,883,884	1,063,087			8,478,270	3,685,276
1847...		6,630,842	1,741,770			7,242,086	3,937,586
1848...		9,003,272	1,361,668			7,551,122	5,183,109
1849...		9,245,885	1,654,157			5,804,207	3,859,983
1850...		7,550,287	1,215,463			9,951,023	4,823,792
1851...		4,368,015	1,124,652			9,219,251	5,055,778
1852...		3,765,470	779,391			10,031,283	5,516,748
1853...		6,202,324	862,343			11,319,319	5,840,198
1854...		11,061,016	1,258,393			10,016,046	7,351,667
1855...	4,018,016	4,390,979	418,723	514,034		14,712,468	9,376,555
1856...	3,870,949	5,029,940	580,286	887,705		12,221,843	7,779,046
1857...	5,144,195	2,805,867	593,084	647,423		20,260,772	11,075,790
1858...	3,809,501	2,852,942	541,863	731,910		17,009,767	10,159,924
1859...	3,268,406	3,355,746	750,911	649,302		24,476,529	7,186,217
1860...	4,545,831	3,132,313	1,144,321	1,565,630		19,289,975	10,031,977
1861...	4,729,297	2,609,818	2,355,985	3,321,631		16,545,241	7,882,933
1862...	10,004,521	3,980,153	4,164,344	2,715,892	1,539,027	13,402,000	8,672,918
1863...	15,755,570	4,334,775	6,733,743	4,216,804	27,839	23,150,253	11,954,837
1864...	11,260,728	5,828,030	6,140,031	5,638,007	10,771,292	26,493,829	12,359,843
1865...	9,134,858	6,850,808	7,293,715	11,697,746	16,548,969	45,307,933	18,351,564
1866...	5,970,651	4,788,484	1,267,851	6,036,828	24,373,932	31,138,561	13,402,892
1867...	6,634,556	3,597,690	1,184,367	7,893,535	24,407,642	22,571,912	14,838,574
1868...	9,427,831	3,267,652	582,745	7,010,424	21,810,676	26,077,987	15,149,096
1869...	7,443,948	3,422,928	484,094	6,437,866	30,625,446	23,347,719	15,126,459
1870...	5,933,397	3,253,137	592,229	8,881,934	32,101,485	22,705,225	13,734,838
1871...	10,563,030	4,302,320	853,096	8,752,990	36,857,380	21,995,957	12,942,281
1872...	20,177,619	4,122,308	1,498,812	7,752,918	34,058,390	26,659,921	15,240,872
1873...	21,245,815	5,007,035	952,919	10,498,010	42,050,756	25,331,946	18,219,802
1874...	19,308,019	5,808,712	1,092,381	11,898,995	41,245,815	32,968,528	20,353,711
1875...	22,900,522	5,671,495	1,506,996	13,659,603	29,891,465	27,844,470	18,440,085
1876...	22,429,485	5,744,022	1,109,496	12,270,083	32,915,786	25,570,538	17,296,275
1877...	27,562,665	6,296,414	4,424,616	12,700,627	61,789,438	32,020,214	18,444,037
1878...	30,014,023	4,913,646	3,930,840	14,103,529	46,574,974	28,484,182	16,776,381
1879...	22,856,673	4,807,568	5,421,205	12,579,968	40,305,240	28,215,240	15,624,503
1880...	27,920,367	5,930,252	6,690,687	12,171,720	36,218,625	18,442,273	16,237,376

1. Included in Pork up to 1855.

2. Included with Butter as "Butter and Cheese" up to 1855.

Annual Receipts and Shipments of Leading Articles of Produce at Twenty Cities.

Condensed from the Annual Reports of the Boards of Trade and Chambers of Commerce of the cities.

	Year.	Wheat.		Flour.		Corn.	
		Receipts.	Shipments.	Receipts	Shipments.	Receipts.	Shipments.
		Bushels.	Bushels.	Barrels.	Barrels.	Bushels.	Bushels.
Baltimore, Md.....	1879	34,319,638	31,970,745	1,333,232	448,359	22,802,322	21,139,360
Boston, Mass.....	1879	5,967,809	5,214,293	2,029,353	618,295	11,319,166	7,155,963
Buffalo, N. Y.....	1879	37,788,501	.....	897,115	.....	32,990,993	.....
Chicago, Ill.....	1879	34,106,109	31,006,789	3,369,958	3,099,540	64,339,321	61,299,376
Cincinnati, O.....	1879	3,834,722	3,383,387	613,914	398,653	4,359,549	915,390
Detroit, Mich.....	1879	12,044,406	.....	310,010	.....	265,549	.....
Duluth, Minn.....	1879	.....	2,754,356	.....	511,942	.....	648,602
Indianapolis, Ind.....	1879	8,802,708	7,715,750	1,426,000	1,541,800	14,490,779	12,674,480
Kansas City, Mo.....	1879	6,417,952	6,099,033	143,068	143,960	4,121,934	3,945,117
Milwaukee, Wis.....	1879	19,649,352	15,060,222	2,424,673	2,983,439	1,369,624	985,237
Minneapolis, Minn.....	1877	4,788,550	20,200	33,200	935,544	.....	.....
Montreal, Can.....	1879	11,313,634	10,461,221	771,384	725,109	4,389,291	4,052,307
New Orleans, La.....	1879	3,128,914	2,796,669	619,461	40,230	7,023,191	3,909,587
New York.....	1879	71,246,796	62,682,774	5,639,079	4,287,541	42,791,054	36,951,175
Peoria, Ill.....	1879	733,225	558,195	106,336	103,430	10,323,740	5,733,285
Philadelphia, Pa.....	1879	20,079,600	16,814,572	836,880	201,818	18,289,000	14,039,228
Pittsburgh, Pa.....	1879	461,617	.....	357,411	.....	491,377	.....
San Francisco, Cal.....	1879	19,146,468	17,549,851	559,579	510,948	360,218	.....
St. Louis, Mo.....	1879	17,093,362	7,302,076	1,607,236	3,045,035	13,360,636	8,311,005
Toledo, O.....	1879	18,445,392	.....	801,901	.....	15,638,049	.....

Aggregate of Western Pork-Packing for Four Years--1876-1880.

The following table embraces the packing of the winter season only:

From the Annual Tables of the Cincinnati Price Current.

States.	1876-77.		1877-78.		1878-79.		1879-80.	
	Number packed.	Per cent. of the whole.	Number packed.	Per cent. of the whole.	Number packed.	Per cent. of the whole.	Number packed.	Per cent. of the whole.
Ohio.....	813,709	15.93	934,132	14.36	932,878	12.47	914,964	13.16
Indiana.....	530,286	10.37	496,025	7.63	682,321	9.12	604,186	8.69
Illinois.....	1,905,219	37.28	2,714,748	41.73	3,214,896	42.97	2,784,754	40.07
Iowa.....	419,442	8.21	486,850	7.49	569,703	7.59	658,085	9.47
Missouri.....	644,699	12.61	804,614	12.37	965,839	12.91	926,931	13.34
Kansas.....	31,775	.62	41,470	.64	132,346	1.78	137,780	1.98
Nebraska.....	46,190	.90	56,000	.86	80,658	1.08	57,481	.83
Minnesota.....	24,235	.47	23,700	.36	18,450	.25	32,990	.47
Wisconsin.....	266,861	5.23	412,614	6.34	472,108	6.34	388,726	5.59
Michigan.....	88,689	1.73	120,095	1.84	132,976	1.77	120,394	1.73
Kentucky.....	255,986	5.01	318,301	4.89	212,412	2.84	256,463	3.69
Tennessee.....	50,770	.99	66,897	1.03	40,561	.54	42,897	.62
Miscellaneous	23,447	.65	30,000	.46	25,500	.34	24,800	.36
Total.....	5,101,308	100.00	6,505,446	100.00	7,480,648	100.00	6,950,451	100.00

The total number of hogs packed in the United States during the last four years is as follows—including both the winter and summer packing:

Section.	1876-77.	1877-78.	1878-79.	1879-80.
The West.....	7,409,174	9,048,566	10,858,692	11,001,699
The East.....	2,551,239	2,703,670	3,222,011	3,524,546
The Pacific slope.....	305,000	310,000	400,000	370,000
Total.....	10,265,413	12,062,236	14,480,703	14,896,245



THE CANALS OF THE UNITED STATES, ETC.

[From the American Cyclopædia, etc.]

NAMES.	Connecting Points.	Length.	Width, Surface.	Depth.	No. of Locks.	Cost of Construction.
		miles.	ft.	ft.		\$
<b>DELAWARE CANAL.</b> Chesapeake & Delaware..	Delaware City to Ches. City....	12.6	66	10	3	3,547,561
<b>MARYLAND CANAL.</b> Chesapeake & Ohio,.....	Georgetown to Cumberland, Md.	184½	52 @ 60	6	74	11,375,000
<b>ILLINOIS CANAL.</b> Illinois & Michigan .....	Chicago to La Salle, Ill.....	96	60	6	17	6,170,226
<b>INDIANA CANAL.</b> Wabash & Erie.....	Evansville to Ohio State Line..	374	40	4	64	6,000,000
<b>NEW JERSEY CANALS.</b> Delaware & Raritan.....	New Brunswick to Bordentown.	43	75	8	14	3,935,287
Morris & Essex .....	Jersey City to Phillipsburg.....	101	40	5	29	2,825,997
<b>NEW YORK CANALS.</b> Baldwinsville.....	.....	5¾	40	4	1	23,556
Black Riv. (ca'l & feeder).....	.....	50	42	4	109	} 3,224,779
Black Riv. improvement.....	.....	42	.....	.....	1	
Cayuga & Seneca enlarge.....	.....	23	70	7	11	1,520,542
Champlain.....	.....	66	50	5	20	.....
Champlain, Glens Falls feeder.....	.....	12	50	5	12	.....
Chemung (canal & feeder).....	.....	39	42	4½	53	1,273,261
Chenango.....	.....	97	40	4	116	2,782,124
Crooked Lake.....	.....	8	42	4	27	333,287
Erie (original).....	Buffalo to Albany.....	263	40	4	83	} 46,018,234
Erie (enlargement).....	Buffalo to Albany.....	350½	70	7	72	
Genesee Valley.....	.....	124¾	42	4	112	5,827,813
Oneida Lake.....	.....	7	40	4	7	64,837
Oneida Riv. improvement.....	.....	20	80	4½	2	146,944
Oswego (enlargement).....	.....	38	70	7	18	3,490,949
<b>OHIO CANALS.</b> Hocking.....	Carroll to Athens.....	56	.....	.....	26	975,481
Miami.....	Cincinnati to Toledo.....	291	50 @ 60	5½	105	7,454,727
Muskingum improvem't..	Dresden to Marietta.....	91	Variable.	.....	12	1,627,318
Ohio.....	Cleveland to Portsmouth.....	332	40	4	152	4,695,204
Walhonding.....	Branch of the Ohio.....	25	.....	.....	11	607,269
<b>PENNSYLVANIA CANALS.</b> Delaware and Hudson ...	Honesdale to Rondout, N. Y ...	108	48	6	106	6,317,653
Delaware Division.....	Easton to Bristol.....	60	44	6	32	.....
East Division.....	Duncan's Island to Columbia....	46	50 @ 60	6	11	} 7,731,750
Juniata Division.....	Duncan's Isla'd to Hollidaysburg	127	40 @ 60	4	66	
North Branch Division...	Northumberland to Wilkesbarre.	64	40 @ 60	4	} 43	
West Branch Division...	Northumberland to Farndsville.	80½	40 @ 60	4		
Susquehanna Division...	Duncan's Isl'd to Northumberl'd.	41	40 @ 60	4	44	
Junction.....	State line to Elmira, N. Y.....	18	42	4	11	.....
Lehigh Coal and Nav.....	Easton to Coalport.....	48	60 @ 100	6	53	4,455,000
Monongahela Nav.....	Pittsburg to North Geneva.....	85	Slack water.	.....	8	1,132,452
Schuylkill Coal and Nav..	Mill Creek to Philadelphia.....	108	60 @ 300	6	71	13,207,752
Susquehanna.....	Columbia to Havre de Grace....	45	50	5	30	4,857,105
Union.....	Middletown to Reading.....	77½	43	4½	132	5,907,000
Wiconisco.....	Millersburg to Clark's Ferry ...	12	45	4	7	512,000
<b>VIRGINIA CANALS.</b> Albemarle & Chesapeake .....	.....	8½	.....	.....	.....	170,000
Alexandria & Georget'n..	Alexandria to Georgetown.....	7	60	6	.....	1,068,762
Dismal Swamp.....	Elizabeth R. to Drummond Lake	33	.....	.....	.....	1,151,000
James River & Kanawha.	Richmond to Buchanan.....	196½	40	4	90	6,139,280
<b>SHIP CANALS.</b> Beauharnois, Canada.....	.....	11¼	120	.....	9	1,611,424
Cornwall, Canada.....	.....	11½	150	.....	7	1,933,153
Lachine, Canada.....	Around rapids above Montreal..	8½	120	.....	5	2,587,533
Galops, Farrans Point & Welland, Canada.....	Rapide Plat, Canada.....	12½	90	.....	6	1,320,656
Michigan Ship Canal.....	Lake Ontatio to Lake Erie.....	27	.....	25	27	7,638,240
Louisville & Portland....	Around St. Mary's Falls.....	1	100	20	2	.....
Calcedonia, Scotland.....	Round Falls of Ohio.....	2	86	6 @ 42	3	4,250,000
Crinan, Scotland.....	Moray Frith to Lock Linnhe....	60	122	20	.....	5,118,140
North Clyde, Scotland...	Loch Gilp to Jura Sound.....	9	.....	12	.....	.....
North Holland.....	Amsterdam to Zuyder Zee.....	35	56	9	39	.....
North Sea, Holland.....	.....	51	176½	23	2	.....
Suez.....	Port Said to Suez, about.....	147½	.....	25	.....	.....
		100	195 @ 325	26	.....	81,000,000

## LAND GRANTS FOR EDUCATION IN THE UNITED STATES.

This table shows the area of the several States and Territories containing Public Lands, and the quantity devoted for educational purposes by Congress from 1789 to June 30, 1878.

[Compiled from the Annual Reports of the Commissioner of the General Land Office.]

STATES AND TERRITORIES Containing Public Lands.	Areas of States and Territories containing Public Lands.	Grants for Schools and Universities.		Grants for Agricultural Colleges, act of July 2, 1862.*	Grants for Deaf and Dumb Asylums.
		Schools.	Universities.	Selected in place or Located with Scrip.	
	Acres.	Acres.	Acres.	Acres.	Acres.
1. Alabama.....	32,462,080	902,774	46,080	.....	21,949
2. Alaska.....	369,529,600	.....	.....	.....	.....
3. Arizona. ..	72,906,304	4,050,350	.....	640	.....
4. Arkansas....	33,406,720	886,460	46,080	...	2,097
5. California...	120,947,840	6,719,324	46,080	1,355,577	.....
6. Colorado....	66,880,000	3,715,555	46,080	183,398	.....
7. Dakota.....	153,982,080	8,554,560	.....	125,404	.....
8. Florida.....	37,931,520	908,503	92,160	.....	20,924
9. Idaho.....	58,196,480	3,233,137	.....	.....	.....
10. Illinois.....	35,462,400	985,066	46,080	.....	.....
11. Indian Ter..	44,154,240	.....	.....	.....	.....
12. Indiana.....	21,637,760	650,317	46,080	.....	.....
13. Iowa.....	35,228,800	905,144	46,080	316,991	.....
14. Kansas....	52,043,520	2,891,306	46,080	828,824	.....
15. Louisiana...	26,461,440	786,044	46,080	.....	.....
16. Michigan...	36,128,640	1,067,397	46,080	1,225,806	.....
17. Minnesota...	53,459,840	2,969,990	82,640	957,014	.....
18. Mississippi..	30,179,840	837,584	46,080	.....	.....
19. Missouri....	41,824,000	1,199,139	46,080	448,803	.....
20. Montana....	92,016,640	5,112,035	.....	44,452	.....
21. Nebraska...	48,636,800	2,702,044	46,080	1,079,191	.....
22. Nevada. ....	71,737,741	3,985,430	46,080	16,794	.....
23. New Mexico.	77,568,640	4,309,368	46,080	1,440	.....
24. Ohio.....	25,576,960	704,488	69,120	.....	.....
25. Oregon.....	60,975,360	3,329,706	46,080	50,049	.....
26. Tennessee...	.....	100,000	100,000	.....	.....
27. Utah.....	56,355,635	3,130,869	46,080	57,031	.....
28. Washington.	44,796,160	2,488,675	46,080	46,036	.....
29. Wisconsin...	34,511,360	958,649	92,160	1,358,913	.....
30. Wyoming....	62,645,120	.....	.....	2,395	.....
Total .....	1,814,769,656	68,083,914	1,265,520	8,098,758	44,970

\* The whole quantity liable to be issued under the act of July 2, 1862, is 9,600,000 acres.

NOTE.—Under an act of Congress approved Sept. 4, 1841, each State thereafter admitted to the Union was granted 500,000 acres of land for purposes of internal improvement; 46,080 acres (72 sections) for a State University; 32,000 acres (50 sections) for the purpose of erecting public buildings at the Capital; and 32,000 acres for a penitentiary or State prison. The same grant of 500,000 acres was extended to the States of Alabama, Arkansas, Illinois, Indiana, Louisiana, Michigan, Mississippi, and Missouri. The quantity of land thus granted is estimated at 9,000,000 acres.

By act of July 2, 1862, each State, old or new, was granted 30,000 acres of the public domain for each Senator and Representative in Congress (or land scrip to that amount) for the purpose of endowing a College of Agriculture and the Mechanic Arts in each State. Of the 9,600,000 acres estimated to be due the States under this munificent land-grant, about 8,200,000 acres have already been located.

## NUMBER OF ELECTORS IN FRANCE.

In the French Republic, suffrage is practically universal, there having been inscribed on the registers of the Ministry of the Interior by an official report dated April 1, 1876, 9,948,070 legal voters, out of a population the same year of 36,905,788 in France. This gives 1 voter to every 4 inhabitants, nearly. In the United States, by the census of 1870, the ratio of legal voters to population was 1 to 4½, nearly. In Great Britain, where suffrage is restricted, the proportion is 1 voter to every 11 inhabitants.



Statement of Land Grants by Acts of Congress to States for Canal Purposes, from the first Grant in 1827 to 1877.

[From the Report of the Commissioner of the General Land Office.]

STATES.	Date of Laws.	Name of Canal.	Total Number of Acres Granted.
Indiana.....	Mar. 2, 1827.	Wabash and Erie Canal.....	1,439,279
" .....	Feb. 27, 1841.		
" .....	Mar. 3, 1845.		
Ohio.....	Mar. 2, 1827.	" " " .....	266,535
" .....	June 30, 1834.		
" .....	May 24, 1828.	Miami and Dayton.....	333,826
" .....	April 2, 1830.	" " .....	.....
" .....	May 24, 1828.	General Canal purposes.....	500,000
Illinois. ....	Mar. 2, 1827.	Canal to connect the waters of the Illinois River with those of Lake Michigan.....	290,915
Wisconsin ...	June 18, 1838.	Milwaukee and Rock River Canal....	125,431
" .....	Apr. 10, 1866.	Breakwater and Harbor and Ship Canal....	200,000
" .....	Mar. 7, 1874.	Extending the time for completion of Green Bay and Sturgeon Bay and Lake Michigan Ship Canal.....	.....
Michigan... ..	Aug. 26, 1852.	Saint Mary's Ship Canal.....	750,000
" .....	Mar. 3, 1865.	Portage Lake and Lake Superior Ship Canal	200,000
" .....	July 3, 1866.	" " " .....	200,000
" .....	" " "	Lac La Belle Ship Canal .....	100,000
Total quantity of Acres granted for Canals.....			4,405,986

Statistics of Railways in Great Britain (England, Wales, Scotland and Ireland) for Sixteen Years, 1861-1877.

[From the Statistical Abstract of the United Kingdom, 1878.]

Years.	Length of Lines open at the End of each Year.	Total Capital Paid up (Shares, Loans, &c.) at the End of each Year.	Number of Passengers Conveyed (including Season-Ticket Holders).		Total of Traffic Receipts.		Total of Working Expenses.	Net Traffic Receipts of Passengers and Goods.
			Total.	Per Mile.	Total.	Per Mile.		
	Miles.	£	No.	No.	£	£	£	£
1861..	10,869	362,327,338	173,773,218	15,988	28,565,355	2,628	13,843,337	14,722,018
1862..	11,551	385,218,438	180,435,727	15,625	29,128,558	2,522	14,268,409	14,860,149
1863..	12,322	404,215,802	204,699,466	16,612	31,156,397	2,528	15,027,234	16,129,163
1864..	12,789	425,719,613	229,348,664	17,933	33,911,547	2,651	16,000,308	17,911,239
1865..	13,289	455,478,143	251,959,862	18,960	35,751,655	2,691	17,149,072	18,602,532
1866..	13,804	481,872,184	274,403,895	19,734	38,164,354	2,754	18,811,673	19,352,681
1867..	14,247	502,262,887	287,807,904	20,201	39,479,999	2,771	19,848,952	19,631,047
1869..	15,145	518,779,761	312,779,381	20,189	41,075,321	2,712	20,780,078	21,915,849
1870..	15,537	529,908,673	336,701,800	21,249	43,417,070	2,794	21,715,525	23,362,618
1871..	15,376	552,680,107	375,409,146	24,415	47,107,558	3,064	23,152,860	25,739,920
1872..	15,814	569,047,346	423,147,164	26,758	51,304,114	3,244	26,293,304	26,957,870
1873..	16,082	588,320,308	455,634,767	28,332	55,675,421	3,462	30,752,848	26,989,152
1874..	16,448	609,895,931	478,334,368	29,081	56,899,498	3,459	32,612,712	26,643,003
1875..	16,664	630,226,942	507,532,187	30,457	58,977,518	3,539	33,211,031	28,020,298
1876..	16,872	658,214,776	538,681,722	31,928	59,917,868	3,551	33,535,509	28,680,266
1877..	17,077	674,059,048	551,593,654	32,268	60,644,057	3,551	33,857,978	29,115,350
1878...	17,333	698,545,154	565,024,455	32,598	60,454,375	3,488	33,189,368	29,673,306
1879...	17,696	717,003,469	562,732,890	31,800	59,395,282	3,356	32,045,273	29,731,430

Reduction of the National Debt of the United States and of the interest-charge thereon ANNUALLY, from August 31, 1865, and MONTHLY from March 1, 1877, to December 1, 1880.

Condensed from the Debt Statements of the Treasury Department.

DATE.	Total interest bearing debt.	Debt on which interest has ceased.	Debt bearing no interest.	Total principal.	Cash in Treasury.	Debt less cash.	Annual interest charge.
	\$	\$	\$	\$	\$	\$	\$
Aug. 31, 1865	2,381,530,295	1,503,020	461,616,311	2,844,649,626	88,218,055	2,756,431,571	150,977,698
July 1, 1866	2,332,331,208	935,092	439,969,874	2,773,236,174	137,200,010	2,636,036,164	146,068,196
July 1, 1867	2,248,067,388	1,840,615	428,218,101	2,678,126,104	169,974,892	2,508,151,212	138,892,451
July 1, 1868	2,202,088,728	1,197,341	408,401,783	2,611,687,851	130,834,438	2,480,853,413	128,459,598
Mar. 1, 1869	2,178,994,050	6,422,464	421,578,180	2,606,994,694	115,594,789	2,491,399,904	126,389,550
July 1, 1869	2,162,060,522	5,260,181	421,131,510	2,588,452,214	155,680,341	2,432,771,873	125,523,998
July 1, 1870	2,046,455,722	3,708,641	430,508,064	2,480,672,428	149,502,471	2,331,169,956	118,784,960
July 1, 1871	1,934,696,750	1,948,902	416,565,680	2,353,211,332	106,217,263	2,246,994,069	111,949,330
July 1, 1872	1,814,794,100	7,926,797	430,530,431	2,253,251,329	103,470,798	2,149,780,530	103,988,463
July 1, 1873	1,710,483,950	51,929,710	472,069,333	2,234,482,993	129,020,932	2,105,462,061	98,049,804
July 1, 1874	1,738,930,750	3,216,590	509,543,128	2,251,690,468	147,541,315	2,104,149,154	98,796,004
July 1, 1875	1,722,676,300	11,425,820	498,182,412	2,232,284,532	142,243,362	2,090,041,170	96,855,690
July 1, 1876	1,710,685,450	3,902,420	465,807,197	2,180,395,067	119,469,727	2,060,925,340	95,104,269
<b>1877.</b>							
March 1.....	1,711,697,500	8,629,860	475,330,972	2,195,658,332	133,831,645	2,061,826,687	94,403,645
April 1.....	1,702,143,700	6,062,390	469,596,208	2,177,802,299	130,158,149	2,047,644,150	93,925,955
May 1.....	1,702,020,750	15,621,380	473,923,757	2,191,565,887	154,299,886	2,037,266,001	93,618,578
June 1.....	1,706,964,650	14,894,300	473,602,073	2,195,461,023	166,924,869	2,028,536,153	93,540,212
July 1.....	1,711,888,500	16,648,860	476,764,032	2,205,301,392	186,025,961	2,019,275,431	93,160,643
Aug. 1.....	1,716,791,900	11,979,280	472,244,818	2,201,015,999	170,771,810	2,030,244,189	93,229,847
Sept. 1.....	1,716,607,700	19,357,660	466,167,611	2,202,132,971	172,928,886	2,029,204,085	92,768,795
Oct. 1.....	1,726,560,250	19,334,320	456,872,797	2,202,767,367	178,303,929	2,024,463,438	92,940,948
Nov. 1.....	1,731,043,500	27,062,880	444,070,369	2,202,176,749	184,538,045	2,017,638,704	92,309,943
Dec. 1.....	1,735,934,450	24,702,050	437,893,411	2,198,529,911	184,147,613	2,014,382,298	92,303,400
<b>1878.</b>							
Jan. 1.....	1,740,833,850	21,512,240	434,026,317	2,196,372,408	187,847,250	2,008,525,157	92,499,364
Feb. 1.....	1,740,933,750	11,599,620	440,494,641	2,193,028,011	171,168,479	2,021,859,532	92,503,358
Mar. 1.....	1,741,782,500	7,235,760	442,882,125	2,191,900,385	172,563,922	2,019,336,463	92,537,283
April 1.....	1,735,736,850	8,060,780	447,959,570	2,191,757,200	174,324,459	2,017,432,741	92,094,544
May 1.....	1,749,735,650	6,831,850	446,908,273	2,203,475,773	195,515,378	2,007,960,396	92,704,472
June 1.....	1,782,735,650	6,143,500	451,930,652	2,240,809,802	238,507,769	2,002,302,033	94,149,472
July 1.....	1,794,735,650	5,594,560	455,875,682	2,256,205,892	256,823,612	1,999,382,280	94,654,472
Aug. 1.....	1,809,677,900	9,009,640	460,029,912	2,278,717,452	269,316,170	2,009,401,282	95,181,007
Sept. 1.....	1,832,670,500	11,973,650	456,572,834	2,301,216,984	300,002,881	2,001,214,103	95,920,563
Oct. 1.....	1,832,261,550	12,524,690	438,425,195	2,283,211,435	285,342,240	1,997,869,195	95,703,026
Nov. 1.....	1,821,163,600	15,026,370	434,310,625	2,270,500,595	275,217,474	1,995,283,121	94,857,149
Dec. 1.....	1,812,750,750	23,666,240	436,209,834	2,272,626,824	275,314,583	1,997,312,241	94,012,378
<b>1879.</b>							
Jan. 1.....	1,823,812,850	22,446,460	421,443,036	2,267,702,346	273,896,028	1,993,806,318	94,252,104
Feb. 1.....	1,954,895,650	6,608,080	423,938,407	2,385,322,137	382,450,696	2,002,871,441	99,471,672
Mar. 1.....	2,014,271,900	6,372,930	427,917,033	2,448,561,863	447,292,498	2,001,269,365	101,515,647
April 1.....	2,006,091,400	7,672,160	409,032,903	2,422,796,463	420,787,458	2,002,009,005	100,174,817
May 1.....	1,968,962,800	67,429,110	412,040,260	2,448,432,171	448,467,157	1,999,965,014	95,823,087
June 1.....	1,967,414,760	55,306,660	407,192,983	2,429,914,403	430,591,298	1,999,323,106	93,829,261
July 1.....	1,797,643,700	37,015,630	410,835,742	2,245,495,072	249,080,167	1,996,414,905	83,773,778
Aug. 1.....	1,796,912,800	78,737,550	420,913,854	2,296,564,204	282,905,273	2,013,658,931	83,744,542
Sept. 1.....	1,796,917,000	41,140,910	416,090,056	2,254,147,966	243,696,228	2,010,451,738	83,744,710
Oct. 1.....	1,796,967,650	29,674,720	412,837,679	2,239,480,049	234,778,679	2,004,701,370	83,746,736
Nov. 1.....	1,796,967,650	23,079,035	405,585,191	2,225,631,876	229,844,812	1,995,787,064	83,746,736
Dec. 1.....	1,786,917,650	18,247,595	396,993,830	2,202,159,075	207,217,688	1,994,941,387	83,143,736
<b>1880.</b>							
Jan. 1.....	1,786,686,850	14,691,925	393,711,680	2,195,090,455	207,983,904	1,987,106,551	83,129,888
Feb. 1.....	1,781,686,850	12,002,445	394,510,095	2,188,199,391	203,742,268	1,984,457,123	82,849,338
Mar. 1.....	1,770,212,850	10,823,135	393,311,102	2,174,347,087	196,351,653	1,977,995,434	82,211,663
April 1.....	1,760,698,400	9,922,965	391,007,928	2,161,629,293	201,106,983	1,960,522,310	81,665,319
May 1.....	1,747,698,400	8,877,635	391,381,013	2,147,957,048	199,464,394	1,948,492,654	80,946,055
June 1.....	1,735,698,400	8,134,965	395,424,350	2,139,257,716	206,613,517	1,932,644,199	80,266,461
July 1.....	1,723,993,100	7,621,455	388,800,815	2,120,415,371	201,088,623	1,919,326,748	79,633,981
Aug. 1.....	1,722,698,400	6,841,115	390,056,531	2,119,596,046	198,890,405	1,920,705,641	79,563,652
Sept. 1.....	1,713,198,400	6,128,035	386,059,831	2,105,386,267	196,668,332	1,908,717,935	79,030,843
Oct. 1.....	1,700,698,400	6,011,665	389,922,440	2,096,632,507	199,945,260	1,896,687,247	78,339,632
Nov. 1.....	1,690,698,400	5,615,665	397,257,162	2,093,571,228	203,545,487	1,890,025,741	77,788,437
Dec. 1.....	1,686,520,400	5,518,085	404,907,783	2,096,946,269	210,926,764	1,886,019,505	77,537,757



**TOTAL COINAGE OF THE UNITED STATES MINT, 1793 to  
1880, INCLUSIVE.**

From the Official Report of the Director of the Mint.

	Gold.	Silver.	Minor.	Total.
1793 to 1795..	\$71,485 00	\$370,683 80	\$11,373 00	\$453,541 80
1796.....	102,727 50	79,077 50	10,324 40	192,129 40
1797.....	103,422 70	12,591 45	9,510 34	125,524 29
1798.....	205,610 00	330,291 00	9,797 00	545,698 00
1799.....	213,285 00	423,515 00	9,106 68	645,906 68
1800.....	317,760 00	224,296 00	29,279 40	571,335 40
1801.....	422,570 00	74,758 00	13,628 37	510,956 37
1802.....	423,310 00	58,343 00	34,422 83	516,075 83
1803.....	258,377 50	87,118 00	25,203 03	370,698 53
1804.....	258,642 50	100,310 50	12,844 94	371,827 94
1805.....	170,367 50	149,388 50	13,483 48	333,239 48
1806.....	324,505 00	471,319 00	5,269 00	801,084 00
1807.....	437,495 00	597,448 75	9,652 21	1,044,595 96
1808.....	284,665 00	684,300 00	13,090 00	982,055 00
1809.....	169,375 00	707,376 00	8,001 53	884,752 53
1810.....	501,435 00	638,773 50	15,660 00	1,155,868 50
1811.....	497,905 00	668,340 00	2,495 95	1,168,740 95
1812.....	290,435 00	814,029 50	10,755 00	1,115,219 50
1813.....	477,140 00	620,951 50	4,180 00	1,102,271 50
1814.....	77,270 00	561,687 50	3,578 30	642,535 80
1815.....	3,175 00	17,308 00	.....	20,483 00
1816.....	.....	28,575 75	28,209 82	56,785 57
1817.....	.....	607,783 50	39,484 00	647,267 50
1818.....	242,940 00	1,070,454 50	31,670 00	1,345,064 50
1819.....	258,615 00	1,140,000 00	26,710 00	1,425,325 00
1820.....	319,030 00	501,680 70	44,075 50	1,864,786 20
1821.....	189,325 00	825,762 45	3,890 00	1,018,977 45
1822.....	88,980 00	805,806 50	20,723 39	915,509 89
1823.....	72,425 00	895,550 00	.....	967,975 00
1824.....	93,200 00	1,752,477 00	12,620 00	1,858,297 00
1825.....	156,385 00	1,564,583 00	14,926 00	1,735,894 00
1826.....	92,245 00	2,002,090 00	16,344 25	2,110,679 25
1827.....	131,565 00	2,869,200 00	23,577 32	3,024,342 32
1828.....	140,145 00	1,575,600 00	25,636 24	1,741,381 24
1829.....	295,717 50	1,994,578 00	16,580 00	2,306,875 50
1830.....	643,105 00	2,495,400 00	17,115 00	3,155,620 00
1831.....	714,270 00	3,175,600 00	33,603 60	3,923,473 60
1832.....	798,435 00	2,579,000 00	23,620 00	3,401,055 00
1833.....	978,550 00	2,759,000 00	28,160 00	3,765,710 00
1834.....	954,270 00	3,415,002 00	19,151 00	7,388,423 00
1835.....	186,175 00	3,443,003 00	39,489 00	5,668,667 00
1836.....	135,700 00	3,606,100 00	23,100 00	7,764,900 00
1837.....	148,305 00	2,096,010 00	55,583 00	3,299,898 00
1838.....	809,595 00	2,333,243 00	63,702 00	4,206,540 00
1839.....	1,355,885 00	2,176,296 00	31,286 61	3,563,467 61
1840.....	1,675,302 50	1,726,703 00	24,627 00	3,426,632 50
1841.....	1,091,597 50	1,132,750 00	15,973 67	2,240,321 17
1842.....	1,834,170 00	2,332,750 00	23,833 90	4,190,753 90
1843.....	8,108,797 50	3,834,750 00	24,283 20	11,967,830 70
1844.....	5,428,230 00	2,235,550 00	23,987 52	7,687,767 52
1845.....	3,756,447 50	1,873,200 00	38,948 04	5,668,595 54
1846.....	4,034,177 50	2,558,580 00	41,208 00	6,633,965 50
1847.....	20,221,385 00	2,379,450 00	61,836 69	22,662,671 69
1848.....	3,775,512 50	2,040,050 00	64,157 99	5,879,720 49
1849.....	9,007,761 50	2,114,950 00	41,984 32	11,164,695 82

TOTAL COINAGE OF THE UNITED STATES MINT 1793 TO 1880, INCLUSIVE—(Continued).

	Gold.	Silver.	Minor.	Total.
1850.....	\$31,981,738 50	\$1,866,100 00	\$44,467 50	\$33,892,306 00
1851.....	62,614,492 50	774,397 00	99,635 43	63,488,524 93
1852.....	56,846,187 50	999,410 00	50,630 94	57,896,228 44
1853.....	39,377,909 00	9,077,571 00	67,059 78	48,522,539 78
1854.....	25,915,918 50	8,619,270 00	42,638 35	34,577,826 85
1855.....	28,977,968 00	3,501,245 00	16,030 79	32,495,243 79
1856.....	36,697,768 50	5,135,240 00	27,106 78	41,860,115 28
1857.....	15,811,563 00	1,477,000 00	63,510 46	17,352,073 46
1858.....	30,253,725 50	8,040,730 00	234,000 00	38,528,455 50
1859.....	17,296,077 00	6,187,400 00	307,000 00	23,790,477 00
1860.....	16,445,476 00	2,769,920 00	342,000 00	19,557,396 00
1861.....	60,692,237 00	2,605,700 00	101,660 00	63,400,597 00
1862.....	45,532,386 50	2,812,401 50	116,000 00	48,460,788 00
1863.....	20,695,852 00	1,174,092 80	478,450 00	22,348,394 80
1864.....	21,649,345 00	548,214 10	463,800 00	22,661,359 10
1865.....	25,107,217 50	636,308 00	1,183,330 00	26,926,855 50
1866.....	28,313,945 00	680,264 50	646,570 00	29,640,779 50
1867.....	28,217,187 50	986,871 00	1,879,540 00	31,083,598 50
1868.....	18,114,425 00	1,136,750 00	1,713,385 00	20,964,560 00
1869.....	21,828,637 50	840,746 50	1,279 05 00	23,948,439 00
1870.....	22,257,312 50	1,767,253 50	611,445 00	24,636,011 00
1871.....	21,302,475 00	1,955,905 25	283,760 00	23,542,140 25
1872.....	20,376,495 00	3,029,834 05	123,020 00	23,529,349 05
1873.....	35,249,337 50	2,945,795 50	494,050 00	38,689,183 00
1874.....	50,442,690 00	5,983,601 30	411,925 00	56,838,216 30
1875.....	33,553,965 00	10,070,368 00	230,375 00	43,854,708 00
1876.....	38,178,962 50	19,126,502 50	260,350 00	57,565,815 00
1877.....	44,078,199 00	28,549,935 00	62,165 00	72,690,299 00
1878.....	52,798,980 00	28,290,825 50	30,694 00	81,120,499 50
1879.....	40,986,912 00	27,227,882 50	97,798 00	68,312,592 50
1880.....	56,157,735 00	27,942,437 50	269,971 50	84,370,144 00
Total.....	1,133,103,322 00	292,333,441 90	13,283,167 05	1,438,719,925 95

BUSINESS OF THE SUEZ CANAL FROM ITS OPENING.

This great ship canal, one hundred miles in length, connects Suez on the Red Sea with Port Saïd on the Mediterranean. It was commenced by a company, aided by large subscriptions of the governments of Egypt, France, and England, in 1858, and opened November 17, 1869. It is 72 feet wide at the bottom, about 300 feet at the surface, and 26 feet in depth, easily passing the largest vessels. The controlling interest in the canal was purchased for £4,000,000, in 1875, by the British government, which now holds it. The following table exhibits the prodigious increase of business on this great work :

[From the *Économiste Français*, 1878-1880.]

YEARS.	1. Transit of vessels.	2. Sundry receipts.	3. Total.	4. Exp'nces of working.	5. Net profits.	6. Propor- tion of ex- penses to receipts.	7. No. of ves- sels.	8. Ton'age.
	Dollars.	Dollars.	Dollars.	Dollars.	Dollars.	per cent.		
1870..	1,031,800	353,600	1,385,400	1,291,600	94,000	93.21	486	436,000
1871..	1,519,800	1,134,200	2,654,000	1,165,400	1,488,600	43.90	765	761,000
1872..	2,867,600	758,400	3,626,000	1,007,800	2,618,200	27.79	1,082	1,439,000
1873..	4,165,320	745,000	4,910,320	1,144,000	3,766,000	23.30	1,173	2,085,000
1874..	4,530,800	631,400	5,162,200	1,281,800	3,880,400	24.83	1,264	2,424,000
1875..	5,286,200	583,800	5,870,000	1,243,200	4,625,800	21.18	1,494	2,941,000
1876..	5,526,400	537,200	6,063,600	1,120,000	4,943,400	18.47	1,457	3,072,000
1877..	6,035,800	599,400	6,635,200	1,155,200	5,480,000	17.41	1,663	3,419,000
1878....	6,219,646	142,532	6,362,178	.....	.....	.....	1,593	3,291,535
1879....	5,937,212	135,003	6,072,215	.....	.....	.....	1,477	3,236,942



VALUE OF FOREIGN COINS IN UNITED STATES MONEY.

As Proclaimed by the Treasury Department.

January 1, 1880.

Country.	Monetary Unit.	Standard.	Value in U. S. Money.	Standard Coin.
Austria.....	Florin.....	Silver.....	.41,3	
Belgium.....	Franc.....	Gold and silver.	.19,3	5, 10, and 20 francs.
Bolivia.....	Boliviano.....	Silver.....	.83,6	Boliviano.
Brazil.....	Milreis of 1000 reis.....	Gold.....	.54,5	
British Possessions in N. A.....	Dollar.....	Gold.....	\$1.00	
Central America.....	Peso.....	Silver.....	.83,6	Peso.
Chili.....	Peso.....	Gold.....	.91,2	Condor, doubloon, and escudo.
Denmark.....	Crown.....	Gold.....	.26,8	10 and 20 crowns.
Ecuador.....	Peso.....	Silver.....	.83,6	Peso.
Egypt.....	Pound of 100 piasters.....	Gold.....	4.97,4	5, 10, 25, and 50 piasters.
France.....	Franc.....	Gold and silver.	.19,3	5, 10, and 20 francs.
Great Britain.....	Pound sterling.....	Gold.....	4.86,6½	½ sovereign and sovereign.
Greece.....	Drachma.....	Gold and silver.	.19,3	5, 10, 20, 50, and 100 drachmas.
German Empire.....	Mark.....	Gold.....	.23,8	5, 10, and 20 marks.
India.....	Rupee of 16 annas.....	Silver.....	.39,7	
Italy.....	Lira.....	Gold and silver.	.19,3	5, 10, 20, 50, and 100 lire.
Japan.....	Yen, (gold).....	Gold and silver.	.99,7	1, 2, 5, 10, and 20 yen.
Liberia.....	Dollar.....	Gold.....	1.00	
Mexico.....	Dollar.....	Silver.....	.90,9	Peso or dollar, 5, 10, 25, and 50 centavo.
Netherlands.....	Florin.....	Gold and silver.	.40,2	
Norway.....	Crown.....	Gold.....	.26,8	10 and 20 crowns.
Peru.....	Sol.....	Silver.....	.83,6	sol.
Portugal.....	Milreis of 1000 reis.....	Gold.....	1.08	2, 5, and 10 milreis.
Russia.....	Rouble of 100 copecks.....	Silver.....	.66,9	¼, ½, and 1 rouble.
Sandwich Islands.....	Dollar.....	Gold.....	1.00	
Spain.....	Peseta of 100 centimes.....	Gold and silver.	.19,3	5, 10, 20, 50, and 100 pesetas.
Sweden.....	Crown.....	Gold.....	.26,8	10 and 20 crowns.
Switzerland.....	Franc.....	Gold and silver.	.19,3	5, 10, and 20 francs.
Tripoli.....	Mahbub of 20 piasters.....	Silver.....	.74,8	
Turkey.....	Piaster.....	Gold.....	.04,4	25, 50, 100, 250, and 500 piasters.
United States of Colombia.....	Peso.....	Silver.....	.83,6	Peso.

TREASURY DEPARTMENT.

Washington, D. C., January 1, 1880.

The foregoing estimation, made by the Director of the Mint, of the value of the foreign coins above mentioned, I hereby proclaim to be the values of such coins expressed in the money of account of the United States, and to be taken in estimating the values of all foreign merchandise, made out in any of said currencies, imported on or after January 1, 1880.

JOHN SHERMAN,

Secretary Treasury.

Expenditures of the Government on account of the Civil War from July 1, 1861, to June 30, 1879, inclusive.

Special Report of the Secretary of the Treasury to the Senate, June 10, 1880.

Appropriation.	Gross expenditure.	Expenditure other than for the war.	Expenditure growing out of the war.
Salaries and expenses of American and British Claims Commission.....	\$295,879	.....	\$295,879
Award to British claimants.....	1,929,819	.....	1,929,819
Tribunal of arbitration at Geneva.....	244,815	.....	244,815
Salaries and expenses of Alabama Claims Commission.....	253,231	.....	253,231
Salaries and contingent expenses of Pension Office.....	7,095,968	\$1,870,180	5,225,788
Salaries and contingent expenses of War Department.....	15,331,957	2,712,694	12,619,263
Salaries and contingent expenses of Executive Departments (exclusive of Pension Office and War Department).....	33,944,018	10,110,746	23,833,272
Expenses of assessing and collecting internal revenue.....	112,803,841	.....	112,803,841
Miscellaneous accounts.....	2,664,200	456,714	2,207,486
Subsistence of the Army.....	420,041,038	38,623,489	381,417,549
Quartermaster's Department.....	357,518,967	58,037,049	299,481,918
Incidental expenses of Quartermaster's Department.....	101,528,573	16,185,840	85,342,734
Transportation of the Army.....	407,463,325	70,669,459	336,793,886
Transportation of officers and their baggage.....	4,620,220	1,601,000	3,025,220
Clothing of the Army.....	356,651,466	11,107,586	345,543,880
Purchase of horses for cavalry and artillery.....	130,990,763	4,318,359	126,672,423
Barracks, quarters, &c.....	49,872,669	18,801,823	31,070,847
Heating and cooking stoves.....	487,881	39,150	448,731
Pay, mileage, general expenses, &c., of the Army.....	184,473,721	106,388,992	78,084,729
Pay of two and three years' volunteers.....	1,040,102,703	.....	1,040,102,703
Pay of three months' volunteers.....	868,305	.....	868,305
Pay, &c., of one hundred days' volunteers.....	14,386,778	.....	14,386,778
Pay of militia and volunteers.....	6,126,953	.....	6,126,953
Pay, &c., to officers and men in the Department of the Missouri.....	844,151	.....	844,151
Pay and supplies of 100 days' volunteers.....	4,826,878	.....	4,824,878
Bounty to volunteers and regulars on enlistment.....	38,522,046	.....	38,522,046
Bounty to volunteers and their widows and heirs.....	31,760,346	.....	31,760,346
Additional bounty act of July 28, 1866.....	69,998,787	.....	69,998,787
Collection and payment of bounty, &c., to colored soldiers, &c.....	268,158	.....	268,158
Reimbursing States for moneys expended for payment of military service of United States.....	9,635,513	.....	9,635,513
Defraying expenses of minute-men and volunteers in Pennsylvania, Maryland, Ohio, Indiana and Kentucky.....	597,178	.....	597,
Refunding to States expenses incurred on account of volunteers.....	31,297,243	.....	31,297,243
Reimbursements to Baltimore for aid in construction of defensive works in 1863.....	96,152	.....	96,152
Payment to certain military organizations in Kansas.....	296,097	.....	296,097
Expenses of recruiting.....	2,568,640	1,270,674	1,297,966
Draft and substitute fund.....	9,713,873	.....	9,713,873
Medical and Hospital Department.....	46,954,147	1,845,377	45,108,770
Medical and Surgical History and Statistics.....	196,048	.....	196,048
Medical Museum and Library.....	55,000	.....	55,000
Providing for comfort of sick, wounded, and discharged soldiers.....	2,232,785	.....	2,232,785
Freedmen's Hospital and Asylum.....	123,487	.....	123,487
Artificial limbs and appliances.....	509,283	.....	509,283
Ordnance service.....	6,114,533	1,561,002	4,553,532
Ordnance, ordnance stores and supplies.....	59,798,080	3,864,147	55,933,933
Armament of fortifications.....	12,336,711	2,118,239	10,218,472
National armories, arsenals, &c.....	29,730,717	6,127,228	23,603,489
Purchase of arms for volunteers and regulars....	76,378,935	.....	76,378,935
Traveling expenses First Michigan Cavalry and California and Nevada Volunteers.....	84,131	.....	84,131
Payment of expenses under reconstruction acts..	3,128,906	.....	3,128,906



Expenditures of the Government on account of the Civil War, from July 1, 1861, to June 30, 1879, inclusive.—Continued.

Appropriation.	Gross expenditure.	Expenditure other than for the war.	Expenditure growing out of the war.
Secret service.....	681,587	.....	681,587
Books of tactics.....	172,568	.....	172,568
Medals of honor.....	29,890	.....	29,890
Support of National Home for disabled volunteer soldiers.....	8,546,185	.....	8,546,185
Publication of official records of war of rebellion.	170,999	.....	170,999
Contingencies of the Army and Adjutant-General's Department. ....	3,291,835	565,137	2,726,699
Payments under special acts of relief.....	1,088,407	.....	1,088,407
Copying official reports.....	5,000	.....	5,000
Expenses of court of inquiry in 1868 and 1869.....	5,000	.....	5,000
United States police for Baltimore.....	100,000	.....	100,000
Preparing register of volunteers.....	1,015	.....	1,015
Army pensions .....	437,744,193	130,315,000	407,429,193
Telegraph for military purposes.....	2,500,086	.....	2,500,086
Maintenance of gunboat fleet proper.....	5,244,684	.....	5,244,684
Keeping, transporting and supplying prisoners of war.....	7,659,412	.....	7,659,412
Permanent forts and fortifications; surveys for military defences; contingencies of fortifications; platform for cannon of large caliber, &c., from 1862 to 1868.....	20,887,757	7,483,766	13,403,991
Construction and maintenance of steam-rams....	1,370,730	.....	1,370,730
Signal service.....	222,270	78,472	143,798
Gunboats on the Western rivers.....	3,239,314	.....	3,239,314
Supplying, transporting and delivering arms and munitions of war to loyal citizens in States in rebellion against the Government of the United States.....	1,649,597	.....	1,649,597
Collecting, organizing, and drilling volunteers....	29,091,667	.....	29,091,667
Bridge-trains and equipage.....	1,413,702	.....	1,413,702
Tool and siege trains.....	702,250	.....	702,250
Completing the defences of Washington.....	912,283	.....	912,283
Commutation of rations to prisoners in rebel States.. ..	320,637	.....	320,637
National cemeteries.....	4,162,848	.....	4,162,848
Purchase of Ford's Theatre.....	88,000	.....	88,000
Temporary relief to destitute in District of Columbia.....	57,000	.....	57,000
Headstones, erection of headstones, pay of superintendents, and removing the remains of officers to national cemeteries.....	1,080,186	.....	1,080,186
State of Tennessee for keeping and maintaining United States military prisoners.....	22,749	.....	22,749
Capture of Jeff. Davis.....	97,032	.....	97,032
Removing wreck of gunboat Oregon.....	5,500	.....	5,500
Support of Bureau of Refugees and Freedmen....	11,454,237	.....	11,454,237
Claims for quartermaster's stores and commissary supplies.....	850,221	.....	850,221
Miscellaneous claims audited by Third Auditor...	94,223	47,112	47,111
Claims of loyal citizens for supplies furnished during the rebellion.....	4,170,305	.....	4,170,305
Payment for use of Corcoran Art Gallery.....	125,000	.....	125,000
Expenses of sales of stores and material.....	5,842	.....	5,842
Transportation of insane volunteer soldiers.....	1,000	.....	1,000
Horses and other property lost in military service .....	4,281,725	.....	4,281,725
Purchase of cemetery grounds near Columbus, Ohio .....	500	.....	500
Fortifications on the northern frontier.....	683,748	.....	683,748
Pay of Navy.....	144,549,074	70,086,770	74,462,304
Provisions of the Navy.....	32,771,931	16,403,307	16,368,624
Clothing of the Navy.....	2,709,492	1,114,701	1,594,791
Construction and repair.....	170,007,781	35,829,685	134,178,096
Equipment of vessels.....	25,174,615	.....	25,174,615
Ordnance .....	38,063,358	6,641,263	31,422,094

Expenditures of the Government on account of the Civil War, from July 1, 1861 to June 30, 1879, inclusive.—*Continued.*

Appropriation.	Gross expenditure.	Expenditure other than for the war.	Expenditure growing out of the war.
Surgeon's necessaries.....	2,178,770	241,026	1,937,744
Yards and docks.....	33,638,157	3,337,855	30,300,302
Fuel for the Navy.....	19,952,754	8,612,522	11,340,233
Hemp for the Navy.....	2,836,917	1,938,664	898,252
Steam machinery.....	49,297,319	.....	49,297,319
Navigation.....	2,526,247	.....	2,526,247
Naval hospitals.....	875,452	375,789	499,663
Magazines.....	753,822	349,291	404,532
Marine Corps, pay, clothing, &c.....	16,726,906	8,969,291	7,757,615
Naval Academy.....	2,640,441	778,309	1,862,132
Naval Asylum, Philadelphia.....	652,050	65,394	586,656
Temporary increase of the Navy.....	8,123,766	.....	8,123,766
Miscellaneous appropriations.....	2,614,045	.....	2,614,045
Naval pensions.....	7,540,043	950,000	6,590,043
Bounties to seamen.....	2,821,530	.....	2,821,530
Bounty for destruction of enemies' vessels.....	271,309	.....	271,309
Indemnity for lost clothing.....	389,025	.....	389,025
Total expenditures.....	\$6,844,571,431	\$654,641,522	\$6,189,929,909

NOTE.—Only the appropriations from which war expenditures were made are included in the above. A statement of the total receipts and expenditures of the United States, from 1789 to 1880 inclusive, classified under appropriate heads, will be found on pages 66-69.

### VITAL STATISTICS OF FOREIGN CITIES.

[From the Reports of the Board of Health of the City of New York.]

CITY.	Popula- tion. [Estimat- ed for 1873.]	No. of deaths.	Death rate per 1,000 inhabi- tants.	CITY.	Popula- tion. [Estimat- ed for 1873.]	No. of deaths.	Death rate per 1,000 inhabi- tants.
Algiers.....	49,531	1,490	30.08	London.....	3,356,073	76,634	22.83
Amsterdam...	282,000	7,332	26.07	Manchester....	354,000	10,015	28.29
Antwerp.....	153,645	3,795	24.69	Mayence.....	47,483	1,396	29.40
Basle.....	50,000	1,167	23.34	Messina.....	111,854	3,234	28.91
Berlin.....	950,000	26,424	27.81	Mexico.....	225,000	6,963	30.94
Birmingham..	355,540	8,990	25.28	Milan.....	271,135	9,272	34.19
Bologna.....	112,462	3,951	35.13	Montreal.....	165,000	4,954	30.02
Bombay.....	644,405	15,665	24.31	Munich.....	169,400	7,705	45.48
Bordeaux.....	194,055	5,190	26.74	Newcastle....	135,500	4,033	29.76
Brussels.....	185,000	5,377	29.06	Nice.....	49,230	1,718	34.89
Cadiz.....	52,451	1,481	28.23	Nottingham..	90,894	2,035	21.18
Calcutta.....	447,600	11,557	25.82	Palermo.....	223,424	6,259	28.46
Christiania....	72,725	1,566	21.53	Paris.....	1,851,792	40,739	22.04
Dresden.....	179,678	6,257	34.82	Pesth.....	230,000	11,323	49.23
Edinburgh.....	208,322	4,577	21.97	Quebec.....	62,000	1,424	22.97
Frankfort-on- the Main....	100,000	2,608	20.08	Rome.....	248,307	8,479	34.14
Genoa.....	135,282	4,972	36.75	Rotterdam....	125,893	3,963	31.48
Glasgow.....	514,295	14,876	28.92	Stockholm....	147,249	4,484	30.45
The Hague....	94,895	2,470	26.05	Stuttgart.....	91,666	2,354	25.68
Halifax.....	31,582	739	23.39	Sunderland...	104,380	2,341	22.42
Havana.....	205,676	7,755	37.70	Turin.....	214,425	5,575	26.07
Honolulu.....	14,852	1,639	110.35	Valparaiso....	95,000	6,135	64.58
Lausanne.....	26,520	645	24.32	Venice.....	135,644	4,919	36.26
Leghorn.....	97,096	3,046	31.37	Vera Cruz....	15,500	1,093	70.51
Leicester.....	104,360	2,478	23.74	Vienna.....	700,000	24,701	35.28
Leipsic.....	110,000	2,869	26.08	Wilna.....	77,188	2,362	30.60
Liverpool.....	505,274	13,632	25.81	Wolverha'pton	70,000	1,726	24.65
				Zurich.....	56,695	1,451	25.59



THE CUSTOMS TARIFF OF GREAT BRITAIN.

No protective duties are now levied on goods imported, Customs duties being charged solely for the sake of revenue. Formerly the articles subject to duty numbered nearly a thousand; now they are only twenty-two, the chief being tobacco, spirits, tea, and wine. The following is a complete list:

[From the Statistical Abstract of the United Kingdom, 1878.]

ARTICLES.	DUTY.	ARTICLES.	DUTY.
	£ s. d.		£ s. d.
Ale or beer, spec. gravity not exceeding 1065°, per bbl.....	8 0	Naphtha, purified, gallon.....	0 10 5
Ale or beer, spec. grav. not exceeding 1090°, per bbl.....	0 0 0	Pickles, in vinegar, gallon....	0 0 1
Ale or beer, spec. gravity exceeding 1090°, per bbl.....	0 16 0	Plate, gold, ounce.....	0 17 0
Beer, Mum, per bbl.....	1 1 0	Plate, silver, ounce.....	0 1 6
Beer, spruce, spec. gravity not exceeding 1190°, per bbl. ....	1 1 0	Spirits, brandy, Geneva, rum, etc., gallon.....	0 10 5
Beer, spruce, exceeding 1190°, per barrel.....	1 4 0	Spirits, rum, from British Colonies, gallon.....	0 10 2
Cards, playing, per doz. packs	0 3 9	Spirits, cologne water, gallon.	0 16 6
Chicory (raw or kiln dried), cwt.	0 13 3	Tea, pound.....	0 0 6
Chicory (roasted or ground), lb.	0 0 2	Tobacco, unmanufactured, lb.	0 3 1 <sup>3</sup> / <sub>4</sub>
Chloral hydrate, pound.....	0 1 3	Tobacco, containing less than ten per cent of moisture, lb.	0 3 6
Chloroform, pound.....	0 3 0	Cavendish or Negro-head....	0 4 6
Cocoa, pound.....	0 0 1	Other manufactured tobacco..	0 4 0
Cocoa, cwt., husks and shells.	0 2 0	Snuff, containing more than 13 per cent of moisture, lb...	0 3 9
Cocoa paste and chocolate, pound.....	0 0 2	Snuff, less than 13 per cent of moisture, lb.....	0 4 6
Coffee, raw, cwt.....	0 14 0	Tobacco, cigars, pound.....	0 5 0
Coffee, kiln-dried, roasted, or ground, pound.....	0 0 2	Varnish, containing alcohol, gallon.....	0 12 0
Collodion, gallon.....	0 1 4	Vinegar, gallon.....	0 0 3
Essence of spruce, 10 per cent ad valorem.....	0 13 0	Wine, containing less than 26° proof spirit, gallon.....	0 1 0
Ethyl, iodide of, gallon.....	0 1 5	Wine, containing more than 26° and less than 42° spirit, gallon	0 2 6
Ether, gallon.....	0 7 0	Wine, for each additional degree of strength beyond 42°, gallon.....	0 0 3
Fruit, dried, cwt.....	1 4 0		
Malt, per quarter.....			

POPULATION OF GREAT BRITAIN AND IRELAND AT EACH DECENNIAL CENSUS FROM 1801 TO 1871.

	1801.	1811.	1821.	1831.	1841.	1851.	1861.	1871.
Eng. and Wales	9,156,171	10,454,529	12,172,664	14,051,986	16,035,198	18,054,170	20,228,417	22,712,266
Scotland.....	1,678,452	1,884,044	2,137,325	2,405,610	2,652,339	2,922,362	3,096,808	3,360,018
Ireland*.....	5,319,867	*6,084,996	6,869,544	7,828,347	8,222,664	6,623,982	5,850,309	5,411,416
Islands*.....	82,810	*35,547	92,654	106,542	126,249	145,435	145,674	144,638
Army, Navy, & Merchant Seamen abroad..					202,954	212,194	250,356	229,000
Unit. Kingdom	16,237,300	18,509,116	21,272,187	24,392,485	27,239,404	27,958,143	29,571,644	31,857,338
Increase, per ct.		13.99	14.92	14.71	11.67	2.63	5.77	7.72

\* The population of Ireland and that of the Channel Islands in the British Seas for 1801 and 1811 are given by estimate, no census having been taken before 1821.

From 1694, the year of its Foundation, to 1880.

NOTE.—It is to be understood in all cases that the discount rate against any given date was the rate charged until the next succeeding date. For example, April 20th, 1876, the Directors fixed the minimum rate of discount on first-class bills at 2 per cent, which continued until May 2d, 1877, when it was raised to 3 per cent.

1694	Aug. 8.... 6	May 29.... 5	May 19.... 8	May 9.... 5
	30.... 4½	June 26.... 4½	" 26.... 7	" 30.... 4
	Oct. 24.... 6	Oct. 1.... 5	June 16.... 6	June 13.... 3½
1695	Jan. 16.... 6	" 6.... 6	July 25.... 7	" 20.... 3
	" 16.... 4½	" 6.... 7	Aug. 4.... 8	July 18.... 3½
	" 16.... 3	Nov. 13.... 7	Sept. 8.... 9	Sept. 18.... 4
	May 19.... 3	Dec. 4.... 6½	Nov. 10.... 8	" 26.... 4½
1704	Feb. 28.... 4	" 18.... 6	" 24.... 7	Oct. 3.... 5
	" 28.... 5	1857	Dec. 15.... 6	" 10.... 6
1710	June 22.... 5	April 2.... 6½	Jan. 12.... 5½	Nov. 9.... 7
1716	July 26.... 4	June 18.... 6	" 26.... 5	" 23.... 6
1719	April 30.... 5	July 16.... 5½	March 2.... 4½	Dec. 12.... 5
1720	Oct. 27.... 5	Oct. 8.... 6	" 30.... 4	1873
1722	Aug. 23.... 4	" 12.... 7	May 4.... 4½	Jan. 9.... 4½
1742	Oct. 18.... 5	" 19.... 8	" 25.... 4	" 23.... 4
	" 18.... 4	Nov. 5.... 9	June 1.... 3½	" 30.... 3½
1745	Dec. 12.... 5	" 9.... 10	" 15.... 3	March 26.... 4
1746	May 1.... 4	Dec. 24.... 8	July 27.... 3½	May 7.... 4½
	" 5.... 5	1858	Aug. 3.... 4	" 10.... 5
1773	" 13.... 5	Jan. 7.... 6	Sept 28.... 4½	" 17.... 6
1822	June 20.... 4	" 14.... 5	Oct. 2.... 5	June 4.... 7
1825	Dec. 13.... 5	" 28.... 4	" 5.... 6	" 12.... 6
1827	July 5.... 4	Feb. 4.... 3½	" 7.... 7	July 10.... 5
1836	July 21.... 4½	" 11.... 3	Nov. 23.... 6	" 17.... 4½
	Sept. 1.... 5	Dec. 9.... 2½	Dec. 28.... 7	" 24.... 4
1838	Feb. 15.... 4	1859	Jan. 4.... 8	" 31.... 3½
1839	May 16.... 5	April 28.... 3½	Feb. 22.... 7	Aug. 21.... 3
	June 20.... 5½	May 5.... 4½	March 15.... 6	Sept. 25.... 4
	Aug. 1.... 6	June 2.... 3½	May 3.... 7	" 29.... 5
1840	Jan. 23.... 5	" 9.... 3	" 8.... 8	Oct. 14.... 6
	Oct. 15.... 5	July 14.... 2½	" 11.... 9	" 18.... 7
1841	June 3.... 5	Jan. 19.... 3½	" 12.... 10	Nov. 1.... 8
1842	April 7.... 4	March 29.... 4½	Aug. 16.... 8	" 7.... 9
1844	Sept. 5.... 2½	April 12.... 5	" 23.... 7	" 20.... 8
	" 5.... 3	May 10.... 4½	" 30.... 6	Dec. 4.... 5
1845	March 13.... 2½	Nov. 8.... 4½	Sept. 6.... 5	" 11.... 4½
	Oct. 16.... 3	" 13.... 5	" 27.... 4½	1874
	Nov. 6.... 3½	" 15.... 6	Nov. 8.... 4	Jan. 8.... 4
1846	Aug. 27.... 3	" 29.... 5	Dec. 20.... 3½	" 15.... 3½
1847	Jan. 14.... 3½	Dec. 31.... 6	Feb. 7.... 3	April 30.... 4
	" 21.... 4	1861	May 30.... 2½	May 28.... 3½
	April 8.... 5	Jan. 7.... 7	July 25.... 2	June 4.... 3
	" 15.... 5	Feb. 14.... 8	Nov. 19.... 2½	" 18.... 2½
	Aug. 5.... 5½	March 21.... 7	Dec. 3.... 3	July 30.... 3
	Oct. 25.... 8	April 4.... 6	April 1.... 4	Aug. 6.... 4
	Nov. 27.... 7	" 11.... 5	May 6.... 4½	" 27.... 3
	Dec. 2.... 6	May 16.... 6	June 10.... 4	Oct. 15.... 4
	" 23.... 5	Aug. 1.... 5	" 24.... 3½	Nov. 16.... 5
1848	Jan. 27.... 4	" 29.... 4	July 15.... 3	" 30.... 6
	June 15.... 3½	Sept. 19.... 3½	Aug. 19.... 2½	1875
	Nov. 2.... 3	Nov. 7.... 3	Nov. 4.... 3	Jan. 7.... 5
1849	Nov. 22.... 3½	1862	July 21.... 3½	" 14.... 4
1850	Dec. 26.... 3	Jan. 9.... 2½	" 23.... 4	" 28.... 3
1852	Jan. 1.... 2½	May 22.... 3	" 28.... 5	Feb. 18.... 3½
	April 22.... 2	July 10.... 2½	Aug. 4.... 6	July 8.... 3
1853	Jan. 6.... 2½	" 24.... 2	" 11.... 5½	" 29.... 2½
	" 20.... 3	Oct. 30.... 3	" 18.... 4½	Aug. 12.... 2
	June 2.... 3½	Jan. 15.... 4	" 25.... 4	Oct. 7.... 2½
	Sept. 1.... 4	" 28.... 5	Sept. 1.... 3½	" 14.... 3½
	" 15.... 4½	Feb. 19.... 4	" 15.... 3	" 21.... 4
	" 29.... 5	April 23.... 3½	" 29.... 2½	Nov. 18.... 3
1854	May 11.... 5½	" 30.... 3	1871	Dec. 30.... 4
	Aug. 3.... 5	May 16.... 3½	March 2.... 3	1876
1855	April 5.... 4½	" 21.... 4	April 13.... 2½	Jan. 6.... 5
	May 3.... 4	Nov. 2.... 5	June 15.... 2¼	" 27.... 4
	June 14.... 3½	" 5.... 6	July 13.... 2	March 23.... 3½
	Sept. 6.... 4	Dec. 2.... 7	Sept. 21.... 3	April 6.... 3
	" 13.... 4½	" 3.... 8	" 28.... 4	" 20.... 2
	" 27.... 5	" 24.... 7	Oct. 7.... 5	1877
	Oct. 4.... 5½	1864	Nov. 16.... 4	May 2.... 3
	" 18.... 6	Jan. 20.... 8	" 30.... 3½	July 4.... 2½
	" 18.... 7	Feb. 11.... 7	Dec. 14.... 3	" 11.... 2
1856	May 22.... 6	" 25.... 6	1872	Sept. 5.... 3
		April 16.... 7	April 4.... 3½	Oct. 10.... 4
		May 2.... 8	" 11.... 4	" 17.... 5
		" 5.... 9		Nov. 29.... 4

Jan. '78, 3; Jan. 31, 2; Mar. 27, 3; May 30, 2½; June 27, 3; July 4, 3½; Aug. 1, 4; Aug. 12, 5; Oct. 14, 6; Nov. 21, 5.

Jan. 16, 1879, 4; Jan. 30, 3; March 13, 2½; April 10, 2; Nov. 6, 3.  
June 17, 1880, 2½; Dec. 9, 3.



UNITED STATES CURRENCY VALUE OF GOLD.

Giving the Currency Price in Dollars of One Hundred Dollars in Gold in the New York Market, averaged by Months and Years, from Jan. 1, 1862, to Jan. 1, 1879.

PERIODS.	1862.	1863.	1864.	1865.	1866.	1867.	1868.	1869.	1870.	1871.	1872.	1873.	1874.	1875.	1876.	1877.
Jan...	102.5	145.1	155.5	216.2	140.1	134.6	138.5	135.6	121.3	110.7	109.1	112.7	111.4	112.5	112.8	106.2
Feb..	103.5	160.5	158.6	205.5	138.4	137.4	141.4	134.4	119.5	111.5	110.3	114.1	112.3	114.5	113.4	105.2
Mar..	101.8	154.5	162.9	173.8	130.5	135	139.5	131.3	112.6	111	110.1	115.5	112.1	115.5	114.3	104.8
Apr..	101.5	151.5	172.7	148.5	127.3	135.6	138.7	132.9	113.1	110.6	111.1	117.8	113.4	114.8	113.2	106.2
May..	103.3	148.9	176.3	135.6	131.8	137	139.6	139.2	114.7	111.5	113.7	117.7	112.4	115.8	112.7	106.5
June.	106.5	144.5	210.7	140.1	148.7	137.5	140.1	138.1	112.9	112.4	113.9	116.5	111.3	117	111.9	105.5
July..	115.5	130.6	258.1	142.1	151.6	139.4	142.7	136.1	116.8	112.4	114.3	115.7	110	114.8	111.8	105.6
Aug	114.5	125.8	254.1	143.5	148.7	140.8	145.5	134.2	117.9	112.4	114.4	115.4	109.7	113.5	110.8	104.6
Sept..	118.5	134.2	222.5	143.9	145.5	143.4	143.6	136.8	114.8	114.5	113.5	112.7	109.7	115.8	109.7	103.5
Oct...	128.5	147.7	207.2	145.5	148.3	143.5	137.1	130.2	112.8	113.2	113.2	108.9	110	116.5	110.7	102.9
Nov..	131.1	148.0	233.5	147	143.8	139.6	134.4	126.2	111.4	111.2	112.9	108.6	110.9	115.2	109.1	102.9
Dec...	132.3	151.1	227.5	146.2	136.7	134.8	135.2	121.5	110.7	109.3	112.2	110	111.7	113.9	108	102.7
Average of year	113.3	145.2	203.3	157.3	140.9	138.2	139.7	133	114.9	111.7	112.4	113.8	111.2	115.1	111.5	104.7

NOTE.—According to the officially-published quotations of the gold market in New York, the currency price of \$100 gold reached its maximum on the 11th day of July, 1864, the quotations for that day ranging from \$276 to \$285. The average price of \$100 gold for the month of July, 1864, was \$258.10.

For the year 1873 the average currency value of gold was \$101.43.

GOLD VALUE OF UNITED STATES CURRENCY.

Giving the Gold Price in Dollars of One Hundred Dollars in Currency in the New York Market, averaged by Months and Years, from Jan. 1, 1862, to Jan. 1, 1878.

PERIODS.	1862.	1863.	1864.	1865.	1866.	1867.	1868.	1869.	1870.	1871.	1872.	1873.	1874.	1875.	1876.	1877.
Jan...	97.6	68.9	64.3	46.3	71.4	74.3	72.2	73.7	82.4	90.3	91.7	88.7	89.7	88.9	88.6	94.1
Feb..	96.6	62.3	63.1	48.7	72.3	72.8	70.7	74.4	83.7	89.7	90.7	87.6	89.1	87.3	88.2	95
Mar..	98.2	61.7	61.4	57.5	76.6	74.1	71.7	76.2	88.8	90.1	90.8	86.6	89.2	86.6	87.4	95.4
Apr..	98.5	66	57.9	67.3	78.6	73.7	72.1	75.2	88.4	90.4	90	84.9	88.2	87.1	88.3	94.1
May..	96.8	67.2	56.7	73.7	75.9	73	71.6	71.8	87.2	89.7	88	85	89.9	86.3	88.7	93.9
June.	93.9	69.2	47.5	71.4	67.2	72.7	71.4	72.4	88.6	89	87.8	85.8	90	85.4	89.4	94.8
July.	86.6	76.6	38.7	70.4	66	71.7	70.1	73.5	85.6	89	87.5	86.4	91	87.2	89.5	94.7
Aug..	87.3	79.5	39.4	69.7	67.2	71	68.7	74.5	84.8	89	87.4	86.7	91.2	88.1	90.2	95.7
Sept..	84.4	74.5	44.9	69.5	68.7	69.7	69.6	73.1	87.1	87.3	88.1	88.7	91.2	86.4	91.1	96.6
Oct...	77.8	67.7	48.3	68.7	67.4	69.7	72.9	76.8	88.7	88.3	88.3	91.8	91	85.8	90.1	97.2
Nov..	76.3	67.6	42.8	68	69.5	71.6	74.4	79.2	89.8	89.9	88.6	92.1	90.2	86.7	91.6	97.2
Dec..	75.6	66.2	44	68.4	73.2	74.2	74	82.3	90.3	91.5	89.1	90.9	89.6	87.8	92.5	97.3
Average of year	88.3	68.9	49.2	63.6	71	72.4	71.6	75.2	87	89.5	89	87.9	89.9	86.9	89.6	95.5

For the year 1878 the average gold value of currency was \$98.56.

**PRICES OF BRITISH THREE PER CENT CONSOLS FOR  
NINETY-ONE YEARS, 1789-1879.**

From the Economist and the Banker's Magazine, London.

Years.	Highest Price.	Lowest Price.	Years.	Highest Price.	Lowest Price.	Years.	Highest Price.	Lowest Price.	Years.	Highest Price.	Lowest Price.
1789..	81.2	71.6	1811	66.7	61.7	1833	91.7	86.5	1855	93.2	85.6
1790..	80.9	70.5	1812	63.0	55.1	1834	93.2	89.0	1856	96.1	90.5
1791..	89.7	75.7	1813	67.5	54.5	1835	93.1	89.1	1857	97.9	86.5
1792..	97.1	72.5	1814	67.5	54.5	1836	93.0	86.6	1858	98.9	94.6
1793..	81.0	70.5	1815	72.5	61.5	1837	94.1	90.2	1859	97.4	88.2
1794..	72.4	62.7	1816	65.7	53.9	1838	95.5	91.9	1860	95.6	91.1
1795..	70.5	61.0	1817	84.2	62.0	1839	94.1	89.2	1861	94.4	89.1
1796..	70.6	53.2	1818	82.0	73.0	1840	93.5	85.7	1862	94.7	91.5
1797..	56.5	47.5	1819	79.0	64.9	1841	90.6	87.1	1863	94.0	89.7
1798..	58.0	47.2	1820	70.2	65.6	1842	97.2	90.1	1864	92.0	87.1
1799..	69.0	52.6	1821	78.7	68.7	1843	99.9	92.1	1865	91.5	86.1
1800..	67.2	60.0	1822	83.0	75.4	1844	101.4	97.9	1866	91.5	84.0
1801..	70.0	54.2	1823	85.7	72.0	1845	100.6	91.9	1867	96.4	89.9
1802..	79.0	66.0	1824	97.2	91.1	1846	97.2	87.9	1868	96.1	92.0
1803..	73.0	50.2	1825	93.5	73.9	1847	90.0	78.7	1869	94.2	91.5
1804..	59.9	53.7	1826	84.6	76.5	1848	94.5	80.0	1870	94.5	88.5
1805..	62.0	57.0	1827	89.6	81.7	1849	97.9	90.6	1871	94.0	91.4
1806..	64.6	58.5	1828	89.6	83.5	1850	98.5	95.0	1872	93.7	91.2
1807..	64.4	57.6	1829	95.7	86.5	1851	99.1	95.6	1873	94.0	91.7
1808..	69.1	62.6	1830	93.9	74.6	1852	101.6	98.7	1874	93.6	91.2
1809..	70.4	63.4	1831	84.9	78.1	1853	101.0	85.1	1875	95.6	92.4
1810..	71.0	63.2	1832	89.0	82.5	1854	95.9	86.9	1876	97.0	93.5
									1877	97.4	93.0
									1878	98.0	93.6
									1879	99.5	94.5

**MERCHANT SHIPPING OF THE WORLD IN 1876.**

[From the London Economist's Commercial History and Review, 1877.]

Countries.	Sailing Vessels.	Tonnage.	Steam Vessels.	Tonnage.	Total Tonnage.
British .....	20,265	5,807,365	3,299	3,362,992	9,170,357
United States.....	7,288	2,390,521	605	789,728	3,180,249
Norwegian .....	4,749	1,410,903	122	55,874	1,466,777
Italian .....	4,601	1,292,076	114	97,582	1,389,658
German.....	3,456	875,995	226	226,888	1,102,883
French .....	3,858	725,048	314	334,334	1,059,382
Spanish.....	2,915	557,320	230	176,250	733,570
Greek.....	2,121	426,905	11	7,133	434,038
Dutch.....	1,432	399,993	126	134,600	534,593
Swedish.....	2,121	399,128	219	88,660	487,788
Russian.....	1,785	391,952	151	105,962	497,914
Austrian .....	983	338,684	78	81,269	419,953
Danish.....	1,348	188,953	87	60,697	249,650
Portuguese.....	456	107,016	26	22,277	129,293
South American.....	273	95,459	81	59,263	154,722
Central American.....	153	57,944	6	3,132	61,076
Turkish and Egyptian...	305	48,289	30	28,264	76,553
Belgian.....	54	23,344	35	40,700	64,044
Asiatic.....	42	16,019	11	10,877	26,996
Liberian.....	3	454	.....	.....	454



## BRITISH INTERNAL REVENUE TAXES AND REVENUE RECEIVED.

The following table shows the principal excise and stamp taxes, licenses, carriage duties, and property and income taxes levied by the British laws, and collected from all sources, except customs duties, post-office, telegraphs, and miscellaneous.

[Compiled from the 20th Report of the Commissioners on the Inland Revenue, 1878.]

SOURCES OF REVENUE.	TAX.	REVENUE, 1877.
	£ s. d.	Pounds reduced to doll. rs.
Appraisers' licenses .....	2 0 0	46,500
Armorial bearings.....	£1 to £10	412,000
Auctioneers' licenses.....	10 0 0	328,000
Bankers' licenses.....	30 0 0	209,550
Beer, licenses to brew or sell.....	12s. 6d. to £5 10s.	3,500,000
Bills of exchange and notes.....	1s. for each £100.	3,812,100
Carriages, licenses (413,333).....	15s. to £2	2,768,700
Certificate of birth, marriage or death.....	0 0 1	.....
Checks, drafts, and receipts.....	0 0 1	4,085,000
Chicory, per cwt.....	0 12 1	15,000
Deeds and other instruments.....	2s. 6d. to £1 10s.	10,574,600
Distillers' licenses.....	10 10 0	8,500
Dogs, licenses (1,362,176).....	0 5 0	1,743,700
Game licenses.....	£2 to £3	1,900,000
Gun, license to use or carry.....	0 10 0	386,000
House duty, annual value of £20 and upward.....	6d. in the pound.	7,302,310
Insurance policies.....	1s. for each £100	620,000
Land tax.....	1s. to £6	5,424,448
Legacy and succession duties.....	£1 10s for ea. £100	18,500,000
Malt, per bushel.....	2s. 7d and 5½	40,201,890
Maltsters' licenses.....	2s. 7d. to £4 14s.	74,800
Marriage licenses.....	5d. to 10s.	26,000
Medicines, patent.....	1½d. to £1	191,125
Patents for inventions.....	£5 to £100	845,200
Pawnbrokers' licenses.....	7 10 0	162,500
Pedlers and hawkers.....	5s. to £4	116,000
Plate, gold and silver, per ounce.....	1s. 6d. to 17s.	330,150
Property and income tax in the £.....	1¼d. to 3d.	26,420,455
"    "    "    incomes under £150, exempt.....		
"    "    "    £400, first £120 exempt.)		
Publicans selling beer, wine, and spirits.....	£5 10s. to £16 10s.	1,800,000
Railway-passenger receipts, each £100.....	5 0 0	3,650,000
Restaurants.....	10s. 6d. to £2 4s.	40,650
Servants (male), each.....	0 15 0	837,600
Settlements and probate of wills, each £100.....	0 5 0	10,699,570
Solicitors' certificates.....	£6 to £9	486,315
Spirits, home-made, per gal.....	0 10 0	73,365,825
"    dealers in, no <sup>t</sup> retailers.....	10 10 0	460,000
"    retailers of.....	10s. to £14 6s.	3,626,615
Stamps in law proceedings.....	2s. 6d. to £80	2,914,575
Sugar used by brewers.....	0 11 6	2,500,000
Sweets, dealers in.....	5 5 0	25,000
Tobacco and snuff, dealers in.....	0 5 3	400,000
"    "    "    manufacturers of.....	£5 5s. to £31 10s.	40,000
Vinegar-makers.....	5 5 0	15,945
Wine merchants, wholesale.....	10 10 0	268,500
Various items.....	.....	774,032
<b>Total Inland Revenue.....</b>	.....	<b>\$231,904,255</b>

## London Bankers' Clearing House Statistics.

Year ending April 30.	Total clearances for the year.	Year ending April 30.	Total clearances for the year.	Year ending April 30.	Total clearances for the year.
1868 ...	£3,257,411,000	1872.....	£5,379,722,000	1876. ..	£5,407,243,000
1869.....	3,524,039,000	1873.....	6,003,335,000	1877.....	4,873,800,000
1870.....	3,720,623,000	1874.....	5,993,586,000	1878.....	5,036,533,000
1871.....	4,018,464,000	1875.....	6,013,299,000	1879.....	4,885,937,000

[Condensed, with additions, from the Financial Review, 1877.]

TABLE FOR INVESTORS.

THE following table shows the rate per cent of annual income to be realized from stocks or bonds bearing any given rate of yearly dividends or interest, from 1 to 15 per cent, when purchased at various prices from 10 to 300 per cent. This table applies equally well to both stocks and bonds, and has nothing to do with the length of time which a bond has to run to maturity.

For example : To ascertain what rate of annual interest will be realized on a bond or stock which bears 7 per cent per annum and can be purchased at 92 (i.e., at 92 per cent of its par value, whatever the par may be), find 92 in the column of "purchase price" and follow that line across to the column headed "7 per cent," which will show the correct figures—in the present instance, 7 $\frac{1}{2}$  per cent.

Purchase Price.	3 per cent.	3.65 per cent.	4 per cent.	4 $\frac{1}{2}$ per cent.	5 per cent.	6 per cent.	7 per cent.	7 $\frac{1}{2}$ per cent.	8 per cent.	9 per cent.	10 per cent.	12 per cent.	15 per cent.
10....	30	36.50	40	45	50	60	70	73	80	90	100	120	150
15....	20	24.33	26.66	30	33.33	40	46.66	48.66	53.33	60	66.66	80	100
20....	15	18.25	20	22.50	25	30	35	36.50	40	45	50	60	75
22....	13.63	16.59	18.18	20.45	22.72	27.27	31.81	33.18	36.36	40.90	45.45	54.54	68.18
24....	12.50	15.20	16.66	18.75	20.83	25	29.16	30.41	33.33	37.50	41.66	50	62.50
26....	11.53	14.03	15.38	17.30	19.23	23.07	26.92	28.07	30.76	34.61	38.46	46.15	57.69
23....	10.71	13.03	14.28	16.07	17.85	21.42	25	26.07	28.57	32.14	35.71	42.85	53.57
30....	10	12.16	13.33	15	16.66	20	23.33	24.33	26.66	30	33.33	40	50
32....	9.37	11.40	12.50	14.06	15.32	18.75	21.87	22.81	25	28.12	31.25	37.50	46.87
34....	8.82	10.73	11.76	13.23	14.70	17.64	20.58	21.47	23.52	26.47	29.41	35.29	44.11
36....	8.33	10.13	11.11	12.50	13.88	16.66	19.44	20.27	22.22	25	27.77	33.33	41.66
38....	7.89	9.60	10.52	11.84	13.15	15.78	18.42	19.21	21.05	23.68	26.31	31.57	39.47
40....	7.50	9.12	10	11.25	12.50	15	17.50	18.25	20	22.50	25	30	37.50
42....	7.14	8.69	9.52	10.71	11.90	14.28	16.66	17.38	19.04	21.42	23.80	28.57	35.71
44....	6.81	8.29	9.09	10.22	11.33	13.63	15.90	16.59	18.18	20.45	22.72	27.27	34.09
46....	6.52	7.93	8.69	9.78	10.86	13.04	15.21	15.86	17.39	19.56	21.73	26.08	32.60
43....	6.25	7.60	8.33	9.37	10.41	12.50	14.58	15.20	16.65	18.75	20.83	25	31.25
50....	6	7.30	8	9	10	12	14	14.60	16	18	20	24	30
51....	5.88	7.15	7.84	8.82	9.80	11.76	13.72	14.31	15.68	17.64	19.60	23.52	29.41
52....	5.76	7.01	7.69	8.65	9.61	11.53	13.46	14.03	15.38	17.30	19.23	23.07	28.84
53....	5.66	6.88	7.54	8.49	9.43	11.32	13.20	13.77	15.09	16.98	18.86	22.64	28.30
54....	5.55	6.75	7.40	8.33	9.25	11.11	12.96	13.51	14.81	16.66	18.51	22.22	27.77
55....	5.45	6.63	7.27	8.18	9.09	10.90	12.72	13.27	14.54	16.36	18.18	21.81	27.27
56....	5.35	6.51	7.14	8.03	8.92	10.70	12.50	13.03	14.28	16.07	17.85	21.42	26.78
57....	5.26	6.40	7.01	7.89	8.77	10.52	12.27	12.80	14.03	15.78	17.54	21.05	26.31
58....	5.17	6.29	6.89	7.75	8.62	10.34	12.06	12.58	13.79	15.51	17.24	20.68	25.86
59....	5.08	6.18	6.77	7.62	8.47	10.16	11.86	12.37	13.55	15.25	16.94	20.33	25.42
60....	5	6.08	6.66	7.50	8.33	10	11.66	12.16	13.33	15	16.66	20	25
61....	4.91	5.97	6.55	7.37	8.19	9.83	11.47	11.95	13.11	14.75	16.39	19.67	24.59
62....	4.83	5.88	6.45	7.25	8.06	9.67	11.29	11.77	12.90	14.51	16.12	19.35	24.19
63....	4.76	5.79	6.34	7.14	7.93	9.52	11.11	11.58	12.69	14.28	15.87	19.04	23.80
64....	4.68	5.70	6.25	7.03	7.81	9.37	10.93	11.40	12.50	14.06	15.62	18.75	23.43
65....	4.61	5.61	6.15	6.92	7.69	9.23	10.76	11.23	12.30	13.84	15.33	18.46	23.07
66....	4.54	5.53	6.06	6.81	7.57	9.09	10.60	11.06	12.12	13.63	15.15	18.18	22.72
67....	4.47	5.44	5.97	6.71	7.46	8.95	10.44	10.89	11.94	13.43	14.92	17.91	22.38
68....	4.41	5.36	5.88	6.61	7.35	8.82	10.29	10.73	11.76	13.23	14.70	17.64	22.05
69....	4.34	5.28	5.79	6.52	7.24	8.69	10.14	10.57	11.59	13.04	14.49	17.39	21.73
70....	4.28	5.21	5.71	6.42	7.14	8.57	10	10.42	11.43	12.85	14.28	17.14	21.42
71....	4.22	5.14	5.63	6.33	7.04	8.45	9.85	10.28	11.26	12.67	14.08	16.90	21.12
72....	4.16	5.06	5.55	6.25	6.94	8.33	9.72	10.13	11.11	12.50	13.89	16.66	20.83
73....	4.10	5	5.47	6.16	6.84	8.21	9.58	10	10.95	12.32	13.69	16.43	20.54
74....	4.05	4.93	5.40	6.08	6.75	8.10	9.45	9.86	10.80	12.16	13.51	16.21	20.27
75....	4	4.86	5.33	6	6.66	8	9.33	9.73	10.66	12	13.33	16	20
76....	3.94	4.80	5.26	5.92	6.57	7.89	9.21	9.60	10.52	11.84	13.15	15.78	19.73
77....	3.89	4.74	5.19	5.84	6.49	7.79	9.09	9.48	10.38	11.68	12.98	15.58	19.48
78....	3.84	4.67	5.12	5.76	6.41	7.69	8.97	9.35	10.25	11.53	12.82	15.38	19.23
79....	3.79	4.62	5.06	5.69	6.32	7.59	8.86	9.24	10.12	11.39	12.65	15.18	18.98
80....	3.75	4.56	5	5.62	6.25	7.50	8.75	9.12	10	11.25	12.50	15	18.75
81....	3.70	4.50	4.93	5.55	6.17	7.40	8.64	9.01	9.87	11.11	12.34	14.81	18.51
82....	3.65	4.45	4.87	5.43	6.09	7.31	8.53	8.90	9.75	10.97	12.19	14.63	18.29
83....	3.61	4.39	4.81	5.42	6.02	7.22	8.43	8.79	9.63	10.84	12.04	14.45	18.04
84....	3.57	4.34	4.76	5.35	5.95	7.14	8.33	8.69	9.52	10.71	11.90	14.28	17.85
85....	3.52	4.29	4.70	5.29	5.88	7.05	8.23	8.58	9.41	10.58	11.76	14.11	17.64



TABLE FOR INVESTORS—(Continued).

Purchase Price.	3 per cent.	3.65 per cent.	4 per cent.	4½ per cent.	5 per cent.	6 per cent.	7 per cent.	7½ per cent.	8 per cent.	9 per cent.	10 per cent.	12 per cent.	15 per cent.
86...	3.48	4.24	4.65	5.23	5.81	6.97	8.13	8.48	9.30	10.46	11.62	13.95	17.44
87...	3.44	4.19	4.59	5.17	5.74	6.89	8.04	8.39	9.19	10.34	11.49	13.79	17.24
88...	3.40	4.14	4.54	5.11	5.68	6.81	7.94	8.29	9.09	10.22	11.36	13.63	17.04
89...	3.37	4.10	4.49	5.05	5.61	6.74	7.86	8.20	8.98	10.11	11.23	13.48	16.85
90...	3.33	4.05	4.44	5	5.55	6.63	7.77	8.11	8.88	10	11.11	13.33	16.66
91...	3.29	4.01	4.39	4.94	5.49	6.59	7.69	8.02	8.79	9.89	10.98	1.318	16.43
92...	3.26	3.96	4.34	4.89	5.43	6.52	7.60	7.93	8.69	9.78	10.86	1.304	16.30
93...	3.22	3.92	4.30	4.83	5.37	6.45	7.52	7.84	8.60	9.67	10.75	1.290	16.12
94...	3.19	3.88	4.25	4.78	5.31	6.38	7.44	7.76	8.51	9.57	10.65	1.276	15.95
95...	3.15	3.84	4.21	4.73	5.26	6.31	7.36	7.68	8.42	9.47	10.55	1.263	15.78
96...	3.10	3.80	4.16	4.68	5.20	6.25	7.29	7.60	8.33	9.37	10.41	12.50	15.72
97...	3.09	3.76	4.12	4.63	5.15	6.18	7.21	7.52	8.24	9.27	10.30	12.37	15.46
98...	3.06	3.72	4.08	4.59	5.10	6.12	7.14	7.45	8.16	9.18	10.20	12.24	15.30
99...	3.03	3.68	4.04	4.54	5.05	6.06	7.07	7.37	8.08	9.09	10.10	12.12	15.15
100...	3	3.65	4	4.50	5	6	7	7.30	8	9	10	12	15
101...	2.97	3.61	3.96	4.45	4.95	5.94	6.93	7.22	7.92	8.91	9.90	11.58	14.85
102...	2.94	3.57	3.92	4.41	4.90	5.88	6.86	7.15	7.84	8.82	9.80	11.76	14.70
103...	2.91	3.54	3.88	4.36	4.85	5.82	6.79	7.08	7.76	8.73	9.70	11.65	14.56
104...	2.88	3.50	3.84	4.32	4.80	5.76	6.72	7.01	7.69	8.65	9.61	11.53	14.42
105...	2.85	3.47	3.80	4.28	4.76	5.71	6.66	6.95	7.61	8.57	9.52	11.42	14.28
106...	2.83	3.44	3.77	4.24	4.71	5.66	6.60	6.88	7.54	8.49	9.43	11.32	14.15
107...	2.80	3.41	3.73	4.20	4.67	5.60	6.54	6.82	7.47	8.41	9.34	11.21	14.01
108...	2.77	3.37	3.70	4.16	4.62	5.55	6.48	6.75	7.40	8.33	9.25	11.11	13.88
109...	2.75	3.34	3.66	4.12	4.58	5.50	6.42	6.69	7.33	8.25	9.17	11	13.76
110...	2.72	3.31	3.63	4.09	4.54	5.45	6.36	6.63	7.27	8.18	9.09	10.90	13.63
111...	2.70	3.28	3.60	4.05	4.50	5.40	6.30	6.57	7.20	8.10	9	10.81	13.51
112...	2.67	3.25	3.57	4.01	4.46	5.35	6.25	6.51	7.14	8.03	8.92	10.71	13.39
113...	2.65	3.23	3.54	3.98	4.42	5.30	6.19	6.46	7.07	7.96	8.84	10.61	13.27
114...	2.63	3.20	3.50	3.94	4.38	5.26	6.14	6.40	7.01	7.89	8.77	10.52	13.15
115...	2.60	3.17	3.47	3.91	4.35	5.21	6.08	6.34	6.95	7.82	8.69	10.43	13.04
116...	2.58	3.14	3.44	3.87	4.31	5.17	6.03	6.29	6.89	7.75	8.61	10.34	12.93
117...	2.56	3.11	3.41	3.84	4.27	5.12	5.98	6.23	6.83	7.69	8.54	10.25	12.83
118...	2.54	3.09	3.38	3.81	4.23	5.08	5.93	6.18	6.77	7.62	8.47	10.16	12.71
119...	2.52	3.06	3.36	3.78	4.20	5.04	5.88	6.13	6.72	7.56	8.40	10.08	12.60
120...	2.50	3.04	3.33	3.75	4.16	5	5.83	6.08	6.66	7.50	8.33	10	12.50
121...	2.47	3.01	3.30	3.71	4.13	4.95	5.78	6.03	6.61	7.43	8.26	9.91	12.39
122...	2.45	2.99	3.27	3.68	4.09	4.91	5.73	5.98	6.55	7.37	8.19	9.83	12.29
123...	2.43	2.96	3.25	3.65	4.06	4.87	5.69	5.93	6.50	7.31	8.13	9.76	12.19
124...	2.41	2.94	3.22	3.62	4.03	4.83	5.65	5.88	6.45	7.25	8.06	9.67	12.09
125...	2.40	2.90	3.20	3.60	4	4.80	5.60	5.80	6.40	7.20	8	9.60	12
130...	2.30	2.80	3.08	3.46	3.84	4.61	5.38	5.61	6.15	6.92	7.69	9.23	11.53
135...	2.22	2.66	2.96	3.33	3.70	4.44	5.18	5.33	5.92	6.66	7.40	8.88	11.11
140...	2.14	2.60	2.85	3.21	3.57	4.28	5	5.21	5.71	6.42	7.14	8.57	10.71
145...	2.06	2.51	2.75	3.10	3.44	4.13	4.82	5.03	5.51	6.20	6.89	8.27	10.34
150...	2	2.43	2.66	3	3.33	4	4.66	4.86	5.33	6	6.66	8	10
155...	1.93	2.35	2.58	2.90	3.22	3.87	4.51	4.70	5.16	5.80	6.45	7.74	9.67
160...	1.87	2.28	2.50	2.81	3.12	3.75	4.37	4.56	5	5.62	6.25	7.50	9.37
165...	1.81	2.21	2.42	2.72	3.03	3.63	4.24	4.42	4.84	5.45	6.06	7.27	9.09
170...	1.76	2.14	2.35	2.64	2.94	3.52	4.11	4.29	4.70	5.29	5.88	7.05	8.82
175...	1.71	2.08	2.28	2.57	2.85	3.42	4	4.17	4.57	5.14	5.71	6.85	8.57
180...	1.66	2.02	2.22	2.50	2.77	3.33	3.88	4.05	4.44	5	5.55	6.66	8.33
185...	1.62	1.97	2.16	2.43	2.70	3.24	3.78	3.94	4.32	4.86	5.40	6.48	8.10
190...	1.57	1.92	2.10	2.36	2.63	3.15	3.68	3.84	4.21	4.73	5.26	6.31	7.89
195...	1.53	1.89	2.05	2.30	2.56	3.07	3.58	3.79	4.10	4.61	5.13	6.15	7.69
200...	1.50	1.82	2	2.25	2.50	3	3.50	3.65	4	4.50	5	6	7.50
210...	1.42	1.73	1.90	2.14	2.38	2.85	3.33	3.47	3.80	4.28	4.76	5.71	7.14
220...	1.36	1.65	1.81	2.04	2.27	2.72	3.18	3.31	3.63	4.09	4.54	5.45	6.81
225...	1.33	1.62	1.77	2	2.22	2.66	3.11	3.24	3.55	4	4.44	5.33	6.66
230...	1.30	1.58	1.73	1.97	2.17	2.60	3.04	3.17	3.47	3.91	4.34	5.21	6.52
240...	1.25	1.52	1.66	1.87	2.08	2.50	2.91	3.04	3.33	3.75	4.16	5	6.25
250...	1.20	1.46	1.60	1.80	2	2.40	2.80	2.92	3.20	3.60	4	4.80	6
275...	1.09	1.32	1.45	1.63	1.81	2.18	2.54	2.65	2.90	3.27	3.63	4.36	5.45
300...	1	1.20	1.33	1.50	1.66	2	2.33	2.40	2.66	3	3.33	4	5

NUMBER OF PRINCIPAL OFFICERS FROM EACH STATE,  
From the Beginning of the Government in 1789 to 1879.

STATES.	PRESIDENTS.	VICE-PRESIDENTS.	SECRETARIES OF STATE.	SECRETARIES OF TREASURY.	SECRETARIES OF WAR.	SECRETARIES OF NAVY.	SECRETARIES OF INTERIOR.	POSTMASTERS-GENERAL.	ATTORNEYS-GENERAL.	SUPREME COURT JUSTICES.	PRES'TS <i>pro tem.</i> OF SENATE.	SPEAKERS OF HOUSE.	TOTAL.
1 Alabama.....		1								2	2		5
2 Arkansas.....													
3 California.....										1			1
4 Colorado.....													
5 Connecticut.....				1	1	2		4	1	1	3	1	14
6 Delaware.....			2	1					1				4
7 Florida.....													
8 Georgia.....			1	2	2			1	2	1	3	1	13
9 Illinois.....	2		1		1		1			1			6
10 Indiana.....		1		1		1	2	1			1	3	10
11 Iowa.....					2		1			1			4
12 Kansas.....													
13 Kentucky.....		2	1	3	1			4	3	3	2	3	22
14 Louisiana.....	1		1		1								3
15 Maine.....		1		2				1	1	1		1	7
16 Maryland.....			1	2	1	3		2	5	5	2		21
17 Massachusetts.....	2	3	3	3	4	5		1	4	3	2	4	34
18 Michigan.....			1		1		2				2		6
19 Minnesota.....													
20 Mississippi.....				1	1		1				1		4
21 Missouri.....							1		1		1		3
22 Nebraska.....													
23 Nevada.....													
24 New Hampshire.....	1			1		1				1	3		7
25 New Jersey.....						3				2	1	2	8
26 New York.....	2	6	5	3	5	2		2	3	5	1	1	35
27 North Carolina.....						4				2	3	1	10
28 Ohio.....	2			4	3		3	3	3	4	1		23
29 Oregon.....									1				1
30 Pennsylvania.....	1	1	3	7	6	2		2	4	4	3	3	36
31 Rhode Island.....											2		2
32 South Carolina.....		1	2		2	1			1	2	3	2	14
33 Tennessee.....	3	1		1	2			3	1	1	2	2	16
34 Texas.....											1		1
35 Vermont.....								1			2		3
36 Virginia.....	5	2	6		3	4	1		4	5	6	4	40
37 West Virginia.....													
38 Wisconsin.....								1			1		2
Total.....	19	19	27	32	36	28	12	26	35	45	48	28	355

**Boards of Trade, or Chambers of Commerce,**

Are established in the following cities and towns: Albany, N. Y.; Allentown, Pa.; Astoria, Oregon; Atlanta, Ga.; Augusta, Ga.; Baltimore, Md.; Bangor, Me.; Bath, Me.; Bay City, Mich.; Boston, Mass.; Bridgeport, Conn.; Bristol, R. I.; Buffalo, N. Y.; Burlington, Iowa; Charleston, S. C.; Chicago, Ill.; Cincinnati, O.; Cleveland, O.; Columbia, S. C.; Dallas, Texas; Danville, Ky.; Dayton, O.; Denver, Col.; Detroit, Mich.; Dover, N. H.; Dubuque, Iowa.; Erie, Pa.; Evansville, Ind.; Galveston, Texas; Indianapolis, Ind.; Kansas City, Mo.; La Crosse, Wis.; Lafayette, Ind.; Lancaster, Pa.; Louisville, Ky.; Manchester, N. H.; Mankato, Minn.; Memphis, Tenn.; Milwaukee, Wis.; Minneapolis, Minn.; Mobile, Ala.; Montgomery, Ala.; Nashville, Tenn.; Newark, N. J.; New Haven, Conn.; New Orleans, La.; New York, N. Y.; Norfolk, Va.; Omaha, Neb.; Oswego, N. Y.; Paterson, N. J.; Peoria, Ill.; Philadelphia, Pa.; Pittsburgh, Pa.; Portland, Me.; Portland, Oregon; Portsmouth, N. H.; Poughkeepsie, N. Y.; Providence, R. I.; Quincy, Ill.; Red Wing, Minn.; Richmond, Va.; Rochester, N. Y.; Sacramento, Cal.; St. Joseph, Mo.; St. Louis, Mo.; St. Paul, Minn.; Salem, Mass.; Salt Lake City, Utah; San Antonio, Texas; San Francisco, Cal.; Savannah, Ga.; Scranton, Pa.; Syracuse, N. Y.; Toledo, O.; Trenton, N. J.; Troy, N. Y.; Utica, N. Y.; Washington, D. C.; Wilmington, Del.; Wilmington, N. C.; Winona, Minn.; Worcester, Mass.



**TOTAL POPULAR VOTE AT PRESIDENTIAL ELECTIONS.**

NOTE.—See page 258 for reason why no returns of the popular vote prior to 1824 are given.

ELEC-TION.	CANDIDATES ELECTED.	OPPOSING CANDIDATES.	States Voting.	TOTAL VOTE.	INCREASE.	
					Vote.	Per Cent.
1824..	John Q. Adams.....	Jaekson, Crawford, Clay	24	352,062	.....	.....
1828..	Andrew Jackson....	John Q. Adams.....	24	1,156,328	*804,266	*228.4
1832..	" ".....	Clay, Floyd, Wirt.....	24	1,250,799	94,471	8.2
1836..	Martin Van Buren..	Wm. H. Harrison, etc..	26	1,498,205	247,406	19.8
1840..	Wm. H. Harrison...	Van Buren, Birney.....	26	2,410,778	912,573	60.9
1844..	James K. Polk.....	Clay and Birney.....	26	2,698,611	287,833	11.9
1848..	Zachary Taylor.....	Cass and Van Buren...	30	2,871,908	173,297	6.4
1852..	Franklin Pierce.....	Scott and Hale.....	31	3,144,201	272,293	9.5
1856..	James Buchanan....	Fremont, Fillmore.....	31	4,053,967	909,766	28.9
1860..	Abraham Lincoln...	{ Breckinridge, Bell, } { Douglas..... }	33	4,676,853	622,886	15.4
1864..	" ".....	Geo. B. McClellan.....	25	4,024,792	.....	.....
1868..	Ulysses S. Grant....	Horatio Seymour.....	34	5,724,684	.....	.....
1872..	" ".....	Horace Greeley, etc....	37	6,466,165	†1,789,312	†38.3
1876..	Rutherford B. Hayes	Samuel J. Tilden, etc...	38	8,412,733	1,946,568	30.1
1880...	James A. Garfield...	Winfield S. Hancock, etc	38	9,204,428	791,695	9.4

\* The Electors of six States for 1824 were chosen by the Legislatures; in 1828 they were all chosen by the people, except in South Carolina. This will explain the great increase of the popular vote at the election of 1828.

† Increase from 1860 to 1872.

**Percentage of the Total Vote Cast received by Candidates for President at each Election from 1804 to 1876.**

[From The Statistician, San Francisco, 1877.]

CANDIDATES.	Pop.	Elec.	CANDIDATES.	Pop.	Elec.	CANDIDATES.	Pop.	Elec.	
1804.			Henry Clay ....	42.39	17.13	1856.			
Thos. Jefferson .....		92.05	John Floyd.. }	2.65	3.85	Jas. Buchanan..	45.34	58.79	
C. C. Pinckney.....		7.95	Wm. Wirt.... }			2.45	J. C. Fremont.	33.09	38.51
1808.			1836.			Mill'd Fillmore.	21.57	2.70	
James Madison.....		69.71	M. Van Buren..	50.83	57.82	1860.			
C. C. Pinckney.....		26.86	W.H. Harris'n }	49.17	24.83	Abra'm Lincoln	39.91	59.41	
George Clinton.....		3.43	H. L. White.. }			8.85	J.C. Breekinri'e	18.08	23.76
1812.			Dan. Webster }			4.76	John Bell .....	12.61	12.87
James Madison.....		58.99	W.P. Mangum }	3.74	S. A. Douglas..	29.40	3.96		
De Witt Clinton .....		41.01	1840.			1861.			
1816.			W. H. Harrison	52.89	79.59	Abra'm Lincoln	55.06	90.99	
James Monroe.. .....		84.33	M. Van Buren..	46.82	20.41	G. B. McClellan	44.94	9.01	
Rufus King ... .....		15.67	Jas. G. Birney..	.29	.....	1868.			
1820.			1844.			Ulysses S. Grant	52.67	72.79	
James Monroe.. .....		99.57	James K. Polk..	49.55	61.82	Horat. Seymour	47.33	27.21	
John Q. Adams.....		.43	Henry Clay ....	48.14	38.18	1872.			
1824.			Jas. G. Birney..	2.31	.....	Ulysses S. Grant	55.63	81.97	
John Q. Adams	29.92	32.18	1848.			Horace Greeley	43.83	18.03	
And. Jackson... .....	44.27	37.93	Zachary Taylor.	47.36	56.21	Chas. O'Conor..	.45	.....	
W. H. Crawford	12.58	15.71	Lewis Cass.....	42.50	43.79	J. R. Black.....	.09	.....	
Henry Clay . . . . .	13.23	14.18	M. Van Buren..	10.14	.....	1876.			
1828.			1852.			R. B. Hayes....	47.95	57.14	
And. Jackson.. .....	55.97	68.20	Franklin Pierce	50.93	85.81	S. J. Tilden...	50.94	49.86	
John Q. Adams	44.03	31.80	Winfield Scott .	44.10	14.19	Peter Cooper...	.97	.....	
1832.			John P. Hale... .	4.97	.....	G. C. Smith....	.11	.....	
And. Jackson.. .....	54.96	76.57				Scattering.....	.03	.....	
						1880.			
						J. A. Garfield ...	48.26	58.00	
						W. S. Hancock..	48.25	42.00	
						Jas. B. Weaver.	3.33	.....	
						Scattering.....	.13	.....	

## II.—ELECTORAL VOTE, BY STATES, FOR PRESIDENT AND VICE-PRESIDENT, 1789-1880.

### ELECTORAL VOTE OF 1789.\*

No returns of the popular vote for President are preserved with any fulness previous to 1824. During the earlier elections the States, or a majority of them, chose the Presidential Electors by their Legislatures, and not by popular vote. Even as late as 1824, six States thus voted, while one State (South Carolina) continued to choose Presidential Electors by her Legislature until 1868.

STATES. †	Geo. Washington, of Va.	John Adams, of Mass.	John Jay, of N. Y.	R. H. Harrison, of Md.	John Rutledge, of S. C.	John Hancock, of Mass.	Geo. Clinton, of N. Y.	Sam'l Huntington, of Ct.	John Milton, of Ga.	Jas. Armstrong, of Ga.	Benj. Lincoln, of Mass.	Edward Telfair, of Ga.	Vacancies.	Total.
1 Connecticut....	7	5	...	...	...	...	...	2	...	...	...	...	...	7
2 Delaware.....	3	...	3	...	...	...	...	...	...	...	...	...	...	3
3 Georgia.....	5	...	...	...	...	...	...	...	2	1	1	1	...	3
4 Maryland.....	6	...	...	6	...	...	...	...	...	...	...	...	2	8
5 Massachusetts.	10	10	...	...	...	...	...	...	...	...	...	...	...	10
6 N. Hampshire.	5	5	...	...	...	...	...	...	...	...	...	...	...	5
7 New Jersey....	6	1	5	...	...	...	...	...	...	...	...	...	...	6
8 Pennsylvania.	10	8	...	...	...	2	...	...	...	...	...	...	...	10
9 South Carolina	7	...	...	...	6	1	...	...	...	...	...	...	...	7
10 Virginia.....	10	5	1	...	...	1	3	...	...	...	...	...	2	12
Total.....	69	34	9	6	6	4	3	2	2	1	1	1	4	73

\* From 1789 to the election of 1804 the Electors voted for President and Vice-President on the same ballot, the one receiving the highest number of votes being President.

† New York, North Carolina, and Rhode Island did not vote, the New York Legislature having failed to agree on the mode of choosing electors, and North Carolina and Rhode Island not having ratified the Constitution in time to take part in the election.

### ELECTORAL VOTE OF 1792.

STATES.	Geo. Washington, of Va.	J. Adams, of Mass.	Geo. Clinton, of N. Y.	T. Jefferson, of Va.	A. Burr, of N. Y.	Vacancies.	Total.	STATES.	Geo. Washington, of Va.	J. Adams, of Mass.	Geo. Clinton, of N. Y.	T. Jefferson, of Va.	A. Burr, of N. Y.	Vacancies.	Total.
1 Connecticut.....	9	9	...	...	...	...	9	9 New York.....	12	...	12	...	...	...	12
2 Delaware.....	3	3	...	...	...	...	3	10 North Carolina..	12	...	12	...	...	...	12
3 Georgia.....	4	...	4	...	...	...	4	11 Pennsylvania....	15	14	1	...	...	...	15
4 Kentucky.....	4	...	...	4	...	...	4	12 Rhode Island....	4	4	...	...	...	...	4
5 Maryland.....	8	8	...	...	...	2	10	13 South Carolina...	8	7	...	...	1	...	8
6 Massachusetts...	16	16	...	...	...	...	16	14 Vermont.....	3	3	...	...	...	1	4
7 New Hampshire..	6	6	...	...	...	...	6	15 Virginia.....	21	...	21	...	...	...	21
8 New Jersey.....	7	7	...	...	...	...	7	Total.....	132	77	50	4	1	3	185



ELECTORAL VOTE OF 1796.

STATES.	John Adams, of Mass.	Thos. Jefferson, of Va.	Thos. Pinckney, of S. C.	Aaron Burr, of N. Y.	Samuel Adams, of Mass.	Oliver Ellsworth, of Conn.	Geo. Clinton, of N. Y.	John Jay, of N. Y.	Jas. Iredell, of N. C.	Geo. Washington, of Va.	John Henry, of Md.	S. Johnson, of N. C.	C. C. Pinckney.	Total.
1 Connecticut...	9	...	4	...	...	...	...	5	...	...	...	...	...	9
2 Delaware .....	3	...	3	...	...	...	...	...	...	...	...	...	...	3
3 Georgia .....	...	4	...	...	...	...	4	...	...	...	...	...	...	4
4 Kentucky.....	...	4	...	4	...	...	...	...	...	...	...	...	...	4
5 Maryland. ....	7	4	4	3	...	...	...	...	...	...	2	...	...	10
6 Massachusetts.	16	...	13	...	...	1	...	...	...	...	...	2	...	16
7 N. Hampshire.	6	...	...	...	...	6	...	...	...	...	...	...	...	6
8 New Jersey....	7	...	7	...	...	...	...	...	...	...	...	...	...	7
9 New York.....	12	...	12	...	...	...	...	...	...	...	...	...	...	12
10 North Carolina	1	11	1	6	...	...	...	...	3	1	...	...	1	12
11 Pennsylvania..	1	14	2	13	...	...	...	...	...	...	...	...	...	15
12 Rhode Island..	4	...	...	...	...	4	...	...	...	...	...	...	...	4
13 South Carolina	...	8	8	...	...	...	...	...	...	...	...	...	...	8
14 Tennessee.....	...	3	...	3	...	...	...	...	...	...	...	...	...	3
15 Vermont.....	4	...	4	...	...	...	...	...	...	...	...	...	...	4
16 Virginia.....	1	20	1	1	15	...	3	...	...	1	...	...	...	21
Total.....	71	68	59	30	15	11	7	5	3	2	2	2	1	138

ELECTORAL VOTE OF 1800.

STATES.	Thos. Jefferson, of Va.	A. Burr, of N. Y.	John Adams, of Mass.	C. C. Pinckney, of S. C.	John Jay, of N. Y.	Total.	STATES.	Thos. Jefferson, of Va.	A. Burr, of N. Y.	John Adams, of Mass.	C. C. Pinckney, of S. C.	John Jay, of N. Y.	Total.
1 Connecticut	...	...	9	9	...	9	10 N Carolina	8	8	4	4	...	12
2 Delaware...	...	...	3	3	...	3	11 Pennsylvania	8	8	7	7	...	15
3 Georgia ...	4	4	...	...	...	4	12 Rhode Isl'd	...	...	4	3	1	4
4 Kentucky..	4	4	...	...	...	4	13 S. Carolina.	8	8	...	...	...	8
5 Maryland...	5	5	5	5	...	10	14 Tennessee..	3	3	...	...	...	3
6 Massach'tts	...	...	16	16	...	16	15 Vermont...	...	...	4	4	...	4
7 N. H'pshire	...	...	6	6	...	6	16 Virginia....	21	21	...	...	...	21
8 New Jersey	...	...	7	7	...	7	Total....	73	73	65	64	1	138
9 New York.	12	12	...	...	...	12							

The vote for Thomas Jefferson and Aaron Burr being equal, there was no choice for President by the Electoral votes. On the 11th February, 1801, the House of Representatives proceeded to the election of a President. On the first ballot eight States voted for Jefferson, six for Burr, and the votes of two were divided. Ballotting continued without a choice until February 17th, 1801, when on the 36th ballot ten States voted for Jefferson, four for Burr, and two in blank. Thomas Jefferson was thus elected President, and Aaron Burr, Vice-President.

## ELECTORAL VOTE OF 1804.\*

STATES.	PRESIDENT.		VICE-PRES'T.		Total.	STATES.	PRESIDENT.		VICE-PRES'T.		Total.
	Thos. Jefferson, of Va.	C. C. Pinckney, of S. C.	Geo. Clinton, of N. Y.	Rufus King, of N. Y.			Thos. Jefferson, of Va.	C. C. Pinckney, of S. C.	Geo. Clinton, of N. Y.	Rufus King, of N. Y.	
1 Connecticut.....	9	.....	9	.....	9	10 North Carolina	14	.....	14	.....	14
2 Delaware.....	3	.....	3	.....	3	11 Ohio.....	3	.....	3	.....	3
3 Georgia.....	6	.....	6	.....	6	12 Pennsylvania..	20	.....	20	.....	20
4 Kentucky.....	8	.....	8	.....	8	13 Rhode Island.	4	.....	4	.....	4
5 Maryland.....	9	2	9	2	11	14 South Carolina	10	.....	10	.....	10
6 Massachusetts.	19	.....	19	.....	19	15 Tennessee.....	5	.....	5	.....	5
7 N. Hampshire.	7	.....	7	.....	7	16 Vermont.....	6	.....	6	.....	6
8 New Jersey....	8	.....	8	.....	8	17 Virginia.....	24	.....	24	.....	24
9 New York.....	19	.....	19	.....	19	Total.....	162	14	162	14	176

\* By Article XII. of the Amendments to the Constitution, which was declared in force September 25th, 1804, the Electors are required to ballot separately for President and Vice-President. The election of 1804 was the first under this amendment.

## ELECTORAL VOTE OF 1808.

STATES.	PRESIDENT.				VICE-PRESIDENT.					Total.	
	James Madison, of Va.	C. C. Pinckney, of S. C.	Geo. Clinton, of N. Y.	Vacancies.	Geo. Clinton, of N. Y.	Rufus King, of N. Y.	John Langdon, of N. H.	James Madison, of Va.	James Monroe, of Va.		Vacancies.
1 Connecticut.....	.....	9	.....	.....	.....	9	.....	.....	.....	.....	9
2 Delaware.....	.....	3	.....	.....	.....	3	.....	.....	.....	.....	3
3 Georgia.....	6	.....	.....	.....	6	.....	.....	.....	.....	.....	6
4 Kentucky.....	7	.....	.....	1	7	.....	.....	.....	.....	1	8
5 Maryland.....	9	2	.....	.....	9	2	.....	.....	.....	.....	11
6 Massachusetts	.....	19	.....	.....	.....	19	.....	.....	.....	.....	19
7 New Hampshire.	.....	7	.....	.....	.....	7	.....	.....	.....	.....	7
8 New Jersey....	8	.....	.....	.....	8	.....	.....	.....	.....	.....	8
9 New York.....	13	.....	6	.....	13	.....	.....	3	3	.....	19
10 North Carolina.	11	3	.....	.....	11	3	.....	.....	.....	.....	14
11 Ohio.....	3	.....	.....	.....	.....	.....	3	.....	.....	.....	3
12 Pennsylvania..	20	.....	.....	.....	20	.....	.....	.....	.....	.....	20
13 Rhode Island	.....	4	.....	.....	.....	4	.....	.....	.....	.....	4
14 South Carolina.	10	.....	.....	.....	10	.....	.....	.....	.....	.....	10
15 Tennessee.....	5	.....	.....	.....	5	.....	.....	.....	.....	.....	5
16 Vermont.....	6	.....	.....	.....	.....	.....	6	.....	.....	.....	6
17 Virginia.....	24	.....	.....	.....	24	.....	.....	.....	.....	.....	24
Total.....	122	47	6	1	113	47	9	3	3	1	176



ELECTORAL VOTE OF 1812.

STATES.	PRESIDENT.			VICE-PRES'T.			STATES.	PRESIDENT.			VICE-PRES'T.			Total.
	James Madison, of Va.	De W. Clinton, of N. Y.	Vacancies.	Elbridge Gerry, of Mass.	Jared Ingersoll, of Pa.	Vacancies.		James Madison, of Va.	De W. Clinton, of N. Y.	Vacancies.	Elbridge Gerry, of Mass.	Jared Ingersoll, of Pa.	Vacancies.	
1 Connecticut.....	9			9			11 North Carolina..	15			15			15
2 Delaware.....	4			4			12 Ohio.....	7	1		7		1	8
3 Georgia.....	8			8			13 Pennsylvania...	25			25			25
4 Kentucky.....	12			12			14 Rhode Island...		4			4		4
5 Louisiana.....	3			3			15 South Carolina..	11			11			11
6 Maryland.....	6			6			16 Tennessee.....	8			8			8
7 Massachusetts...	22			20			17 Vermont.....	8			8			8
8 New Hampshire..	8			1			18 Virginia.....	25			25			25
9 New Jersey.....	8			6										
10 New York.....	29			29			Total.....	128	89	1	131	86	1	218

ELECTORAL VOTE OF 1816.

STATES.	PRESIDENT.			VICE-PRESIDENT.						Total.
	James Monroe, of Va.	Rufus King, of N. Y.	Vacancies.	D. D. Tompkins, of N. Y.	John E. Howard, of Md.	James Ross, of Penn.	John Marshall, of Va.	R. G. Harper, of Md.	Vacancies.	
1 Connecticut.....		9				5	4			9
2 Delaware.....		3	1					3	1	4
3 Georgia.....	8			8						8
4 Indiana.....	3			3						3
5 Kentucky.....	12			12						12
6 Louisiana.....	3			3						3
7 Maryland.....	8		3	8					3	11
8 Massachusetts...		22			22					22
9 New Hampshire..	8			8						8
10 New Jersey.....	8			8						8
11 New York.....	29			29						29
12 North Carolina..	15			15						15
13 Ohio.....	8			8						8
14 Pennsylvania...	25			25						25
15 Rhode Island...	4			4						4
16 South Carolina..	11			11						11
17 Tennessee.....	8			8						8
18 Vermont.....	8			8						8
19 Virginia.....	25			25						25
Total.....	183	34	4	183	22	5	4	3	4	221

## ELECTORAL VOTE OF 1820.

STATES.	PRESIDENT.			VICE-PRESIDENT.					Total.	
	James Monroe, of Va.	John Q. Adams, of Mass.	Vacancies.	D. D. Tompkins, of N. Y.	R. Stockton, of N. Y.	Daniel Rodney, of Del.	R. G. Harper, of Md.	Richard Rush, of Pa.		Vacancies.
1 Alabama .....	3			3						3
2 Connecticut.....	9			9						9
3 Delaware.....	4					4				4
4 Georgia.....	8			8						8
5 Illinois.....	3			3						3
6 Indiana.....	3			3						3
7 Kentucky.....	12			12						12
8 Louisiana.....	3			3						3
9 Maine.....	9			9						9
10 Maryland.....	11			10			1			11
11 Massachusetts.....	15			7	8					15
12 Mississippi.....	2		1	2					1	3
13 Missouri.....	3			3						3
14 New Hampshire.....	7	1		7				1		8
15 New Jersey.....	8			8				1		8
16 New York.....	29			29						29
17 North Carolina.....	15			15						15
18 Ohio.....	8			8						8
19 Pennsylvania.....	24		1	24					1	25
20 Rhode Island.....	4			4						4
21 South Carolina.....	11			11						11
22 Tennessee.....	7		1	7					1	8
23 Vermont.....	8			8						8
24 Virginia.....	25			25						25
Total.....	231	1	3	218	8	4	1	1	3	235

## BRIEF HISTORY OF NATIONAL POLITICAL CONVENTIONS.

[From Greeley & Cleveland's Political Text-Book, 1860, and other sources.]

NATIONAL CONVENTIONS for the nomination of candidates for President and Vice-President are of comparatively recent origin. In the earlier political history of the United States, under the Federal Constitution, candidates for President and Vice-President were nominated by congressional and legislative caucuses. Washington was elected as first President under the Constitution, and re-elected for a second term by a unanimous, or nearly unanimous, concurrence of the American people; but an opposition party gradually grew up in Congress, which became formidable during its second term, and which ultimately crystallized into what was then called the Republican Party. John Adams, of Massachusetts, was prominent among the leading Federalists, while Thomas Jefferson, of Virginia, was pre-eminently the author and oracle of the Republican Party, and, by common consent, they were the opposing candidates for the Presidency, on Washington's retirement in 1796-7.

The first Congressional Caucus to nominate candidates for President and Vice-President is said to have been held in Philadelphia, in the year 1800, and to have nominated Mr. Jefferson for the first office, and Aaron Burr for the second. These candidates were elected after a desperate struggle, beating John Adams, and Charles C. Pinckney, of South Carolina. In 1804, Mr. Jefferson was re-elected President, with George Clinton, of New York, for Vice, encountering but slight opposition; Messrs. Charles C. Pinckney and Rufus King, the opposing candidates, receiving only 14 out of 176 electoral votes. We have been unable to find any record as to the manner of their nomination.

In January, 1808, when Mr. Jefferson's second term was about to close, a Re-



POPULAR VOTE OF 1824.

STATES	Andrew Jackson, Republican.		John Quincy Adams, Coalition.		William H. Crawford, Republican.		Henry Clay, Republican.		Total Vote.
	Vote.	Maj.	Vote.	Maj.	Vote.	Maj.	Vote.	Maj.	
1 Alabama.....	9,443	5,280	2,416	.....	1,680	.....	67	.....	13,606
2 Connecticut.....	.....	.....	7,587	5,609	1,978	.....	.....	.....	9,565
3 Delaware*.....	.....	.....	.....	.....	.....	.....	.....	.....	.....
4 Georgia*.....	.....	.....	.....	.....	.....	.....	.....	.....	.....
5 Illinois.....	1,901	†359	1,542	.....	219	.....	1,047	.....	4,709
6 Indiana.....	7,343	‡2,028	3,095	.....	.....	.....	5,315	.....	15,753
7 Kentucky.....	6,453	.....	.....	.....	.....	.....	16,782	10,329	23,235
8 Louisiana*.....	.....	.....	.....	.....	.....	.....	.....	.....	.....
9 Maine ... ..	2,330	.....	6,870	4,540	.....	.....	.....	.....	9,200
10 Maryland.....	14,523	.....	14,632	§109	3,646	.....	695	.....	33,496
11 Massachusetts..	.....	.....	30,687	24,071	6,616	.....	.....	.....	37,303
12 Mississippi.....	3,234	1,421	1,694	.....	119	.....	.....	.....	5,047
13 Missouri.....	987	.....	311	.....	.....	.....	1,401	103	2,699
14 New Hampshire	643	.....	4,107	3,464	.....	.....	.....	.....	4,750
15 New Jersey.....	10,985	679	9,110	.....	1,196	.....	.....	.....	21,291
16 New York*.....	.....	.....	.....	.....	.....	.....	.....	.....	.....
17 North Carolina..	20,415	4,794	.....	.....	15,621	.....	.....	.....	36,036
18 Ohio.....	18,457	.....	12,280	.....	.....	.....	19,255	§798	49,992
19 Pennsylvania...	36,100	24,845	5,440	.....	4,206	.....	1,609	.....	47,355
20 Rhode Island...	.....	.....	2,145	1,945	200	.....	.....	.....	2,345
21 South Carolina*	.....	.....	.....	.....	.....	.....	.....	.....	.....
22 Tennessee.....	20,197	19,669	216	.....	312	.....	.....	.....	20,725
23 Vermont*.....	.....	.....	.....	.....	.....	.....	.....	.....	.....
24 Virginia.....	2,861	.....	3,189	.....	8,489	2,023	416	.....	14,955
Total.....	155,872	56,688	105,321	39,629	44,282	2,023	46,587	10,432	352,062
Jackson's Plurality.....	.....	†50,551	.....	.....	.....	.....	.....	.....	.....

\* The Electors of Delaware, Georgia, Louisiana, New York, South Carolina, and Vermont were chosen by the State Legislatures.

† Plurality over Adams.

‡ Plurality over Clay.

§ Plurality over Jackson.

publican Congressional Caucus was held at Washington, to decide as to the relative claims of Madison and Monroe for the succession, the Legislature of Virginia, which had been said to exert a potent influence over such questions, being, on this occasion, unable to agree as to which of her favored sons should have the preference. Ninety-four out of the 136 Republican members of Congress attended this caucus, and declared their preference of Mr. Madison, who received 83 votes, the remaining 11 being divided between Mr. Monroe and George Clinton. The opposition supported Mr. Pinckney, but Mr. Madison was elected by a large majority.

Toward the close of Mr. Madison's earlier term he was nominated for re-election by a Congressional Caucus, held at Washington in May, 1812. In September of the same year, a convention of the opposition, representing eleven States, was held in the city of New York, which nominated De Witt Clinton, of New York, for President. He was also put in nomination by the Republican Legislature of New York. The ensuing canvass resulted in the re-election of Mr. Madison, who received 128 electoral votes to 89 for De Witt Clinton.

In 1816, the Republican Congressional Caucus nominated James Monroe, who received in the caucus 65 votes, to 54 for Wm. H. Crawford, of Georgia. The opposition, or Federalists, named Rufus King, of New York, who received only 34 electoral votes out of 217. There was no opposition to the re-election of Mr. Monroe in 1820, a single (Republican) vote being cast against him, and for John Quincy Adams.

In 1824, the Republican Party could not be induced to abide by the decision of a Congressional Caucus. A large majority of the Republican members formally refused to participate in such a gathering, or be governed by its decision; still, a caucus was called, and attended by the friends of Mr. Crawford alone. Of the 261 Members of Congress at this time, 216 were Democrats or Republicans; yet only 66

[Continued on page 351.]

## ELECTORAL VOTE OF 1824

STATES.	PRESIDENT.					VICE-PRESIDENT.					Total.		
	A. Jackson, of Tenn.	J. Q. Adams, of Mass.	W. H. Crawford, of Ga.	Henry Clay, of Ky.	Vacancies.	J. C. Calhoun, of S. C.	N. Sanford, of N. Y.	N. Macon, of N. C.	A. Jackson, of Tenn.	M. Van Buren, of N. Y.		Henry Clay, of Ky.	Vacancies.
1 Alabama	5					5							5
2 Connecticut		8							8				8
3 Delaware		1	2			1					2		3
4 Georgia			9							9			9
5 Illinois	2	1				3							3
6 Indiana	5					5							5
7 Kentucky				14		7	7						14
8 Louisiana	3	2				5							5
9 Maine		9				9							9
10 Maryland	7	3	1			10			1				11
11 Massachusetts		15				15							15
12 Mississippi	3					3							3
13 Missouri				3					3				3
14 New Hampshire		8				7			1				8
15 New Jersey	8					8							8
16 New York	1	26	5	4		29	7						36
17 North Carolina	15					15							15
18 Ohio				16			16						16
19 Pennsylvania	28					28							28
20 Rhode Island		4				3					1		4
21 South Carolina	11					11							11
22 Tennessee	11					11							11
23 Vermont		7				7							7
24 Virginia			24					24					24
Total	99	84	41	37		182	30	24	13	9	2	1	261

No candidate having received a majority of the votes for President, the House of Representatives elected JOHN QUINCY ADAMS. See p. 256.

## POPULAR VOTE OF 1828.

STATES.	Andrew Jackson, Democratic.		John Quincy Adams, National Republican.		Total Vote.
	Vote.	Majority.	Vote.	Majority.	
1 Alabama	17,133	15,200	1,938		19,076
2 Connecticut	4,448		13,829	9,381	18,277
3 Delaware	4,349		4,769	420	9,118
4 Georgia	18,709	18,709			18,709
5 Illinois	6,763	5,182	1,581		8,344
6 Indiana	22,237	5,185	17,052		39,289
7 Kentucky	39,084	7,912	31,172		70,256
8 Louisiana	4,605	508	4,097		8,702
9 Maine	13,927		20,773	6,846	34,700
10 Maryland	24,578		25,759	1,181	50,337
11 Massachusetts	6,019		29,836	23,817	35,855
12 Mississippi	6,763	5,182	1,581		8,344
13 Missouri	8,232	4,810	3,422		11,654
14 New Hampshire	20,692		24,076	3,384	44,768
15 New Jersey	21,950		23,758	1,808	45,708
16 New York	140,763	5,350	135,413		276,176
17 North Carolina	37,857	23,939	13,918		51,775
18 Ohio	67,597	4,201	63,396		130,993
19 Pennsylvania	101,652	50,804	50,848		152,500
20 Rhode Island	821		2,754	1,933	3,575
21 South Carolina	Electors	chosen by	Legislature.		
22 Tennessee	44,090	41,850	2,240		46,330
23 Vermont	8,215		24,784	16,579	32,989
24 Virginia	26,752	14,651	12,101		38,853
Total	647,231	203,483	509,097	65,349	1,156,328
Jackson's Majority		133,134			



ELECTORAL VOTE OF 1828.

STATES.	PRESI- DENT.		V.-PRE- SIDENT.			STATES.	PRESI- DENT.		V.-PRE- SIDENT.			
	A. Jackson, of Tenn.	J. Q. Adams, of Mass.	J. C. Calhoun, of S. C.	R. Rush, of Pa.	Wm. Smith, of S. C.		Total.	A. Jackson, of Tenn.	J. Q. Adams, of Mass.	J. C. Calhoun, of S. C.	R. Rush, of Pa.	Wm. Smith, of S. C.
1 Alabama.....	5	...	5	...	...	14 N. Hampshire..	8	...	8	...	...	8
2 Connecticut...	...	8	...	8	...	15 New Jersey....	8	...	8	...	...	8
3 Delaware.....	...	3	...	3	...	16 New York.....	20	16	20	16	...	36
4 Georgia.....	9	...	2	...	7	17 North Carolina.	15	...	15	...	...	15
5 Illinois.....	3	3	...	3	...	18 Ohio.....	16	...	16	...	...	16
6 Indiana.....	5	...	5	...	...	19 Pennsylvania...	28	...	28	...	...	28
7 Kentucky.....	14	...	14	...	14	20 Rhode Island...	...	4	...	4	...	4
8 Louisiana.....	5	...	5	...	5	21 South Carolina.	11	...	11	...	...	11
9 Maine.....	1	8	1	8	9	22 Tennessee.....	11	...	11	...	...	11
10 Maryland.....	5	6	5	6	11	23 Vermont.....	...	7	...	7	...	7
11 Massachusetts	...	15	...	15	15	24 Virginia.....	24	...	24	...	...	24
12 Mississippi....	3	...	3	...	3	Total.....	178	83	171	83	7	261
13 Missouri.....	3	...	3	...	3							

POPULAR VOTE OF 1832.

STATES.	Andrew Jackson Democratic.		Henry Clay, National Republican.		Total Vote.
	Vote.	Majority.	Vote.	Majority.	
1 Alabama.....	*	.....	.....	.....	.....
2 Connecticut.....	11,269	.....	17,755	6,486	29,024
3 Delaware.....	4,110	.....	4,276	166	8,386
4 Georgia.....	20,750	20,750	.....	.....	20,750
5 Illinois.....	14,147	8,718	5,429	.....	19,576
6 Indiana.....	31,552	16,080	15,472	.....	47,024
7 Kentucky.....	36,247	.....	43,396	7,149	79,643
8 Louisiana.....	4,049	1,521	2,528	.....	6,577
9 Maine.....	33,291	6,087	27,204	.....	60,495
10 Maryland.....	19,156	.....	19,160	4	38,316
11 Massachusetts...	14,545	.....	33,003	18,458	47,548
12 Mississippi.....	5,919	5,919	.....	.....	5,919
13 Missouri.....	†5,192	5,192	.....	.....	5,192
14 New Hampshire..	25,486	6,476	19,010	.....	44,496
15 New Jersey.....	23,856	463	23,393	.....	47,249
16 New York.....	168,497	13,601	154,896	.....	323,393
17 North Carolina...	24,862	20,299	4,563	.....	29,435
18 Ohio.....	81,246	4,707	76,539	.....	157,785
19 Pennsylvania.....	90,983	34,267	56,716	.....	147,699
20 Rhode Island....	2,126	.....	2,810	684	4,936
21 South Carolina...	Electors	chosen by	Legislature.	.....	.....
22 Tennessee.....	28,740	27,304	1,436	.....	30,176
23 Vermont.....	7,870	.....	11,152	3,282	19,022
24 Virginia.....	33,609	22,158	11,451	.....	45,060
Total.....	687,502	193,542	530,189	36,229	†1,217,691
Jackson's Majority.....	.....	157,313	.....	.....	.....

\* Unanimous for Jackson.

† Majority.

‡ This total does not include 33,108 votes cast for John Floyd and William Wirt.

ELECTORAL VOTE OF 1832.

STATES.	PRESIDENT.					VICE-PRESIDENT.					Total.	
	A. Jackson, of Tenn.	H. Clay, of Ky.	John Floyd, of Va.	Wm. Wirt, of Md.	Vacancies.	M. Van Buren, of N. Y.	John Sergeant, of Pa.	Wm. Wilkins, of Pa.	Henry Lee, of Mass.	Amos Ellmaker, of Pa.		Vacancies.
1 Alabama.....	7					7						7
2 Connecticut.....		8					8					8
3 Delaware.....		3					3					3
4 Georgia.....	11					11						11
5 Illinois.....	5					5						5
6 Indiana.....	9					9						9
7 Kentucky.....		15					15					15
8 Louisiana.....	5					5						5
9 Maine.....	10					10						10
10 Maryland.....	3	5			2	3	5				2	10
11 Massachusetts.....		14					14					14
12 Mississippi.....	4					4						4
13 Missouri.....	4					4						4
14 New Hampshire.....	7					7						7
15 New Jersey.....	8					8						8
16 New York.....	42					42						42
17 North Carolina.....	15					15						15
18 Ohio.....	21					21						21
19 Pennsylvania.....	30							30				30
20 Rhode Island.....		4					4					4
21 South Carolina.....			11						11			11
22 Tennessee.....	15					15						15
23 Vermont.....				7						7		7
24 Virginia.....	23					23						23
Total.....	219	49	11	7	2	189	49	30	11	7	2	288

POPULAR VOTE OF 1836.

STATES.	Martin Van Buren, Democratic.		Wm. H. Harrison, etc.* Whig, etc.		Total Vote.
	Vote.	Majority.	Vote.	Majority.	
1 Alabama.....	19,068	3,431	15,637		34,705
2 Arkansas.....	2,400	1,162	1,238		3,638
3 Connecticut.....	19,234	768	18,466		37,700
4 Delaware.....	4,155		4,733	583	8,893
5 Georgia.....	22,126		24,930	2,804	47,056
6 Illinois.....	18,097	3,114	14,983		33,080
7 Indiana.....	32,480		41,281	8,801	73,761
8 Kentucky.....	33,435		36,955	3,520	70,390
9 Louisiana.....	3,653	270	3,383		7,036
10 Maine.....	22,300	7,061	15,239		37,539
11 Maryland.....	22,167		25,852	3,685	48,019
12 Massachusetts.....	33,501		41,093	7,592	74,594
13 Michigan.....	7,360	3,360	4,000		11,360
14 Mississippi.....	9,979	291	9,688		19,667
15 Missouri.....	10,995	2,658	8,337		19,332
16 New Hampshire.....	18,722	12,494	6,228		24,950
17 New Jersey.....	26,347		26,892	545	53,239
18 New York.....	166,815	28,272	138,543		305,358
19 North Carolina.....	26,910	3,284	23,626		50,536
20 Ohio.....	96,948		105,405	8,457	202,353
21 Pennsylvania.....	91,475	4,364	87,111		178,586
22 Rhode Island.....	2,964	254	2,710		5,674
23 South Carolina.....	Electors	chosen	by the	Legisla-	ture.
24 Tennessee.....	26,120		35,962	9,842	62,082
25 Vermont.....	14,037		20,991	6,954	35,028
26 Virginia.....	30,261	6,893	23,368		53,629
Total.....	761,549	77,676	736,656	52,783	1,498,205
Van Buren's Majority.....		24,893			

\* This column includes the vote given for Harrison, White, Webster, and Mangum.



ELECTORAL VOTE OF 1836.

STATES.	PRESIDENT.					* VICE-PRESIDENT.				Total.
	M. Van Buren, of N. Y.	W. H. Harrison, of Ohio.	Hugh L. White, of Tenn.	Daniel Webster, of Mass.	W. P. Mangum, of N. C.	R. M. Johnson, of Ky.	Fr. Granger, of N. Y.	John Tyler, of Va.	William Smith, of Ala.	
1 Alabama.....	7	...	...	...	...	7	...	...	...	7
2 Arkansas.....	3	...	...	...	...	3	...	...	...	3
3 Connecticut.....	8	...	...	...	...	8	...	...	...	8
4 Delaware.....	...	3	...	...	...	...	3	...	...	3
5 Georgia.....	...	...	11	...	...	...	...	11	...	11
6 Illinois.....	5	...	...	...	...	5	...	...	...	5
7 Indiana.....	...	9	...	...	...	...	9	...	...	9
8 Kentucky.....	...	15	...	...	...	...	15	...	...	15
9 Louisiana.....	5	...	...	...	...	5	...	...	...	5
10 Maine.....	10	...	...	...	...	10	...	...	...	10
11 Maryland.....	...	10	...	...	...	...	...	10	...	10
12 Massachusetts.....	...	...	...	14	...	...	14	...	...	14
13 Michigan.....	3	...	...	...	...	3	...	...	...	3
14 Mississippi.....	4	...	...	...	...	4	...	...	...	4
15 Missouri.....	4	...	...	...	...	4	...	...	...	4
16 New Hampshire.....	7	...	...	...	...	7	...	...	...	7
17 New Jersey.....	...	8	...	...	...	...	8	...	...	8
18 New York.....	42	...	...	...	...	42	...	...	...	42
19 North Carolina.....	15	...	...	...	...	15	...	...	...	15
20 Ohio.....	...	21	...	...	...	...	21	...	...	21
21 Pennsylvania.....	30	...	...	...	...	30	...	...	...	30
22 Rhode Island.....	4	...	...	...	...	4	...	...	...	4
23 South Carolina.....	...	...	...	...	11	...	...	11	...	11
24 Tennessee.....	...	...	15	...	...	...	...	15	...	15
25 Vermont.....	...	7	...	...	...	...	7	...	...	7
26 Virginia.....	23	...	...	...	...	...	...	...	23	23
Total.....	170	63	26	14	11	147	77	47	23	294

\* No candidate for Vice-President having received a majority of the votes cast, the Senate elected R. M. Johnson Vice-President.

[HISTORY OF CONVENTIONS--Continued from page 347.]

responded to their names at roll-call, 64 of whom voted for Mr. Crawford, as the Republican nominee for President. This nomination was very extensively repudiated throughout the country, and three competing Republican candidates were brought into the field through legislative and other machinery, viz., Andrew Jackson, Henry Clay, and John Quincy Adams. The result of this famous "scrub-race" for the Presidency was, that no one was elected by the people, Gen. Jackson receiving 99 electoral votes, Mr. Adams 84, Mr. Crawford 41, and Mr. Clay 37. The election then devolved on the House of Representatives, when Mr. Adams was chosen, receiving the votes of 13 States, against 7 for Gen. Jackson and 4 for Mr. Crawford. This was the end of "King Caucus."

Gen. Jackson was immediately thereafter put in nomination for the ensuing term by the Legislature of Tennessee, having only Mr. Adams for an opponent in 1828, when he was elected by a decided majority, receiving 178 electoral votes, to 83 for Mr. Adams.

The first political National Convention in this country of which we have any record was held at Philadelphia in September, 1830, styled the United States Anti-Masonic Convention. It was composed of 96 delegates. Francis Granger, of New York, presided, but no business was transacted.

In compliance with its call, a National Anti-Masonic Convention was held at Baltimore in September, 1831, which nominated William Wirt, of Maryland, for President, and Amos Ellmaker, of Pennsylvania, for Vice-President.

[Continued on page 357.]

POPULAR VOTE OF 1840.

STATES.	W. H. Harrison, Whig.		M. Van Buren, Democratic.		Jas. G. Birney, Liberty Party.		Total Vote.
	Vote.	Maj.	Vote.	Maj.	Vote.	Maj.	
1 Alabama .....	28,471		33,991	5,520			62,462
2 Arkansas .....	5,160		6,049	889			11,209
3 Connecticut....	31,601	6,131	25,296		174		57,071
4 Delaware .....	5,967	1,083	4,884				10,851
5 Georgia .....	40,261	8,328	31,933				72,194
6 Illinois .....	45,537		47,476	1,790	149		93,162
7 Indiana .....	65,302	13,607	51,695				116,997
8 Kentucky .....	58,489	25,873	32,616				91,105
9 Louisiana .....	11,297	3,680	7,617				18,914
10 Maine .....	46,612	217	46,201		194		93,007
11 Maryland .....	33,528	4,776	28,752				62,280
12 Massachusetts .	72,874	19,305	51,948		1,621		126,443
13 Michigan .....	22,933	1,514	21,098		321		44,352
14 Mississippi .....	19,518	523	16,995				36,513
15 Missouri .....	22,972		29,760	6,788			52,732
16 New Hampshire	26,153		32,670	6,386	126		58,954
17 New Jersey .....	33,351	2,248	31,034		69		64,457
18 New York .....	225,817	10,500	212,519		2,798		441,114
19 North Carolina	46,376	12,158	34,218				80,594
20 Ohio .....	148,157	22,472	124,782		903		273,842
21 Pennsylvania...	144,021	2	143,676		343		288,040
22 Rhode Island..	5,278	1,935	3,301		42		8,621
23 South Carolina.	Electors	chosen	by the	Legisla-	ture.		
24 Tennessee .....	60,391	12,102	48,289				108,680
25 Vermont .....	32,445	14,117	18,009		319		50,773
26 Virginia .....	42,501		43,893	1,392			86,394
Total .....	1,275,017	162,571	1,128,702	22,765	7,059		2,410,778
Harrison's Majority .....		139,256					

ELECTORAL VOTE OF 1840.

STATES.	PRESI- DENT.		VICE- PRESIDENT.				Total.	STATES.	PRESI- DENT.		VICE- PRESIDENT.				Total.
	W. H. Harrison, of Ohio.	M. Van Buren, of N. Y.	John Tyler, of Virginia.	R. M. Johnson, of Ky.	L. W. Tazewell, of Va.	J. K. Polk, of Tennessee.			W. H. Harrison, of Ohio.	M. Van Buren, of N. Y.	John Tyler, of Virginia.	R. M. Johnson, of Ky.	L. W. Tazewell, of Va.	J. K. Polk, of Tennessee.	
1 Alabama .....	7			7			7							7	
2 Arkansas .....		3			3		3							3	
3 Connecticut....	8			8			8							8	
4 Delaware .....	3			3			3							3	
5 Georgia .....	11			11			11							11	
6 Illinois .....		5			5		5							5	
7 Indiana .....	9			9			9							9	
8 Kentucky .....	15			15			15							15	
9 Louisiana .....	5			5			5							5	
10 Maine .....	10			10			10							10	
11 Maryland .....	10			10			10							10	
12 Massachu's .....	14			14			14							14	
13 Michigan .....	3			3			3							3	
14 Mississippi .....	4			4			4							4	
15 Missouri .....		4			4		4							4	
16 N. Hamps're .....		7			7		7							7	
17 New Jersey .....	8			8			8							8	
18 New York .....	42			42			42							42	
19 N. Carolina .....	15			15			15							15	
20 Ohio .....	21			21			21							21	
21 Pennsylv'ia .....	30			30			30							30	
22 Rhode Isl'd. ....	4			4			4							4	
23 S. Carolina .....		11			11		11							11	
24 Tennessee .....	15			15			15							15	
25 Vermont .....	7			7			7							7	
26 Virginia .....		23			23		23							23	
Total .....	234	60	234	48	11	1	294							294	



POPULAR VOTE OF 1844.

STATES.	James K. Polk, Democratic.		Henry Clay, Whig.		J. G. Birney, Liberty Party.		Total Vote.
	Vote.	Maj.	Vote.	Maj.	Vote.	Maj.	
1 Alabama.....	37,740	11,656	26,084	.....	.....	.....	63,824
2 Arkansas.....	9,546	4,042	5,504	.....	.....	.....	15,050
3 Connecticut....	29,841	.....	32,832	1,048	1,943	.....	64,616
4 Delaware.....	5,996	.....	6,278	282	.....	.....	12,274
5 Georgia.....	44,177	2,071	42,106	.....	.....	.....	86,283
6 Illinois.....	57,920	8,822	45,528	.....	3,570	.....	107,018
7 Indiana.....	70,181	208	67,867	.....	2,106	.....	140,154
8 Kentucky.....	51,988	.....	61,255	9,267	.....	.....	113,243
9 Louisiana.....	13,782	699	13,083	.....	.....	.....	26,865
10 Maine.....	45,719	6,505	34,378	.....	4,836	.....	84,933
11 Maryland.....	32,676	.....	35,984	3,308	.....	.....	68,660
12 Massachusetts..	52,846	.....	67,418	3,712	10,860	.....	131,124
13 Michigan.....	27,759	*3,422	24,337	.....	3,632	.....	55,728
14 Mississippi.....	25,126	5,920	19,206	.....	.....	.....	44,332
15 Missouri.....	41,369	10,118	31,251	.....	.....	.....	72,620
16 New Hampshire	27,160	5,133	17,866	.....	4,161	.....	49,187
17 New Jersey.....	37,495	.....	38,318	692	131	.....	75,944
18 New York.....	237,588	*5,106	232,482	.....	15,812	.....	485,882
19 North Carolina	39,287	.....	43,232	3,945	.....	.....	82,519
20 Ohio.....	149,117	.....	155,057	†5,940	8,050	.....	312,224
21 Pennsylvania...	167,535	3,194	161,203	.....	3,138	.....	331,876
22 Rhode Island..	4,867	.....	7,322	2,348	107	.....	12,296
23 South Carolina.	.....	.....	.....	.....	.....	.....	.....
24 Tennessee.....	59,917	.....	60,030	113	.....	.....	119,947
25 Vermont.....	18,041	.....	26,770	4,775	3,954	.....	48,765
26 Virginia.....	49,570	5,893	43,677	.....	.....	.....	93,247
Total.....	1,337,243	64,261	1,299,068	29,490	62,300	.....	2,698,611
Polk's Plurality.....	.....	*38,175	.....	.....	.....	.....	.....

\* Plurality over Clay.

† Plurality over Polk.

ELECTORAL VOTE OF 1844.

STATES.	PRESI- DENT.		VICE- PRES'T.		Total.	STATES.	PRESI- DENT.		VICE- PRES'T.		Total.
	James K. Polk, of Tenn.	Henry Clay, of Ky.	G. M. Dallas, of Pa.	T. Frelinghuy- sen, of N. J.			James K. Polk, of Tenn.	Henry Clay, of Ky.	G. M. Dallas, of Pa.	T. Frelinghuy- sen, of N. J.	
1 Alabama.....	9	.....	9	.....	9	15 Missouri.....	7	.....	7	.....	7
2 Arkansas.....	3	.....	3	.....	3	16 N. Hampshire..	6	.....	6	.....	6
3 Connecticut....	.....	6	.....	6	6	17 New Jersey.....	.....	7	.....	7	7
4 Delaware.....	.....	3	.....	3	3	18 New York.....	36	.....	36	.....	36
5 Georgia.....	10	.....	10	.....	10	19 North Carolina.	.....	11	.....	11	11
6 Illinois.....	9	.....	9	.....	9	20 Ohio.....	.....	23	.....	23	23
7 Indiana.....	12	.....	12	.....	12	21 Pennsylvania..	26	.....	26	.....	26
8 Kentucky.....	.....	12	.....	12	12	22 Rhode Island..	.....	4	.....	4	4
9 Louisiana.....	6	.....	6	.....	6	23 South Carolina.	9	.....	9	.....	9
10 Maine.....	9	.....	9	.....	9	24 Tennessee.....	.....	13	.....	13	13
11 Maryland.....	.....	8	.....	8	8	25 Vermont.....	.....	6	.....	6	6
12 Massachusetts	.....	12	.....	12	12	26 Virginia.....	17	.....	17	.....	17
13 Michigan.....	5	.....	5	.....	5						
14 Mississippi....	6	.....	6	.....	6						
							170	105	170	105	275

POPULAR VOTE OF 1848.

STATES.	Zachary Taylor, Whig.		Lewis Cass, Democratic.		Van Buren, Free Soil.		Total Vote.
	Vote.	Maj.	Vote.	Maj.	Vote.	Maj.	
1 Alabama. ....	30,482		31,363	881			61,845
2 Arkans-as ....	7,588		9,300	1,712			16,888
3 Connecticut....	30,314	*3,268	27,046		5,005		62,365
4 Delaware.....	6,421	443	5,898		80		12,399
5 Florida.....	3,116	1,269	1,847				4,963
6 Georgia.....	47,544	2,742	44,802				92,346
7 Illinois.....	53,047		56,300	†3,253	15,774		125,121
8 Indiana.....	69,907		74,745	†4,838	8,100		152,752
9 Iowa.....	11,084		12,093	†1,009	1,126		24,303
10 Kentucky.....	67,141	17,421	49,720				116,861
11 Louisiana.....	18,217	2,847	15,370				33,587
12 Maine.....	35,125		39,880	†4,755	12,096		87,101
13 Maryland.....	37,702	3,049	31,528		125		72,355
14 Massachusetts..	61,072	†23,014	35,281		38,058		134,411
15 Michigan.....	23,940		30,687	†6,747	10,389		65,016
16 Mississippi....	25,922		26,537	615			52,459
17 Missouri.....	32,671		40,077	7,406			72,748
18 New Hampshire	14,781		27,763	5,422	7,560		50,104
19 New Jersey....	40,015	2,285	36,901		829		77,745
20 New York.....	218,603	†98,093	114,318		120,510		453,431
21 North Carolina.	43,550	8,681	34,869				78,419
22 Ohio.....	138,360		154,775	†16,415	35,354		328,489
23 Pennsylvania...	185,513	3,074	171,176		11,263		367,952
24 Rhode Island...	6,779	2,403	3,646		730		11,155
25 South Carolina..	Electors	chosen	by the	Legislat	ure		
26 Tennessee.....	64,705	6,286	58,419				123,124
27 Texas.....	4,509		10,668	6,159			15,177
28 Vermont.....	23,122	†9,285	10,948		13,837		47,907
29 Virginia.....	45,124		46,586	1,453	9		91,719
30 Wisconsin.....	13,747		15,001	†1,254	10,418		39,166
Total.....	1,360,101	50,500	1,220,544	23,648	291,263		2,871,908
Taylor's Plurality.....		*139,557					

\* Plurality over Cass. † Plurality over Taylor. ‡ Plurality over Van Buren.

ELECTORAL VOTE OF 1848.

STATES.	PRESI- DENT.		VICE- PRES'T.		Total.	STATES.	PRESI- DENT.		VICE- PRES'T.		Total.
	Zachary Taylor, of La.	Lewis Cass, of Mich.	Millard Fillmore, of N. Y.	W. O. Butler, of Ky.			Zachary Taylor, of La.	Lewis Cass, of Mich.	Millard Fillmore, of N. Y.	W. O. Butler, of Ky.	
1 Alabama.....		9		9	9	17 Missouri.....		7		7	7
2 Arkansas.....		3		3	3	18 N. Hampshire..		6		6	6
3 Connecticut..	6		6		6	19 New Jersey ...	7				7
4 Delaware.....	3		3		3	20 New York.....	36		36		36
5 Florida.....	3		3		3	21 North Carolina.	11		11		11
6 Georgia.....	10		10		10	22 Ohio.....		23		23	23
7 Illinois.....		9		9	9	23 Pennsylvania..	26		26		26
8 Indiana.....		12		12	12	24 Rhode Island ..	4		4		4
9 Iowa.....		4		4	4	25 South Carolina.		9		9	9
10 Kentucky.....	12		12		12	26 Tennessee.....	13		13		13
11 Louisiana.....	6		6		6	27 Texas.....		4		4	4
12 Maine.....		9		9	9	28 Vermont.....	6		6		6
13 Maryland.....	8		8		8	29 Virginia.....		17		17	17
14 Massachusetts.	12		12		12	30 Wisconsin.....		4		4	4
15 Michigan.....		5		5	5						
16 Mississippi....		6		6	6	Total.....	163	127	163	127	290



POPULAR VOTE OF 1852.

STATES.	Franklin Pierce, Democratic.		Winfield Scott, Whig.		John P. Hale, Free Democratic.		Total Vote.
	Vote.	Maj.	Vote.	Maj.	Vote.	Maj.	
1 Alabama.....	26,881	11,843	15,038	.....	.....	.....	41,919
2 Arkansas.....	12,173	4,769	7,404	.....	.....	.....	19,577
3 California.....	40,626	5,119	35,407	.....	100	.....	76,133
4 Connecticut....	33,249	*2,892	30,357	.....	3,160	.....	66,766
5 Delaware.....	6,318	*25	6,293	.....	62	.....	12,673
6 Florida.....	4,318	1,443	2,875	.....	.....	.....	7,193
7 Georgia.....	34,705	18,045	16,660	.....	.....	.....	51,365
8 Illinois.....	80,597	5,697	64,934	.....	9,966	.....	155,497
9 Indiana.....	95,340	7,510	80,901	.....	6,929	.....	183,170
10 Iowa.....	17,763	303	15,856	.....	1,604	.....	35,223
11 Kentucky.....	53,806	.....	57,068	2,997	265	.....	111,139
12 Louisiana.....	18,647	1,392	17,255	.....	.....	.....	35,902
13 Maine.....	41,609	1,036	32,543	.....	8,030	.....	82,182
14 Maryland.....	40,020	4,900	35,066	.....	54	.....	75,140
15 Massachusetts..	44,569	.....	52,643	18,114	28,023	.....	125,275
16 Michigan.....	41,842	746	33,859	.....	7,237	.....	82,938
17 Mississippi.....	26,876	9,328	17,548	.....	.....	.....	44,424
18 Missouri.....	38,353	8,369	29,984	.....	.....	.....	68,337
19 New Hampshire	29,997	7,155	16,147	.....	6,695	.....	52,839
20 New Jersey...	44,305	5,399	38,556	.....	350	.....	83,211
21 New York.....	262,083	1,872	234,882	.....	25,329	.....	522,294
22 North Carolina.	39,744	627	39,058	.....	59	.....	78,861
23 Ohio.....	169,220	*16,694	152,526	.....	31,682	.....	353,428
24 Pennsylvania...	198,568	10,869	179,174	.....	8,525	.....	386,267
25 Rhode Island...	8,735	465	7,626	.....	644	.....	17,005
26 South Carolina.	Electors	chosen	by the	Legislat	ure.	.....	.....
27 Tennessee.....	57,018	.....	58,898	1,880	.....	.....	115,916
28 Texas.....	13,552	8,557	4,995	.....	.....	.....	18,547
29 Vermont.....	13,044	.....	22,173	508	8,621	.....	43,838
30 Virginia.....	73,858	15,286	58,572	.....	.....	.....	132,430
31 Wisconsin....	33,658	2,604	22,240	.....	8,814	.....	64,712
Total...	1,601,474	133,334	1,386,578	5,385	156,149	.....	3,144,201
Pierce's Majority.....	.....	58,747	.....	.....	.....	.....	.....

\* Plurality over Scott.

† Plurality over Pierce.

ELECTORAL VOTE OF 1852.

STATES.	PRESIDENT.		VICE-PRESIDENT.		Total.	STATES.	PRESIDENT.		VICE-PRESIDENT.		Total.
	Franklin Pierce, of N. H.	Winfield Scott, of N. J.	W. R. King, of Ala.	W. A. Graham, of N. C.			Franklin Pierce, of N. H.	Winfield Scott, of N. J.	W. R. King, of Ala.	W. A. Graham, of N. C.	
1 Alabama.....	9	.....	9	.....	9	17 Mississippi....	7	.....	7	.....	7
2 Arkansas.....	4	.....	4	.....	4	18 Missouri.....	9	.....	9	.....	9
3 California.....	4	.....	4	.....	4	19 N. Hampshire.	5	.....	5	.....	5
4 Connecticut....	6	.....	6	.....	6	20 New Jersey..	7	.....	7	.....	7
5 Delaware.....	3	.....	3	.....	3	21 New York....	35	.....	35	.....	35
6 Florida.....	3	.....	3	.....	3	22 North Carolina	10	.....	10	.....	10
7 Georgia.....	10	.....	10	.....	10	23 Ohio.....	23	.....	23	.....	23
8 Illinois.....	11	.....	11	.....	11	24 Pennsylvania..	27	.....	27	.....	27
9 Indiana.....	13	.....	13	.....	13	25 Rhode Island	4	.....	4	.....	4
10 Iowa.....	4	.....	4	.....	4	26 South Carolina	8	.....	8	.....	8
11 Kentucky.....	.....	12	.....	12	12	27 Tennessee....	.....	12	.....	12	12
12 Louisiana....	6	.....	6	.....	6	28 Texas.....	4	.....	4	.....	4
13 Maine.....	8	.....	8	.....	8	29 Vermont.....	.....	5	.....	5	5
14 Maryland.....	8	.....	8	.....	8	30 Virginia.....	15	.....	15	.....	15
15 Massachusetts	.....	13	.....	13	13	31 Wisconsin....	5	.....	5	.....	5
16 Michigan.....	6	.....	6	.....	6	Total.....	254	42	254	42	296

POPULAR VOTE OF 1856.

STATES.	James Buchanan, Democratic.		John C. Fremont, Republican.		M. Fillmore, American.		Total Vote.
	Vote.	Maj.	Vote.	Maj.	Vote.	Maj.	
1 Alabama.....	46,739	18,187	.....	.....	28,552	.....	75,291
2 Arkansas.....	21,910	11,123	.....	.....	10,787	.....	32,697
3 California.....	53,365	*17,200	20,691	.....	36,165	.....	110,221
4 Connecticut...	34,995	.....	42,715	5,105	2,615	.....	80,325
5 Delaware.....	8,004	1,521	308	.....	6,175	.....	14,487
6 Florida.....	6,358	1,525	.....	.....	4,833	.....	11,191
7 Georgia.....	56,578	14,350	.....	.....	42,228	.....	98,806
8 Illinois.....	105,348	19,159	96,189	.....	37,444	.....	238,981
9 Indiana.....	118,670	1,909	94,375	.....	22,336	.....	235,431
10 Iowa.....	36,170	.....	43,954	†7,784	9,180	.....	89,304
11 Kentucky.....	74,642	6,912	314	.....	67,416	.....	142,372
12 Louisiana.....	22,164	1,455	.....	.....	20,709	.....	42,873
13 Maine.....	39,080	.....	67,379	24,974	3,325	.....	109,784
14 Maryland.....	39,115	.....	281	.....	47,460	8,064	86,856
15 Massachusetts	39,240	.....	108,190	49,324	19,626	.....	167,056
16 Michigan... ..	52,136	.....	71,762	17,906	1,660	.....	125,558
17 Mississippi...	35,446	11,251	.....	.....	24,195	.....	59,641
18 Missouri.....	58,164	9,640	.....	.....	48,524	.....	106,688
19 N. Hampshire	32,789	.....	38,345	5,134	422	.....	71,556
20 New Jersey...	46,943	*18,605	28,338	.....	24,115	.....	99,396
21 New York... ..	195,878	.....	276,007	†80,129	124,604	.....	596,489
22 N. Carolina...	48,246	11,360	.....	.....	36,886	.....	85,132
23 Ohio... ..	170,874	.....	187,497	†16,623	28,126	.....	386,497
24 Pennsylvania.	230,710	1,025	147,510	.....	82,175	.....	460,395
25 Rhode Island.	6,680	.....	11,467	3,112	1,675	.....	19,822
26 S. Carolina...	Electors	chosen	by the	Legis-	lature.	.....	.....
27 Tennessee.....	73,638	7,460	.....	.....	66,178	.....	139,816
28 Texas... ..	31,169	15,530	.....	.....	15,639	.....	46,808
29 Vermont.....	10,569	.....	39,561	28,447	545	.....	50,675
30 Virginia.....	89,706	29,105	291	.....	60,310	.....	150,307
31 Wisconsin....	52,843	.....	66,090	12,668	579	.....	119,512
Total.....	1,838,169	142,353	1,341,264	146,730	874,534	8,064	4,053,967
Buchanan's Plurality....		†496,905					

\* Plurality over Fillmore. † Plurality over Fremont. ‡ Plurality over Buchanan.

ELECTORAL VOTE OF 1856.

STATES.	PRES.			V.-PRES.			Total.
	Buchanan.	Fremont.	Fillmore.	Breckinridge.	Dayton.	Donelson.	
1 Alabama.....	9	.....	.....	9	.....	.....	9
2 Arkansas.....	4	.....	.....	4	.....	.....	4
3 California...	4	.....	.....	4	.....	.....	4
4 Connecticut...	.....	6	.....	.....	6	.....	6
5 Delaware.....	3	.....	.....	3	.....	.....	3
6 Florida.....	3	.....	.....	3	.....	.....	3
7 Georgia.....	10	.....	.....	10	.....	.....	10
8 Illinois.....	11	.....	.....	11	.....	.....	11
9 Indiana.....	13	.....	.....	13	.....	.....	13
10 Iowa.....	.....	4	.....	.....	4	.....	4
11 Kentucky....	12	.....	.....	12	.....	.....	12
12 Louisiana....	6	.....	.....	6	.....	.....	6
13 Maine.....	.....	8	.....	.....	8	.....	8
14 Maryland....	.....	8	.....	.....	8	.....	8
15 Massachus'ts.	.....	13	.....	.....	13	.....	13
16 Michigan....	.....	6	.....	.....	6	.....	6
17 Mississippi..	7	.....	.....	7	.....	.....	7
18 Missouri.....	9	.....	.....	9	.....	.....	9
19 N. Hampshire	.....	5	.....	.....	5	.....	5
20 New Jersey..	7	.....	.....	7	.....	.....	7
21 New York....	.....	35	.....	.....	35	.....	35
22 N. Carolina..	10	.....	.....	10	.....	.....	10
23 Ohio.....	.....	23	.....	.....	23	.....	23
24 Pennsylvania	27	.....	.....	27	.....	.....	27
25 Rhode Island	.....	4	.....	.....	4	.....	4
26 S. Carolina..	8	.....	.....	8	.....	.....	8
27 Tennessee...	12	.....	.....	12	.....	.....	12
28 Texas.....	4	.....	.....	4	.....	.....	4
29 Vermont....	.....	5	.....	.....	5	.....	5
30 Virginia.....	15	.....	.....	15	.....	.....	15
31 Wisconsin...	.....	5	.....	.....	5	.....	5
Total ...	174	114	8	174	114	8	296



POPULAR VOTE OF 1860.

STATES.	A. Lincoln. Republican.		S. A. Doug- las, Ind. Dem.		J.C. Breckin- ridge, Democratic.		John Bell, Const. Union.		Total Vote.
	Vote.	Maj.	Vote.	Maj.	Vote.	Maj.	Vote.	Maj.	
1 Alabama.			13,651		48,831	7,355	27,825		90,307
2 Arkansas.			5,227		28,732	3,411	20,094		54,053
3 California.	39,173	*657	38,516		34,334		6,817		118,840
4 Conn'icut	43,692	10,238	15,522		14,641		3,291		77,146
5 Delaware.	3,815		1,023		7,347	†3,483	3,864		16,049
6 Florida...			367		8,543	2,739	5,437		14,347
7 Georgia...			11,590		51,889	†9,003	42,886		106,365
8 Illinois...	172,161	5,629	169,215		2,404		3,913		338,693
9 Indiana...	139,033	5,923	115,509		12,295		5,306		272,143
10 Iowa.....	70,409	12,487	55,111		1,048		1,763		128,331
11 Kentueky	1,364		25,651		53,143		66,058	†12,915	146,216
12 Louisiana			7,625		22,681	†2,477	20,204		50,510
13 Maine....	62,811	27,704	26,693		6,368		2,046		97,918
14 Maryland	2,294		5,966		42,482	†722	41,760		92,502
15 Mass ...	106,533	43,891	34,372		5,939		22,331		169,175
16 Michigan,	88,480	22,213	65,057		805		405		154,747
17 Minn'sota	22,069	9,339	11,920		748		62		34,799
18 Mississ'pi			3,283		40,797	12,474	25,040		69,120
19 Missouri..	17,028		58,801	†429	31,317		58,372		165,518
20 N. Hamp.	37,519	9,085	25,881		2,112		441		65,953
21 N. Jersey	58,324		62,801	4,477					121,125
22 New York	362,646	50,136	312,510						675,156
23 N. Carol'a			2,701		48,339	648	44,990		96,030
24 Ohio.....	231,610	20,779	187,232		11,405		12,194		442,441
25 Oregon...	5,270	*1,319	3,951		3,006		183		12,410
26 Penn.....	268,030	59,618	16,765		178,871		12,776		476,442
27 R. Island.	12,244	4,537	7,707						19,951
28 S. Carol'a	Electors	chosen	by the	Le-	gisla-	ture.			
29 Tennes'se			11,350		64,709		69,274	†4,565	145,333
30 Texas....					47,548	32,110	15,438		62,986
31 Vermont.	33,808	24,772	6,849		1,969		218		42,844
32 Vir'ginia..	1,929		16,290		74,323		74,681	†358	167,223
33 Wisconsin	86,110	20,040	65,021		888		161		152,180
Total...	1,866,352	326,391	1,375,157	4,477	847,514	58,737	587,830		4,676,853
Lincoln's Plurality		*491,195							

\* Plurality over Douglas. † Plurality over Bell. ‡ Plurality over Breckinridge.

[HISTORY OF CONVENTIONS—Continued from page 351.]

The candidates accepted the nomination, and received the electoral vote of Vermont only.

There was no open opposition in the Democratic Party to the nomination of Gen. Jackson for a second term in 1832, but the party was not so well satisfied with Mr. Calhoun, the Vice-President, so a convention was called to meet at Baltimore, in May, 1832, to nominate a candidate for the second office.

Mr. Van Buren received more than two thirds of all the votes cast, and was declared nominated.

The National Republicans met in convention at Baltimore, December 12th, 1831. Seventeen States and the District of Columbia were represented by 157 delegates, who cast a unanimous vote for Henry Clay of Kentucky, for President.

In May, 1835, a Democratic National Convention, representing twenty-one States, assembled at Baltimore. A rule was adopted, that two thirds of the whole number of votes should be necessary to make a nomination, or to decide any question connected therewith. On the first ballot for President, Mr. Van Buren was nominated unanimously, receiving 265 votes.

In 1835, Gen. William H. Harrison, of Ohio, was nominated for President, with

## ELECTORAL VOTE OF 1860.

STATES.	PRESIDENT.				VICE-PRESIDENT.				Total.
	A. Lincoln, of Ill.	J. C. Breckinridge, of Ky.	John Bell, of Tenn.	S. A. Douglas, of Ill.	H. Hamlin, of Maine.	Joseph Lane, of Oregon.	Edward Everett, of Mass.	H. V. Johnson, of Ga.	
1 Alabama.....		9				9			9
2 Arkansas.....		4				4			4
3 California.....	4				4				4
4 Connecticut.....	6				6				6
5 Delaware.....		3				3			3
6 Florida.....		3				3			3
7 Georgia.....		10				10			10
8 Illinois.....	11				11				11
9 Indiana.....	13				13				13
10 Iowa.....	4				4				4
11 Kentucky.....			12				12		12
12 Louisiana.....		6				6			6
13 Maine.....	8				8				8
14 Maryland.....		8				8			8
15 Massachusetts.....	13				13				13
16 Michigan.....	6				6				6
17 Minnesota.....	4				4				4
18 Mississippi.....		7				7			7
19 Missouri.....				9				9	9
20 New Hampshire.....	5				5				5
21 New Jersey.....	4			3	4			3	7
22 New York.....	35				35				35
23 North Carolina.....		10				10			10
24 Ohio.....	23				23				23
25 Oregon.....	3				3				3
26 Pennsylvania.....	27				27				27
27 Rhode Island.....	4				4				4
28 South Carolina.....		8				8			8
29 Tennessee.....			12				12		12
30 Texas.....		4				4			4
31 Vermont.....	5				5				5
32 Virginia.....			15				15		15
33 Wisconsin.....	5				5				5
Total.....	180	72	39	12	180	72	39	12	303

Francis Granger for Vice-President, by a Whig State Convention at Harrisburg, Pa. Gen. Harrison also received nominations in Maryland, New York, Ohio, and other States.

A Whig National Convention, representing twenty-one States, met at Harrisburg, Pa., December 4th, 1839. James Barbour, of Virginia, presided, and the result of the first ballot was the nomination of Gen. William H. Harrison, of Ohio, who received 148 votes, to 90 for Henry Clay, and 16 for Gen. Winfield Scott. John Tyler, of Virginia, was unanimously nominated as the Whig candidate for Vice-President.

A Convention of Abolitionists was held at Warsaw, N. Y., on the 13th of November, 1839, and nominated for President James G. Birney, of New York, and for Vice-President, Francis J. Lemoyne, of Pennsylvania. These gentlemen declined the nomination. Nevertheless, they received a total of 7609 votes, in various Free States.

A Democratic National Convention met at Baltimore, May 5th, 1840, to nominate candidates for President and Vice-President. The Convention then unanimously nominated Mr. Van Buren for re-election as President.

A Whig National Convention assembled in Baltimore on the 1st of May, 1844, in



POPULAR VOTE OF 1864.

STATES.	Abraham Lincoln, Republican.		Geo. B. McClellan, Democratic		Total Vote.
	Vote.	Majority.	Vote.	Majority.	
1 Alabama*					
2 Arkansas*					
3 California	62,134	18,293	43,841		105,975
4 Connecticut	44,691	2,406	42,285		86,976
5 Delaware	8,155		8,767	612	16,922
6 Florida*					
7 Georgia*					
8 Illinois	189,496	30,766	158,730		348,226
9 Indiana	150,422	20,189	130,233		280,655
10 Iowa	89,075	39,479	49,596		138,671
11 Kansas	16,441	12,750	3,691		20,132
12 Kentucky	27,786		64,301	36,515	92,087
13 Louisiana*					
14 Maine	61,803	17,592	44,211		106,014
15 Maryland	40,153	7,414	32,739		72,892
16 Massachusetts	126,742	77,997	48,745		175,487
17 Michigan	91,521	16,917	74,604		166,125
18 Minnesota	25,060	7,685	17,375		42,435
19 Mississippi*					
20 Missouri	72,750	41,072	31,678		104,428
21 Nevada	9,826	3,222	6,594		16,420
22 New Hampshire	36,400	3,529	32,871		69,271
23 New Jersey	60,723		68,024	7,301	128,747
24 New York	368,735	6,749	361,986		730,721
25 North Carolina*					
26 Ohio	265,154	59,586	205,568		470,722
27 Oregon	9,888	1,431	8,457		18,345
28 Pennsylvania	296,391	20,075	276,316		572,707
29 Rhode Island	13,692	5,222	8,470		22,162
30 South Carolina*					
31 Tennessee*					
32 Texas*					
33 Vermont	42,419	29,098	13,321		55,740
34 Virginia*					
35 West Virginia	23,112	12,714	10,438		33,590
36 Wisconsin	83,458	17,574	65,884		149,342
Total	2,216,067	451,770	1,808,725	44,428	4,024,792
Lincoln's Majority		407,342			

The eleven States marked thus (\*) did not vote.

which every State in the Union was represented, and Mr. Clay was nominated for President by acclamation.

A Democratic National Convention assembled at Baltimore on the 27th May, 1844, adopted the two-thirds rule, and, after a stormy session of three days, James K. Polk, of Tennessee, was nominated for President, and Silas Wright, of New York, for Vice-President. Mr. Wright declined the nomination, and George M. Dallas, of Pennsylvania, was selected.

The Liberty Party National Convention met at Buffalo on the 30th of August, 1843. James G. Birney, of Michigan, was unanimously nominated for President, with Thomas Morris, of Ohio, for Vice-President.

A Whig National Convention met at Philadelphia on the 7th of June, 1848. After a rather stormy session of three days, Gen. Zachary Taylor, of Louisiana, was nominated for President, and Millard Fillmore, of New York, for Vice-President.

The Democratic National Convention for 1848 assembled in Baltimore on the 22d of May. The two-thirds rule was adopted, and Gen. Lewis Cass was nominated for President on the fourth ballot.

## ELECTORAL VOTE OF 1864.

STATES.	PRESIDENT.			V.-PRESIDENT.			Total.	STATES.	PRESIDENT.			V.-PRESIDENT.			Total.
	A. Lincoln, of Ill.	G. B. McClellan, of N. J.	Vacancies.	A. Johnson, of Tenn.	G. H. Pendleton, of O.	Vacancies.			A. Lincoln, of Ill.	G. B. McClellan, of N. J.	Vacancies.	A. Johnson, of Tenn.	G. H. Pendleton, of O.	Vacancies.	
1 Alabama.....			8			8	8	20 Missouri.....	11			11			11
2 Arkansas.....		5				5	5	21 Nevada.....	2		1	2		1	3
3 California.....	5			5			5	22 New Hampshire	5			5			5
4 Connecticut...	6			3			6	2 New Jersey.....		7			7		7
5 Delaware.....		3			3		3	24 New York.....	33			33			33
6 Florida.....			3			3	3	25 North Carolina.			9			9	9
7 Georgia.....			9			9	9	26 Ohio.....	21			21			21
8 Illinois.....	16			16			16	27 Oregon.....	3			3			3
9 Indiana.....	13			13			13	23 Pennsylvania...	26			26			26
10 Iowa.....	8			8			8	29 Rhode Island...	4			4			4
11 Kansas.....	3			3			3	30 South Carolina..			6			6	6
12 Kentucky.....		11			11		11	31 Tennessee.....			10			10	10
13 Louisiana.....			7			7	7	32 Texas.....			6			6	6
14 Maine.....			7			7	7	33 Vermont.....	5			5			5
15 Maryland.....			7			7	7	34 Virginia.....			10			10	10
16 Massachusetts.	12			12			12	35 West Virginia...	5			5			5
17 Michigan.....	8			8			8	36 Wisconsin.....	8			8			8
18 Minnesota.....	4			4			4	Total.....	212	1	81	212	21	81	314
19 Mississippi....			7			7	7								

On the 9th of August, 1848, a Free Democratic or Free Soil Convention was held at Buffalo, which was attended by delegates from seventeen States. Charles Francis Adams, of Massachusetts, presided, and the Convention nominated Messrs. Van Buren and Adams as candidates for President and Vice-President.

The Whig National Convention of 1852 assembled at Baltimore on the 16th of June, and after an exciting session of six days, nominated Gen. Winfield Scott as President, on the fifty-third ballot.

The Democratic Convention of 1852 assembled at Baltimore on the 1st of June, and the two-thirds rule was adopted. Gen. Franklin Pierce, of New Hampshire, was nominated for President, on the forty-ninth ballot.

The Free Soil Democracy held a National Convention at Pittsburg, on the 11th August, 1852; Henry Wilson, of Mass., presiding. All the Free States were represented, with Delaware, Virginia, Kentucky, and Maryland. John P. Hale, of N. H., was nominated for President, with Geo. W. Julian, of Indiana for Vice-President.

The Republican National Convention of 1856 met at Philadelphia on the 17th of June. Col. John C. Fremont was unanimously nominated, having received 39 votes on the first ballot against 196 for John McLean.

On February 22d, 1856, the American National Nominating Convention organized at Philadelphia, with 227 delegates in attendance. Millard Fillmore was declared to be the nominee, with Andrew Jackson Donelson, of Tenn., for Vice-President. The Democratic National Convention of 1856 met at Cincinnati on the 2d of June, and nominated James Buchanan on the seventeenth ballot. John C. Breckinridge, of Ky., was unanimously nominated for Vice-President.

A Republican National Convention assembled at Chicago on May 16th, 1860, delegates being in attendance from all the Free States, as also from Delaware, Maryland, Virginia, Kentucky, and Missouri. Abraham Lincoln was nominated for the Presidency on the third ballot, receiving 354 out of 466 votes; his principal competitors being William H. Seward, Salmon P. Chase, and Edward Bates.



## POPULAR VOTE OF 1868.

STATES.	Ulysses S. Grant, Republican.		Horatio Seymour, Democratic.		Total Vote.
	Vote.	Majority.	Vote.	Majority.	
1 Alabama.....	76,366	4,278	72,088	.....	148,454
2 Arkansas ... ..	22,112	3,034	19,078	.....	41,190
3 California.....	54,583	506	54,077	.....	108,660
4 Connecticut.....	50,995	3,043	47,952	.....	98,947
5 Delaware.....	7,623	.....	10,980	3,357	18,603
6 Florida.....	Electors	chosen by	the Legis-	lature.	.....
7 Georgia.....	57,134	.....	102,722	45,588	159,856
8 Illinois.....	250,303	51,160	199,143	.....	449,446
9 Indiana.....	176,548	9,568	166,980	.....	343,528
10 Iowa.....	120,399	46,359	74,040	.....	194,439
11 Kansas.....	31,048	17,058	13,990	.....	45,038
12 Kentucky.....	39,566	.....	115,890	76,324	155,456
13 Louisiana.....	33,263	.....	80,225	46,962	113,488
14 Maine.....	70,493	28,033	42,460	.....	112,953
15 Maryland.....	30,438	.....	62,357	31,919	92,795
16 Massachusetts...	136,477	77,069	59,408	.....	195,885
17 Michigan.....	128,550	31,481	97,069	.....	225,619
18 Minnesota.....	43,545	15,470	28,075	.....	71,620
19 Mis-sissippi*.....	.....	.....	.....	.....	.....
20 Missouri.....	86,860	21,232	65,628	.....	152,488
21 Nebraska.....	9,729	4,290	5,439	.....	15,168
22 Nevada.....	6,480	1,262	5,218	.....	11,698
23 New Hampshire..	38,191	6,967	31,224	.....	69,415
24 New Jersey.....	80,131	.....	83,001	2,870	163,132
25 New York.....	419,883	.....	429,883	10,000	849,766
26 North Carolina...	96,769	12,168	84,601	.....	181,370
27 Ohio.....	280,223	41,617	238,606	.....	518,829
28 Oregon.....	10,961	.....	11,125	164	22,086
29 Pennsylvania.....	342,280	28,898	313,382	.....	655,662
30 Rhode Island.....	12,993	6,445	6,548	.....	19,541
31 South Carolina...	62,301	17,064	45,237	.....	107,538
32 Tennessee.....	56,628	30,499	26,129	.....	82,757
33 Texas*.....	.....	.....	.....	.....	.....
34 Vermont.....	44,167	32,122	12,045	.....	56,212
35 Virginia*.....	.....	.....	.....	.....	.....
36 West Virginia....	29,175	8,869	20,306	.....	49,481
37 Wisconsin.....	108,857	24,150	84,707	.....	193,564
Total.....	3,015,071	522,642	2,709,613	217,184	5,724,684
Grant's Majority.....	.....	305,458	.....	.....	.....

A Democratic National Convention assembled at Charleston, S. C., on the 23d of April, 1860, with full delegations present from every State. Dissensions arising, chiefly out of the question of slavery in the Territories, too great to be reconciled, the delegations from seven Southern States withdrew, and the convention adjourned, after fifty-seven ineffectual ballots for a candidate, to meet at Baltimore, June 18th. Here Stephen A. Douglas was nominated for President, and B. Fitzpatrick for Vice-President. The latter declined, and H. V. Johnson was substituted by the National Committee. The Convention of Seceders nominated John C. Breckinridge and Joseph Lane.

A "Constitutional Union" Convention from twenty States met at Baltimore, May 9th, 1860, and nominated John Bell and Edward Everett for the Presidency and Vice-Presidency.

1864.

The REPUBLICAN National Convention met at Baltimore, June 7th. The renomination, for President, of Abraham Lincoln, of Illinois, was made unanimous, he having received the votes of all the States except Missouri, cast for Gen. Grant.

## ELECTORAL VOTE OF 1868.

STATES.	PRESIDENT.			V.-PRESIDENT.			Total.	STATES.	PRESIDENT.			V.-PRESIDENT.			Total.
	U. S. Grant, of Ill.	H. Seymour, of N. Y.		S. Colfax, of Ind.	F. P. Blair, of Mo.				U. S. Grant, of Ill.	H. Seymour, of N. Y.	S. Colfax, of Ind.	F. P. Blair, of Mo.			
		Vacancies.			Vacancies.							Vacancies.			
1 Alabama.....	8	..	..	8	..	..	8	20 Missouri.....	11	..	..	11	..	..	..
2 Arkansas.....	5	..	..	5	..	..	5	21 Nebraska.....	3	..	..	3	..	..	3
3 California.....	5	..	..	5	..	..	5	22 Nevada.....	3	..	..	3	..	..	3
4 Connecticut....	6	..	..	6	..	..	6	23 New Hampshire.	5	..	..	5	..	..	5
5 Delaware.....	..	3	..	..	3	..	3	24 New Jersey.....	..	7	..	..	7	..	7
6 Florida.....	3	..	..	3	..	..	3	25 New York.....	..	33	..	..	33	..	33
7 Georgia.....	..	9	..	..	9	..	9	26 North Carolina.	9	..	..	9	..	..	9
8 Illinois.....	16	..	..	16	..	..	16	27 Ohio.....	21	..	..	21	..	..	21
9 Indiana.....	13	..	..	13	..	..	13	28 Oregon.....	..	3	..	..	3	..	3
10 Iowa.....	8	..	..	8	..	..	8	29 Pennsylvania...	26	..	..	26	..	..	26
11 Kansas.....	3	..	..	3	..	..	3	30 Rhode Island...	4	..	..	4	..	..	4
12 Kentucky.....	..	11	..	..	11	..	11	31 South Carolina..	6	..	..	6	..	..	6
13 Louisiana.....	..	7	..	..	7	..	7	32 Tennessee.....	16	..	..	16	..	..	16
14 Maine.....	7	..	..	7	..	..	7	33 Texas.....	..	6	..	..	6	..	6
15 Maryland.....	..	7	..	..	7	..	7	34 Vermont.....	5	..	..	5	..	..	5
16 Massachusetts.	12	..	..	12	..	..	12	35 Virginia.....	..	10	..	..	10	..	10
17 Michigan.....	8	..	..	8	..	..	8	36 West Virginia...	5	..	..	5	..	..	5
18 Minnesota.....	4	..	..	4	..	..	4	37 Wisconsin.....	8	..	..	8	..	..	8
19 Mississippi....	..	..	7	..	..	7	7	Total.....	214	80	23	214	80	23	317

For Vice-President, Andrew Johnson, of Tennessee, was nominated on the second ballot, his principal competitors being D. S. Dickinson and H. Hamlin.

The DEMOCRATIC National Convention met at Chicago, Ill., August 29th. Nominations—President, George B. McClellan, of New Jersey; Vice-President, George H. Pendleton, of Ohio.

## 1868.

The REPUBLICAN National Convention met at Chicago, Ill., May 20th. Nominations—President, Ulysses S. Grant, of Illinois; Vice-President, Schuyler Colfax, of Indiana.

The DEMOCRATIC National Convention met at New York, July 4th. Nominations—President, Horatio Seymour, of New York; Vice-President, Francis P. Blair, Jr., of Missouri.

## 1872.

The LIBERAL REPUBLICAN Convention met at Cincinnati, Ohio, May 1st. Nominations—President, Horace Greeley, of New York, on the sixth ballot, by 482 votes, against 187 for David Davis, of Illinois; Vice-President, B. Gratz Brown, of Missouri, on the second ballot.

The REPUBLICAN National Convention met at Philadelphia, Pa., June 5th. Nominations—President, Ulysses S. Grant, on the first ballot, unanimously; Vice-President, Henry Wilson, of Massachusetts, receiving 364½ votes against 321½ for Schuyler Colfax.

The DEMOCRATIC National Convention met at Baltimore, Md., July 9th. Nominations—President, Horace Greeley, on the first ballot, receiving 686 votes to 38 scattering; Vice-President, B. Gratz Brown, who received 713 votes.

The DEMOCRATIC ("Straight Out") Convention met at Louisville, Ky., September 3d. Nominations—President, Charles O'Connor, of New York; Vice-President, John Q. Adams, of Massachusetts. The nominations were declined.



## POPULAR VOTE OF 1872.

STATES.	U. S. Grant, Republican.		H. Greeley, Dem. & Lib. Rep.		O'Con- nor, Dem.	Black, Tempe- rance.	Total Vote.
	Vote.	Maj.	Vote.	Maj.	Vote.	Vote.	
1 Alabama....	90,272	10,828	79,444	.....	.....	.....	169,716
2 Arkansas....	41,373	3,446	37,927	.....	.....	.....	79,300
3 California...	54,020	12,234	40,718	.....	.....	.....	95,800
4 Connecticut.	50,638	4,348	45,880	.....	1,068	.....	96,928
5 Delaware....	11,115	422	10,206	.....	204	206	21,808
6 Florida .....	17,763	2,336	15,427	.....	487	.....	33,190
7 Georgia.....	62,550	.....	76,356	9,806	.....	.....	142,906
8 Illinois.....	241,944	53,948	184,938	.....	4,000	.....	429,940
9 Indiana.....	186,147	21,098	168,732	.....	3,058	.....	351,196
10 Iowa.....	131,566	58,149	71,196	.....	1,417	.....	204,983
11 Kansas.....	67,048	33,482	32,970	.....	2,221	.....	100,614
12 Kentucky...	88,766	.....	99,995	8,855	596	.....	191,135
13 Louisiana...	71,663	14,634	57,029	.....	2,374	.....	128,692
14 Maine .....	61,422	32,335	29,087	.....	.....	.....	90,509
15 Maryland ...	66,760	.....	67,687	908	19	.....	134,466
16 Massachu'ts.	133,472	74,212	59,260	.....	.....	.....	192,732
17 Michigan....	138,455	55,968	78,355	.....	2,861	1,271	220,942
18 Minnesota...	55,117	20,694	34,423	.....	.....	.....	89,540
19 Mississippi..	82,175	34,887	47,288	.....	.....	.....	129,463
20 Missouri ....	119,196	.....	151,434	29,809	2,429	.....	273,059
21 Nebraska....	18,329	10,517	7,812	.....	.....	.....	26,141
22 Nevada .....	8,413	2,177	6,236	.....	.....	.....	14,649
23 N. Hampsh'e	37,168	5,444	31,424	.....	100	200	68,892
24 New Jersey..	91,656	14,570	76,456	.....	630	.....	168,742
25 New York ..	440,736	51,800	387,281	.....	1,454	201	829,672
26 N. Carolina.	94,769	24,675	70,094	.....	.....	.....	164,863
27 Ohio .....	281,852	34,268	244,321	.....	1,163	2,100	529,436
28 Oregon.....	11,819	3,517	7,730	.....	572	.....	20,121
29 Pennsylv'ia .	349,589	135,918	212,041	.....	.....	1,630	563,260
30 Rhode Isl'd..	13,665	8,336	5,329	.....	.....	.....	18,994
31 S. Carolina..	72,290	49,400	22,703	.....	187	.....	95,180
32 Tennessee..	85,655	.....	94,391	8,736	.....	.....	180,046
33 Texas.....	47,406	.....	66,500	16,595	2,499	.....	116,405
34 Vermont ....	41,481	29,961	10,927	.....	593	.....	53,001
35 Virginia....	93,468	1,772	91,654	.....	42	.....	185,164
36 W. Virginia.	32,315	2,264	29,451	.....	600	.....	62,366
37 Wisconsin ..	104,997	17,686	86,477	.....	834	.....	192,308
Total.....	3,597,070	825,326	2,834,079	74,709	29,408	5,608	6,466,165
Grant's Majority.....		727,975					

## 1876.

The REPUBLICAN National Convention met at Cincinnati, Ohio, June 14th. Nominations—President, Rutherford B. Hayes, of Ohio, on the seventh ballot, receiving 384 votes, to 351 for J. G. Blaine, and 21 for B. H. Bristow; Vice-President, William A. Wheeler, of New York.

The DEMOCRATIC National Convention met at St. Louis, Mo., June 27th. Nominations—President, Samuel J. Tilden, of New York, on the second ballot, receiving 535 votes, against 85 for Hendricks, 54 for Wm. Allen, 58 for W. S. Hancock, and 6 scattering; Vice-President, Thomas A. Hendricks, of Indiana.

A "National GREENBACK Convention," composed of men opposed to specie resumption and in favor of national paper money to take the place of bank issues, met at Indianapolis, May 17th, with nineteen States represented. Peter Cooper, of New York, and Samuel F. Cary, of Ohio, were nominated for President and Vice-President.

A "PROHIBITION Reform Party" Convention met at Cleveland, May 17th, and nominated Green Clay Smith, of Kentucky, and R. T. Stewart, of Ohio.

## ELECTORAL VOTE OF 1872.

STATES.	PRESIDENT.					VICE-PRESIDENT.								Total.			
	Ulysses S. Grant, of Ill.	T. A. Hendricks, of Ind.	B. Gratz Brown, of Mo.	C. J. Jenkins, of Ga.	D. Davis, of Illinois.	Not Counted.	H. Wilson, of Mass.	B. G. Brown, of Mo.	G. W. Julian, of Ind.	A. H. Colquitt, of Ga.	J. M. Palmer, of Illinois.	T. E. Bramlette, of Ky.	W. S. Groesbeck, of Ohio.		W. B. Machen, of Ky.	N. P. Banks, of Mass.	Not Counted.
1 Alabama.....	10						10										10
2 Arkansas.....						6											6
3 California.....	6						6										6
4 Connecticut.....	6						6										6
5 Delaware.....	3						3										3
6 Florida.....	4						4										4
7 Georgia.....			6	2		3											11
8 Illinois.....	21						21										21
9 Indiana.....	15						15										15
10 Iowa.....	11						11										11
11 Kansas.....	5						5										5
12 Kentucky.....		8	4					8									12
13 Louisiana.....						8											8
14 Maine.....	7						7										7
15 Maryland.....		8						8									8
16 Massachusetts.....	13						13										13
17 Michigan.....	11						11										11
18 Minnesota.....	5						5										5
19 Mississippi.....	8						8										8
20 Missouri.....		6	8		1			6	5		3		1				15
21 Nebraska.....		3						3									3
22 Nevada.....	3						3										3
23 New Hampshire.....	5						5										5
24 New Jersey.....	9						9										9
25 New York.....	35						35										35
26 North Carolina.....	10						10										10
27 Ohio.....	22						22										22
28 Oregon.....	3						3										3
29 Pennsylvania.....	29						29										29
30 Rhode Island.....	4						4										4
31 South Carolina.....	7						7										7
32 Tennessee.....		12						12									12
33 Texas.....		8						8									8
34 Vermont.....	5						5										5
35 Virginia.....	11						11										11
36 West Virginia.....	5						5										5
37 Wisconsin.....	10						10										10
Total.....	286	42	18	2	1	17	286	47	5	5	3	3	1	1	1	14	366



POPULAR VOTE OF 1876.

STATES.	S. J. Tilden, Democratic.		R. B. Hayes, Republican.		Peter Cooper, Greenback.	G. C. Smith, Temperance.	*Scattering.	Total Vote.
	Vote.	Maj.	Vote.	Maj.				
1 Alabama .....	102,002	33,772	68,230	.....	.....	.....	.....	170,232
2 Arkansas.....	58,071	19,113	38,669	.....	289	.....	.....	97,029
3 California.....	76,465	.....	79,269	2,738	47	.....	19	155,800
4 Colorado.....	Electors	chosen	by Legis-	lature.	.....	.....	.....	.....
5 Connecticut...	61,934	1,712	59,034	.....	774	378	36	122,156
6 Delaware.....	13,381	2,629	10,752	.....	.....	.....	.....	24,133
7 Florida†.....	22,923	.....	23,849	926	.....	.....	.....	46,772
8 Georgia.....	130,088	79,642	50,446	.....	.....	.....	.....	180,534
9 Illinois.....	258,601	.....	278,232	1,971	17,233	141	286	554,493
10 Indiana.....	213,526	\$5,515	208,011	.....	9,533	.....	.....	431,070
11 Iowa .....	112,099	.....	171,327	50,191	9,001	36	.....	292,463
12 Kansas.....	37,902	.....	78,322	32,511	7,776	110	23	124,133
13 Kentucky.....	159,690	59,772	97,156	.....	1,944	818	.....	259,608
14 Louisiana‡....	70,508	.....	75,135	4,627	.....	.....	.....	145,643
15 Maine.....	49,823	.....	66,300	15,814	663	.....	.....	116,786
16 Maryland.....	91,780	19,756	71,981	.....	33	10	.....	163,804
17 Massachusetts.	108,777	.....	150,063	40,423	779	84	.....	259,703
18 Michigan....	141,095	.....	166,534	15,542	9,060	766	71	317,526
19 Minnesota.....	48,799	.....	72,962	21,780	2,311	72	.....	124,144
20 Mississippi....	112,173	59,568	52,605	.....	.....	.....	.....	164,778
21 Missouri.....	203,077	54,389	145,029	.....	3,498	64	97	351,765
22 Nebraska.....	17,534	.....	31,916	10,326	2,320	1,599	117	53,506
23 Nevada.....	9,308	.....	10,383	1,075	.....	.....	.....	19,691
24 N. Hampshire.	38,509	.....	41,539	2,954	76	.....	.....	80,124
25 New Jersey...	115,962	11,690	103,517	.....	712	43	.....	220,234
26 New York....	521,949	26,568	489,207	.....	1,987	2,359	1,828	1,017,330
27 North Carolina	125,427	17,010	108,417	.....	.....	.....	.....	233,844
28 Ohio.....	323,182	.....	330,698	2,747	3,057	1,636	76	658,649
29 Oregon.....	14,149	.....	15,206	547	510	.....	.....	29,865
30 Pennsylvania..	366,158	.....	384,122	9,375	7,187	1,319	83	758,869
31 Rhode Island .	10,712	.....	15,787	4,947	68	60	.....	26,627
32 South Carolina	90,906	.....	91,870	964	.....	.....	.....	182,776
33 Tennessee.....	133,166	43,600	89,566	.....	.....	.....	.....	222,732
34 Texas.....	104,755	59,955	44,800	.....	.....	.....	.....	149,555
35 Vermont.....	20,254	.....	44,092	23,838	.....	.....	.....	64,346
36 Virginia.....	139,670	44,112	95,558	.....	.....	.....	.....	235,228
37 West Virginia.	56,455	12,384	42,698	.....	1,373	.....	.....	100,526
38 Wisconsin....	123,927	.....	130,668	5,205	1,509	27	.....	256,131
Total .....	4,284,757	545,672	4,033,950	248,501	81,740	9,522	2,636	8,412,605
Tilden's Majority.....	.....	156,909	.....	.....	.....	.....	.....	.....

\* Scattering, includes the votes of the anti-Masonic and American Alliance tickets.

† Returning Board's count, Nov. 28, 1876. A majority of 94 to 1197 was claimed for Tilden by the Democrats, and the opinion of the Supreme Court of Florida gave Tilden 94 majority.

‡ Returning Board's count. The figures on the face of the returns, when opened by the Board, are claimed to have been: Tilden, 82,326; Hayes, 77,023. Tilden's majority: 5,303.

\* Plurality over Hayes.

ELECTORAL VOTE OF 1876.

STATES.	PRESI- DENT.		VICE- PRESI- DENT.		Total.	STATES.	PRESI- DENT.		VICE- PRESI- DENT.		Total.
	R. B. Hayes, of Ohio.	S. J. Tilden, of N. Y.	W. A. Wheeler, of N. Y.	T. A. Hendricks, of Ind.			R. B. Hayes, of Ohio.	S. J. Tilden, of N. Y.	W. A. Wheeler, of N. Y.	T. A. Hendricks, of Ind.	
1 Alabama	10	10	10	10	21	Missouri	15	15	15	15	
2 Arkansas	6	6	6	6	22	Nebraska	3	3	3	3	
3 California	6	6	6	6	23	Nevada	3	3	3	3	
4 Colorado	3	3	3	3	24	N. Hampshire	5	5	5	5	
5 Connecticut	6	6	6	6	25	New Jersey	9	9	9	9	
6 Delaware	3	3	3	3	26	New York	35	35	35	35	
7 Florida*	4	4	4	4	27	N. Carolina	10	10	10	10	
8 Georgia	11	11	11	11	28	Ohio	22	22	22	22	
9 Illinois	21	21	21	21	29	Oregon*	3	3	3	3	
10 Indiana	15	15	15	15	30	Pennsylvania	29	29	29	29	
11 Iowa	11	11	11	11	31	Rhode Island	4	4	4	4	
12 Kansas	5	5	5	5	32	S. Carolina*	7	7	7	7	
13 Kentucky	12	12	12	12	33	Tennessee	12	12	12	12	
14 Louisiana*	8	8	8	8	34	Texas	8	8	8	8	
15 Maine	7	7	7	7	35	Vermont	5	5	5	5	
16 Maryland	8	8	8	8	36	Virginia	11	11	11	11	
17 Massachusetts	13	13	13	13	37	West Virginia	5	5	5	5	
18 Michigan	11	11	11	11	38	Wisconsin	10	10	10	10	
19 Minnesota	5	5	5	5							
20 Mississippi	8	8	8	8							
						Total	185	184	185	184	369

\* From Florida two sets of certificates were received ; from Louisiana, three ; from Oregon, two ; and from South Carolina, two. They were referred to an Electoral Commission, formed under the provisions of the Compromise Bill, approved January 29th, 1877 ; the Commission decided in favor of counting the Electoral Vote, as returned in the table.

Number of Counties in each State and Territory in 1881.

UNITED STATES.			UNITED STATES.			UNITED STATES.		
1	Alabama	67	19	Minnesota	75	37	West Virginia	54
2	Arkansas	74	20	Mississippi	75	38	Wisconsin	62
3	California	52	21	Missouri	115		Total Counties	2,332
4	Colorado	31	22	Nebraska	63		TERRITORIES.	
5	Connecticut	8	23	Nevada	14			
6	Delaware	3	24	New Hampshire	10			
7	Florida	39	25	New Jersey	21	1	Arizona	7
8	Georgia	137	26	New York	60	2	Dakota	36
9	Illinois	102	27	North Carolina	96	3	Idaho	12
10	Indiana	92	28	Ohio	88	4	Montana	10
11	Iowa	99	29	Oregon	23	5	New Mexico	12
12	Kansas	80	30	Pennsylvania	67	6	Utah	23
13	Kentucky	117	31	Rhode Island	5	7	Washington	25
14	Louisiana	58	32	South Carolina	33	8	Wyoming	5
15	Maine	16	33	Tennessee	94		Total	130
16	Maryland	24	34	Texas	161			
17	Massachusetts	14	35	Vermont	14			
18	Michigan	77	36	Virginia	112			



NUMBER OF ELECTORAL VOTES TO WHICH EACH STATE HAS BEEN ENTITLED AT EACH ELECTION, 1789-1876.

STATES.	1	2	3	4	5	6	7	8	9	10	11	12	13	14	15	16	17	18	19	20	21	22	23
	1789	1792	1796	1800	1804	1808	1812	1816	1820	1824	1828	1832	1836	1840	1844	1848	1852	1856	1860	1864	1868	1872	1876
Ala...									3	5	5	7	7	7	9	9	9	9	9	8	8	10	10
Ark...													3	3	3	3	4	4	4	5	5	6	6
Cal...																	4	4	4	5	5	6	6
Col...																							3
Conn.	7	9	9	9	9	9	9	9	9	8	8	8	8	8	6	6	6	6	6	6	6	6	6
Del...	3	3	3	3	3	3	4	4	4	3	3	3	3	3	3	3	3	3	3	3	3	3	3
Fla...																3	3	3	3	3	3	4	4
Ga...	5	4	4	4	6	6	8	8	8	9	9	11	11	11	10	10	10	10	10	9	9	11	11
Ill...									3	3	3	5	5	5	9	9	11	11	11	16	16	21	21
Ind...								3	3	5	5	9	9	9	12	12	13	13	13	13	15	15	15
Iowa.																4	4	4	4	8	8	11	11
Kan.																				3	3	5	5
Ky...		4	4	4	8	8	12	12	12	14	14	15	15	15	12	12	12	12	12	11	11	12	12
La...						3	3	3	5	5	5	5	5	5	6	6	6	6	6	7	7	8	8
Me...									9	9	9	10	10	10	9	9	8	8	8	7	7	7	7
Md...	8	10	10	10	11	11	11	11	11	11	11	10	10	10	8	8	8	8	8	7	7	8	8
Mass.	10	16	16	16	19	19	22	22	15	15	15	14	14	14	12	12	13	13	13	12	12	13	13
Mich.													3	3	5	5	6	6	6	8	8	11	11
Minn.																			4	4	4	5	5
Miss..									3	3	3	4	4	4	6	6	7	7	7	7	8	8	8
Mo...									3	3	3	4	4	4	7	7	9	9	9	11	11	15	15
Neb.																					3	3	3
Nev..																					3	3	3
N. H.	5	6	6	6	7	7	8	8	8	8	8	7	7	7	6	6	5	5	5	5	5	5	5
N. J..	6	7	7	7	8	8	8	8	8	8	8	8	8	8	7	7	7	7	7	7	7	9	9
N. Y..	8	12	12	12	19	19	29	29	29	36	36	42	42	42	36	36	35	35	35	33	33	35	35
N. C.	7	12	12	12	14	14	15	15	15	15	15	15	15	15	11	11	10	10	10	9	9	10	10
Ohio..					3	3	8	8	8	16	16	21	21	21	23	23	23	23	23	21	21	22	22
Or....																			3	3	3	3	3
Penn.	10	15	15	15	20	20	25	25	25	28	28	30	30	30	26	26	27	27	27	26	26	29	29
R. I..	3	4	4	4	4	4	4	4	4	4	4	4	4	4	4	4	4	4	4	4	4	4	4
S. C..	7	8	8	8	10	10	11	11	11	11	11	11	11	11	9	9	8	8	8	6	6	7	7
Tenn.			3	3	5	5	8	8	8	11	11	15	15	15	13	13	12	12	12	10	10	12	12
Tex...																4	4	4	4	6	6	8	8
Vt...		4	4	4	6	6	8	8	8	7	7	7	7	7	6	6	5	5	5	5	5	5	5
Va...	12	21	21	21	24	24	25	25	25	24	24	23	23	23	17	17	15	15	15	10	10	11	11
W. Va																				5	5	5	5
Wis...																4	5	5	5	8	8	10	10
Total.	91	135	138	138	176	176	218	221	235	261	261	288	294	294	275	290	296	296	303	314	317	366	369
No. of States	13	15	16	16	17	17	18	19	24	24	24	24	26	26	26	30	31	31	33	36	37	37	38

RATIO OF REPRESENTATION IN THE HOUSE OF REPRESENTATIVES.

From 1789 to 1792, according to Constitution.....	30,000
“ 1792 to 1803, based on 1st census, 1790.....	33,000
“ 1803 to 1812, “ 2d “ 1800.....	33,000
“ 1812 to 1823, “ 3d “ 1810.....	35,000
“ 1823 to 1832, “ 4th “ 1820.....	40,000
“ 1832 to 1843, “ 5th “ 1830.....	47,700
“ 1843 to 1852, “ 6th “ 1840.....	70,680
“ 1852 to 1863, “ 7th “ 1850.....	93,423
“ 1863 to 1872, “ 8th “ 1860.....	127,381
“ 1872 to ..... “ 9th “ 1870.....	131,423

## NOTABLE EVENTS, DEC. 1, 1879, TO DEC. 1, 1880.

Dec. 1, 1879. The Forty-sixth Congress met in second session, having been organized at the first session, March 18, 1879.

Dec. 2. Steamship *Borussia* of the Canada and Mississippi line, sunk at sea, 200 persons lost.

Dec. 6. A storm swept over the Bay of Biscay, drowning hundreds of persons.

Dec. 10. A new Spanish cabinet constituted, with Canoras del Costello as Prime Minister.

Dec. 10. Alexander Ramsey, of Minn., appointed and confirmed as Secretary of War, *vice* Geo. W. McCrary, of Iowa, resigned.

Dec. 14. Crushing defeat of the Afghan army, numbering 30,000, by Gen. Roberts, near Cabul.

Dec. 16. Gen. Wm. Mahone elected U. S. Senator from Va. by the Readjuster Democrats in the Legislature, against the regular Democratic debt payers' candidate.

Dec. 19. Senate appointed special committee of five to investigate the causes of the negro exodus from N. C., etc., to Indiana, Kansas, etc.

Dec. 19. Congress took a holiday recess to Jan. 6.

Dec. 21. Another attempt to assassinate the Czar of Russia by blowing up the cars near Moscow, was made, but the baggage train was by mistake destroyed, and the car containing the royal party escaped.

Dec. 21. In Paris the Waddington ministry resigned in a body during the session of the Corps Legislatif, which met in Paris, Nov. 27, for the first time since 1870.

Dec. 21. Railroad bridge over the Frith of Tay, Scotland, blown down in a hurricane. Train of cars submerged, and 90 passengers drowned.

Dec. 23. The Afghans routed by General Roberts with the British forces at Cabul.

Dec. 24. Spanish Senate passed the bill abolishing slavery in Cuba, 34 to 14.

Dec. 26. Great fire in Tokio, Japan, 15,000 houses burned, and 100 persons killed by cold and exposure.

Dec. 28. A new French cabinet was constructed with M. de Freycinet as President of the Council and Minister of Foreign Affairs.

Dec. 28. Great fire in Boston; loss over one million dollars.

Dec. 30. Another attempt on the life of King Alphonso, of Spain, by Gonzales, aged 19, firing two pistol shots at the royal carriage; no one injured.

Dec. 30. The arrival of M. de Lesseps on the Isthmus of Panama with engineers to make surveys for an inter-oceanic canal, was celebrated by many banquets.

Jan. 1, 1880. Decrease of U. S. debt during Dec. was \$4,251,218.

Jan. 2. At Connemara, Ireland, great and serious collision between the constabulary and the people rioting under grievances.

Jan. 5. Revolution in Peru; Gen. Pierola proclaimed dictator.

Jan. 13. M. Gambetta elected President of French Chamber of Deputies, by 239 out of 308 votes.

Jan. 17. The Maine Legislature elected Daniel F. Davis, Republican, governor, there having been no choice by the people.

Jan. 19. In the Senate a joint resolution to amend the Constitution was offered, basing the right of suffrage on citizenship

alone, and providing that the right to vote shall not be denied on account of sex by the United States, or by any State.

Jan. 21. Seventy men killed by a colliery explosion at Newcastle, Eng.

Jan. 20. The Spanish Cortez passed the Cuba emancipation bill by 230 to 10.

Jan. 29. French Chamber passed a bill to suppress political clubs and authorize the government to prohibit meetings where disturbances were feared.

Feb. 3. The Warner Silver Bill reported adversely by Senator Bayard, Chairman of the Senate Finance Committee.

Feb. 4. The Pennsylvania Republican Convention, at Harrisburg, instructed its delegates---133 to 113---to vote as a unit at Chicago for General Grant for President.

Feb. 5. The Queen opened Parliament in person.

Feb. 11. New Jersey Assembly defeated bill abolishing capital punishment by a vote of about three to one.

Feb. 12. President Hayes issued proclamation declaring that the Indian Territory would be guaranteed by the army if necessary to the Indians as their exclusive property.

Feb. 12. French Chamber defeated plenary amnesty by a vote of 313 to 115.

Feb. 17. Winter palace at St. Petersburg, Russia, blown up by a mine of dynamite, in an unsuccessful attempt to kill the imperial family. Ten soldiers killed and forty-five wounded.

Feb. 17. British House of Commons defeated a bill to make franchise in Ireland equal to that in England and Scotland. 242 to 195.

Feb. 18. The act abolishing slavery in Cuba was officially published by the Spanish Government.

Feb. 25. The House Committee on the Electoral Count reported an amendment to the Constitution providing for the election of President directly by a popular vote, and requiring the returns from any State to be counted by the President of the Senate, the concurrence of both Houses being required to reject any return.

Feb. 25. The Czar of Russia appointed General Melikoff head of "Commission of Supreme Control" and dictator.

Feb. 25. The New York Republican Convention, at Utica, instructed delegates to use united efforts to make General Grant the Presidential nominee at Chicago.

Feb. 27. President Daza, of Bolivia, was deposed, and Col. E. Camacho was proclaimed chief of the army.

Feb. 29. Work of tunnelling Mount St. Gothard completed.

March. In Uruguay, President Latorre resigned his office in a singular message to the Senate, declaring his belief that his country was ungovernable. That body then conferred the supreme power of the Republic on M. Vidal until 1883, the close of the regular Presidential term.

March 8. President Hayes sent a message to Congress declaring it to be the duty of the United States to protect our national interests by asserting and maintaining supervision over the enterprise of an interoceanic canal across the Isthmus of Darien.

March 9. Samana, Santo Domingo, nearly destroyed by fire.



March 22. U. S. Supreme Court declared unconstitutional the law prohibiting employment of Chinese laborers in factories.

March 23. British Parliament dissolved and writs for a new general election issued.

April 7. Rhode Island election resulted in no choice for Governor, but the Republican Legislature elected A. H. Littlefield.

April 9. The President appointed a commission to China, to secure treaty revision, consisting of Dr. James B. Angell, Minister Plenipotentiary, &c., vice George F. Seward, resigned, John F. Swift, and William H. Prescott.

April 12. The Senate passed bill ratifying agreement with Ute Indian Commission, which subsequently passed the House and became a law.

April 14. The electoral college of the Argentine Republic returned 158 members favorable to General Roca for President, against 70 for Dr. Tejedor.

April 17. House passed Indian appropriation bill, striking out amendment transferring Indian affairs to the War Department.

April 17. Powder mill explosion near San Francisco killed 30 men.

April 18. Great tornado swept over the West, totally destroying the town of Marshfield, Mo., killing 100, and wounding 150 persons.

April 19. British army defeats the Afghans with great loss in a decisive battle.

April 20. The International Fishery Exhibition opened at Berlin. The U. S. representation pronounced the most complete.

April 20. British forces under General Stewart defeated the Afghans near Ghurzner, killing 1000.

April 21. The Senate indefinitely postponed the Geneva award bill, 32 to 28.

April 21. Roof and wall of Madison Square Garden, New York, fell during the hospital fair, killing four persons.

April 21. The Parliamentary election in Great Britain resulted in the defeat of the Beaconsfield ministry, who had appealed to the people. The new House of Commons returned contains 351 liberals, 239 tories or conservatives, and 60 home rulers. The ministry immediately resigned, and W. E. Gladstone was summoned by Queen Victoria to form a new cabinet.

April 21. Great conflagration in Hull, Canada, destroying 800 houses.

April 28. House passed resolutions requesting the President to secure indemnity for American fishermen outraged by Canadians, and to take steps for the abrogation of the fishery treaty of 1871.

April 29. New British Parliament opened and the Right Hon. H. B. W. Brand, liberal, re-elected Speaker of the House of Commons.

May 1. Italian Chamber was dissolved.

May 4. German Parliament passed bill to prolong until 1884 the laws against the Socialists, 191 to 94.

May 4. President vetoed the "Immediate Deficiency Bill" because of legislation not relevant to its subject-matter contained therein.

May 7. Independence of Albania proclaimed.

May 14. The town of Milton, Pa., destroyed by fire, and 3,000 people made homeless.

May 17. At Oberammergau, Germany, the decennial performance of the Passion play began.

May 20. The new British Parliament met.

May 24. Senate passed a Joint Rule to regulate counting Electoral Vote for President, but it failed of coming to a vote in the House.

June 2. National Republican Convention met at Chicago; adjourned June 8, nominating Gen. James A. Garfield, of Ohio, for President, and Gen. Chester A. Arthur, of New York, for Vice-President.

June 3. Conference of Berlin resumed its sessions on the vexed question of the Ottoman frontiers, and the reforms promised by Turkey.

June 6. Mt. Vesuvius railway officially opened.

June 7. Capture of Tacna and Arica, Peru, by the Chilean army.

June 9. Twenty persons killed by a tornado in Pottawattamie county, Iowa.

June 10. The ter-centenary of the Portuguese poet, Camoens, celebrated in Lisbon.

June 10. Civil commotion at Buenos Ayres, and threatened collision between Gov. Tejedor of that province and the authorities of the Argentine Republic. The Argentine Senate approved the decree declaring Buenos Ayres and three other provinces in a state of siege.

June 11. National Greenback Labor Convention at Chicago, nominated Gen. J. B. Weaver, of Iowa, for President, and E. J. Chambers, of Texas, for Vice-President.

June 11. Steamer Narragansett run into, fired and sunk in a fog, by steamer Stonington, Long Island Sound, and about 30 lives lost.

June 16. Congress adjourned its second session, after sitting 6 months and 15 days. 8,784 bills were introduced (including those of the short extra session March-June, 1879,) but only 329 became laws. The most important bills that failed were the 3½ per cent. funding bill, the Electoral Count Joint Rule, the appointment of a Tariff Commission, the bill prohibiting political assessments, abrogating the Clayton-Bulwer Treaty, restricting Chinese immigration, regulating Supervisors of Elections, restoring Fitz John Porter's army rank, and extending relief to Ireland. The bill ratifying the agreement with the Ute Indians passed both Houses, also \$130,000 for a monument and centennial celebration at Yorktown, Va., October 19, 1881.

June 21. Amnesty Bill passed French Chamber of Deputies, 334 to 140.

June 21. A collision between the armies of Buenos Ayres and the Argentine troops, and martial law proclaimed.

June 22. British Commons refused, 275 to 230, to permit Charles Bradlaugh either to affirm or to take the oath as a member.

June 23. Mr. Bradlaugh taken into custody for resisting authority of the House.

June 24. National Democratic Convention at Cincinnati nominated Gen. Winfield S. Hancock, of Pa., for President, and Wm. H. English, of Ind., for Vice-President.

June 25. British House of Lords rejected bill legalizing marriage with a deceased wife's sister.

June 28. Explosion of the excursion steamer Seawanhaka, with 300 passengers, in Long Island Sound; 30 persons burned or drowned.

June 29. Island of Tahiti formally annexed to France.



June 30. In pursuance of the decree of the French Parliament of March 29, the Jesuits were this day expelled from their establishments in France. Many convents, entered by the police, protested, appealing to the local tribunals—110 magistrates resigned rather than enforce the decree.

July. The Chilean Admiral gave formal notice to the diplomatic corps in Peru of his intention to bombard Lima, the capital. The inhabitants sent their women and children into the interior; the Peruvian government has conscripted all men between the ages of 16 and 60 for army service.

July 1. Gladstone's resolution permitting members of the House of Commons to affirm, carried, 303 to 249.

July 1. International Conference at Berlin agreed on new boundary of Greece and Turkey, and addressed note to the Porte awarding an addition of 390 square miles, and 400,000 inhabitants to the Grecian possessions.

July 7. Dr. Tanner successfully completed a fast of 40 days in New York.

July 11. French decree promulgated of amnesty to all condemned for taking part in the insurrections of 1870-71.

July 13. Unsuccessful attempt to shoot Gen. Gonzalez, President elect of Mexico.

July 15. 119 men killed by explosion in Riska, South Wales, colliery.

July 22. Great Britain formally recognized new Ameer of Afghanistan. General Burrows badly routed in Candahar, loss 1,000 men. England excited and sends out reinforcements.

July 26. British Commons passed bill providing compensation to Irish tenants for their improvements when ejected by their landlords, but the House of Lords rejected it by a vote of 282 to 51.

July. Election for Councils-General in France showed 902 Republicans, 372 Conservatives chosen, a Republican gain of 240.

July. The Porte offers to cede Dulcigno and offers to open negotiations with the ambassadors at Constantinople. Declined by the Powers.

July. Great preparations in China for military defence against Russia.

August 14. The last stone was placed on Cologne Cathedral; structure commenced in 1248.

August 29. Steamer City of Vera Cruz foundered in a cyclone off Florida, 68 lives lost.

Sept. 1. Gen. Roberts routed the army of Ayoub Khan near Candahar, Afghanistan.

Sept. 6. In Arkansas constitutional amendment, repudiating State debt, defeated at polls by about 3,000 majority.

Sept. 7. British Parliament prorogued to November 24.

Sept. 8. 164 lives lost in a colliery explosion near Durham, Eng.

Sept. 14. Offer of the United States to mediate between Peru, Bolivia, and Chili accepted.

Sept. 19. M. de Freycinet, French Premier, resigned, dissenting with his colleagues as to the religious decrees. New Cabinet formed with M. Jules Ferry at the head.

Sept. 23. At Tarrytown, N. Y., centennial celebration of the capture of Major André.

Sept. 25. Lord Montmorres shot in County Galway, Ireland, by an unknown tenant.

Oct. 1. Melbourne (Australia) International Exposition opened.

Oct. 3. A typhoon in Japan demolished 1,000 houses in Tokio, and hundreds of fishermen were drowned.

Oct. 7. The siege of Buenos Ayres was about to be raised without recourse to the extraordinary powers delegated to the Argentine government; the authorities at Buenos Ayres have been restored to power and civil discord appears to be at an end. The parliament of Buenos Ayres cedes that city for the capital of the general government.

Oct. 8. Lord Lieutenant of Ireland proclaimed county Galway in a state of disturbance.

Oct. 9. Collision in Pittsburgh between two railroad trains; 27 killed.

Oct. 11. Sultan of Turkey ordered the surrender of Dulcigno to the Montenegrins.

October 12. Election in Indiana resulted in a Republican victory, A. G. Porter being elected Governor by 6,953 plurality, and in Ohio the Republicans had about 20,000 plurality on the State ticket.

Oct. 14. Indian chief, Victoria, pursued by Mexican troops and killed, with 50 braves and 18 women and children.

Oct. 16. Steamer Alpena from Grand Haven, Mich., for Chicago, lost, with all on board (about 70.)

Oct. 16. Chili and the U. S. of Colombia agreed to submit to arbitration all controversies between the two republics; if the arbitrators should not agree, the matter to be referred to the President of the United States.

Oct. 19. Snow storms in many parts of England, also severe snows in Northern N. Y. and Canada.

Oct. 19. The Czar of Russia married the Princess Dolgorouki.

Nov. 2. Presidential election in all the States, resulting in the choice of James A. Garfield and Chester A. Arthur, the Republican candidates, by a plurality of a few hundred on the popular vote, and 59 in the Electoral vote. Each of the two great parties carried 19 States.

Nov. 2. Constitutional Amendment adopted in Kansas, forbidding all manufacture of intoxicating liquors, except for medicinal, mechanical or scientific use.

Nov. 2. Criminal information lodged in Dublin against Mr. Parnell, and other home rule agitators, for conspiracy.

Nov. 9. M. Ferry's ministry resign because of the French Chamber's vote adverse to the Education bill. Nov. 11. On a vote of confidence in the ministry, the ministers withdrew their resignations.

Nov. 10. Gen. Garfield, President elect, resigned his seat in the House of Representatives.

Nov. 10. A cyclone demolished the town of Keatchie, La., killing several persons.

Nov. 15. Insane Asylum at St. Peter, Minn., burned, 26 lives lost.

Nov. 27. The Turks evacuated Dulcigno, which was at once occupied by 4,000 Montenegrins.



**REPUBLICAN  
NATIONAL COMMITTEE.**

1880--1884.

MARSHALL JEWELL, *Chairman,*  
and *Treasurer, ex-officio,*  
Hartford, Conn.  
S. W. DORSEY, *Secretary,*  
Little Rock, Ark.  
G. W. HOOKER, *Assistant Sec'y,*  
Brattleboro', Vt.

**DEMOCRATIC  
NATIONAL COMMITTEE.**

1880--1884.

WM. H. BARNUM, *Chairman,*  
Lime Rock, Conn.  
F. O. PRINCE, *Secretary,*  
Boston, Mass.  
DUNCAN S. WALKER, *Asst. Sec'y,*  
Washington, D. C.  
CHARLES J. CANDA, *Treasurer,*  
52 William St., New York City.

Paul Strobach.....	Montgomery.....	Alabama.....	Levi M. Lawler.....	Talladega.
Stephen W. Dorsey.	Little Rock.....	Arkansas.....	John J. Sumpter....	Hot Springs.
Horace Davis.....	San Francisco....	California.....	James T. Farley....	Jackson.
John S. Routt.....	Denver.....	Colorado.....	T. M. Patterson.....	Denver.
Marshall Jewell.....	Hartford.....	Connecticut.....	William H. Barnum	Lime Rock.
Christian Febiger..	Wilmington.....	Delaware.....	Ignatius C. Grubb..	Wilmington.
William W. Hicks...	Jacksonville.....	Florida.....	Samuel Pasco.....	Monticello.
James B. Deveaux..	Washington, D.C	Georgia.....	George T. Barnes...	Augusta.
John A. Logan.....	Chicago.....	Illinois.....	William C. Goudy..	Chicago.
John C. New.....	Indianapolis.....	Indiana.....	Austin H. Brown...	Indianapolis.
John S. Runnells....	Des Moines.....	Iowa.....	M. M. Ham.....	Dubuque.
John A. Martin.....	Atchison.....	Kansas.....	Charles W. Blair...	Fort Scott.
William O. Bradley.	Lancaster.....	Kentucky.....	Henry D. McHenry	Hartford.
Henry C. Warmoth..	Lawrence.....	Louisiana.....	B. F. Jonas.....	New Orleans.
William P. Fryo.....	Lewiston.....	Maine.....	Edmund Wilson....	Thomaston.
James A. Gary.....	Baltimore.....	Maryland.....	OuterbridgeHorsey	Burkittsville.
John M. Forbes.....	Boston.....	Massachusetts..	Fred'k. O. Prince..	Boston.
James H. Stone.....	Detroit.....	Michigan.....	Edward Kanter.....	Detroit.
D. M. Sabin.....	Stillwater.....	Minnesota.....	P. H. Kelly.....	St. Paul.
George C. McKeo....	Jackson.....	Mississippi.....	W. T. Martin.....	Natchez.
Chauncey I. Filley..	St. Louis.....	Missouri.....	John G. Prather....	St. Louis.
James W. Dawes.....	Crete.....	Nebraska.....	J. Sterling Morton..	Nebraska City.
John W. Mackoy....	Virginia City.....	Nevada.....	R. P. Keating.....	Gold Hill.
William E. Chandler	Concord.....	New Hampshire	Alvah W. Sulloway.	Franklin.
George A. Halsey...	Newark.....	New Jersey.....	Orestes Cleveland..	Jersey City.
Thomas C. Platt.....	New York City...	New York.....	Abram S. Hewitt....	New York City.
W. P. Canady.....	Wilmington.....	North Carolina.	M. W. Ransom.....	Weldon.
William C. Cooper...	Mt. Vernon.....	Ohio.....	Wm. W. Armstrong	Cleveland.
D. C. Ireland.....	Astoria.....	Oregon.....	P. P. Prim.....	Jacksonville.
J. Donald Cameron.	Harrisburg.....	Pennsylvania..	William L. Scott....	Erie.
William A. Pierce...	Olneyville.....	Rhode Island..	Abner J. Barnaby..	Providence.
Samuel Lee.....	Sumter.....	South Carolina.	F. W. Dawson.....	Charleston.
William Rule.....	Knoxville.....	Tennessee.....	Thomas O'Conner...	Nashville.
Adam G. Malloy.....	Jefferson.....	Texas.....	F. S. Stockdale....	Cuero.
Georgo W. Hooker..	Brattleboro.....	Vermont.....	Bradley B. Smalley	Burlington.
Samuel M. Yost.....	Staunton.....	Virginia.....	Robert A. Coghill..	New Glasgow.
John W. Mason.....	Grafton.....	West Virginia..	Alex'r. Campbell...	Bethany.
Elihu Enos.....	Waukesha.....	Wisconsin.....	William F. Vilas....	Madison.
R. C. McCormick....	New York City..	Arizona.....		
George L. Sharp....	Salmon City.....	Idaho.....		
Alex. H. Beattle....	Helena.....	Montana.....		
Stephen B. Elkins..	38 E. 58th St. N.Y.	New Mexico.....		
C. W. Bennett.....	Salt Lake City..	Utah.....		
Thomas T. Miner...	Port Townsend..	Washington.....		
Joseph M. Carey....	Cheyenne.....	Wyoming.....		

**Executive Committee of the National Republican Committee.**

Horace Davis,	William E. Chandler,
James B. Devoaux,	George A. Halsoy,
John A. Logan,	Thomas C. Platt,
John C. New,	William P. Canady,
John S. Runnolls,	William C. Cooper,
John A. Martin,	J. Donald Cameron,
Henry C. Warmoth,	John W. Mason,
John M. Forbes,	Elihu Enos,
Chauncey I. Filley,	R. C. McCormick,
Stephen B. Elkins.	

**Executive Committee of the National Democratic Committee.**

William H. Barnum,	Alvah W. Sulloway,
William C. Goudy,	M. W. Ransom,
B. F. Jonas,	Thomas O'Conner,
P. H. Kelly,	George T. Barnes,
Abram S. Hewitt,	M. M. Ham,
Wm. L. Scott,	Outerbridge Horsey,
Fred. O. Prince,	Orestes Cleveland,
Austin H. Brown,	Wm. W. Armstrong,
Henry D. McHenry,	Bradley B. Smalley.

# INDEX.

---

<p>Admission of States to Union.....107</p> <p>Agriculture, American, Statistics of, 1870-1879.....28-31</p> <p style="padding-left: 20px;">Department of, 1881.....154</p> <p style="padding-left: 20px;">Value of Farm Productions and Wages, 1870.....31</p> <p style="padding-left: 20px;">Value of Crops Exported, 1850-1880.. 26</p> <p style="padding-left: 20px;">Value of Crops, 1870-1879.....28-29</p> <p style="padding-left: 20px;">Europe, Crops of.....32</p> <p>Alabama, Statistics of.....176</p> <p style="padding-left: 20px;">Population of, 1870-1880.....279</p> <p style="padding-left: 20px;">Vote at Elections, 1876-1880.....197-8</p> <p>Almanac, Perpetual.....4</p> <p>Apportionment of Representatives in Congress, 1790-1861.....132</p> <p>Area and Admission of States.....107</p> <p style="padding-left: 20px;">Of Principal Nations.....108</p> <p>Argentine Republic.....112</p> <p>Arizona, Elections of, 1878-1880.....199</p> <p style="padding-left: 20px;">Population of, 1870-1880.....295</p> <p style="padding-left: 20px;">Statistics of.....194</p> <p>Arkansas, Statistics of.....176</p> <p style="padding-left: 20px;">Population of, 1870-1880.....279</p> <p style="padding-left: 20px;">Vote of, Elections 1876-1880.....199-200</p> <p>Armies of the World.....174</p> <p>Army of the United States.....169</p> <p style="padding-left: 20px;">Expenditure on, 1789-1880.....66-68</p> <p style="padding-left: 20px;">Generals of, 1789-1881.....171</p> <p style="padding-left: 20px;">Pay Table of.....170</p> <p style="padding-left: 20px;">Strength of, 1789-1879.....171</p> <p>Assignats in France.....111</p> <p>Attorneys-General, 1789-1881.....128</p> <p>Austria-Hungary, Statistics of.....112</p> <p style="padding-left: 20px;">Paper and Specie in.....92</p> <p>Balance of Trade, 1856-1880.....126</p> <p>Bank of England, Rate of Discount, 1794- 1880.....354</p> <p>Bankruptcies in U. S. 1867-1880.....48</p> <p>Banks, National, Circulation, 1879.....91</p> <p style="padding-left: 20px;">Condition of, 1873-1880.....91</p> <p style="padding-left: 20px;">Profits and Dividends, 1870-1880.....125</p> <p style="padding-left: 20px;">Specie in, 1873-1880.....91</p> <p style="padding-left: 20px;">other than National, 1876-1880.....91</p> <p style="padding-left: 20px;">Savings, in U. S., 1877-1879.....90-91</p> <p style="padding-left: 20px;">Number of Depositors.....90</p> <p style="padding-left: 20px;">Taxes on, 1863-1880.....70</p> <p>Barley, Crops of, in the United States.....29</p> <p>Beef, Price in New York, 1825-1878.....100</p> <p>Belgium, Statistics of.....113</p> <p style="padding-left: 20px;">Paper Circulation and Specie.....92</p> <p>Boards of Trade in the United States.....340</p> <p>Bolivia, Statistics of.....113</p> <p>Bonds of the United States, Issues of.... 62</p> <p style="padding-left: 20px;">Prices of, 1860-1880.....97</p> <p>Bounties Paid by States, 1861-65.....22</p> <p>Brazil, Statistics of.....113</p> <p style="padding-left: 20px;">Paper Circulation and Specie.....92</p> <p>Breadstuffs.....28-32</p> <p>Buckwheat, Crops of, in the U. S.....29</p> <p>Budgets of Nations.....110</p> <p>Butter, Price in New York, 1825-1879.....100</p> <p>Cabinet Officers, 1789-1881.....126</p> <p>Calendar, Perpetual.....4</p> <p style="padding-left: 20px;">Explanation of.....5</p>	<p>California, Statistics of.....177</p> <p style="padding-left: 20px;">Population of, 1870-1880.....280</p> <p style="padding-left: 20px;">Vote of, Elections 1876-1880.....201-202</p> <p>Canada, Statistics of.....114</p> <p style="padding-left: 20px;">Paper Circulation and Specie.....92</p> <p>Canals in the United States.....323</p> <p style="padding-left: 20px;">Land Grants for, in the United States 325</p> <p>Capitals of Nations.....108</p> <p style="padding-left: 20px;">of States.....104</p> <p>Cash in United States Treasury, 1860-1880 62</p> <p>Census of the United States, 1790-1880...300</p> <p style="padding-left: 20px;">white and colored, 1880.....278</p> <p style="padding-left: 20px;">of States in 1870 and 1880.....279-296</p> <p style="padding-left: 20px;">of Cities in United States.....48, 297</p> <p style="padding-left: 20px;">of Principal Nations.....108</p> <p>Census Office.....132</p> <p>Cheese, Price of, in N. Y., 1825-79.....100</p> <p>Chili, Statistics of.....115</p> <p>China, Statistics of.....115</p> <p>Chinese Immigration, 1855-80.....27</p> <p style="padding-left: 20px;">Population in the U. S., 1870-80.....278</p> <p>Churches in the U. S., 1870.....43</p> <p>Cities of U. S., Population of, 1790-1880...48, 297</p> <p style="padding-left: 20px;">Vital Statistics of the U. S.....52</p> <p style="padding-left: 20px;">Distances, Time and R. R. Fares.....25</p> <p style="padding-left: 20px;">Receipts of Produce at.....322</p> <p>Civil Service of the U. S., Officers in.....132</p> <p>Clerks of U. S. Courts.....161</p> <p>Climates of the U. S.....50</p> <p style="padding-left: 20px;">Temperature of the four seasons....302</p> <p>Coal, Area and Product, 1870-1879.....35</p> <p style="padding-left: 20px;">Price of, in New York, 1825-1879.....100</p> <p style="padding-left: 20px;">World's Product of.....40</p> <p>Coffee, Price of, in N. Y., 1825-1879.....100</p> <p>Coin (<i>see</i> Gold and Silver.)</p> <p>Coinage of the U. S., 1880.....95</p> <p style="padding-left: 20px;">Total, of the U. S., 1793-1880.....37-8</p> <p>Coins, Value of Foreign.....329</p> <p>Collectors of Customs.....156-157</p> <p>Collectors of Internal Revenue.....155</p> <p>Colleges in the U. S., 1879.....47</p> <p>Colombia, U. S. of, Statistics.....115</p> <p>Colorado, Statistics of.....177</p> <p style="padding-left: 20px;">Population of, 1870-1880.....280</p> <p style="padding-left: 20px;">Vote of, Elections, 1876-1880.....203</p> <p>Commerce, (<i>See</i> Trade).....26, 48, 74, 110</p> <p>Committees, National, Democratic and Republican, 1880-84.....371</p> <p>Confederate Currency, amount issued...111</p> <p>Congress, Sessions of, 1789-1881.....131</p> <p style="padding-left: 20px;">Apportionments, 1789-1881.....132</p> <p style="padding-left: 20px;">Committees of.....145-150</p> <p style="padding-left: 20px;">Members of Forty-sixth.....133-140</p> <p style="padding-left: 20px;">Do. of Forty-seventh, 1881-83...141-143</p> <p>Connecticut, Statistics of.....178</p> <p style="padding-left: 20px;">Population of, 1870-1880.....280</p> <p style="padding-left: 20px;">Vote of, Elections, 1876-1880.....203-204</p> <p>Consols, Price of British, 1789-1880.....336</p> <p>Consuls of the United States.....164-168</p> <p>Continental Money, amount issued.....111</p> <p>Copyright Laws of the United States.... 56</p> <p>Corn Crop in the United States.....28-30</p> <p style="padding-left: 20px;">Price of, in New York, 1825-1879.....100</p> <p>Costa Rica, Statistics of.....116</p> <p>Cost of Civil War.....330-332</p>
---	---



- Cotton, Acreage in 1879**..... 29  
   Crop of, Fifty Years, 1829-1880..... 34  
   Manufactures in the U. States.....34, 124  
   Price of, in New York, 1825-1879.....100  
**Court, Supreme, of the U. S.**.....129-158  
   of Claims, Judges, 1881.....159  
**Courts, Circuit, of the U. S., Judges**.....158  
   District of the United States.....160-161  
**Crime and Pauperism**..... 89  
**Cuba, Statistics of**.....116  
**Currency**.....90-92  
**Customs, Revenue from, 1790-1880**.....64-66  
   Collectors and Surveyors of.....157  
   Revenue, 1821-1880, and rate of duty.....308  
**Dakota, Statistics of**.....194  
   Population of, 1870-1880.....295  
   Vote of, Elections 1878-80.....204  
**Death-rate of Cities in the U. S.**..... 52  
**Deaths of Notable Persons in 1880**.....123-4  
**Debt of the United States, 1791-1880**..... 59  
   Bonds Issued, 1860-1880..... 62  
   Increase and Reduction, 1860-1880... 62  
   Reduction of, and interest.....626  
**Debts of Principal Nations**.....110  
   National, *per capita*.....111  
   Of States in 1880.....106  
   Of Cities and Towns, 1880.....297-299  
**Defalcations, Losses of the U. S. Govern-  
 ment by, 1789-1880**..... 21  
**Delaware, Statistics of**.....178  
   Population of, 1870-1880.....280  
   Vote of, Elections 1876-1880.....204  
**Democratic National Committee**.....371  
**Denmark, Statistics of**.....116  
**Department Officers**.....151-154  
**Diplomatic Corps in Washington**.....162  
   Service of the United States.....163  
**Discoveries, Notable**.....18-20  
**Distances from New York of principal  
 cities**..... 25  
**District Courts of the United States**.....160-1  
**District of Columbia Supreme Court, 1881**.....159  
   Commissioners of, 1881.....157  
   Population of, 1870-1880.....295  
**Duties, Revenue from, 1780-1880**..... 64  
   Per cent. of, 1821-1880.....308  
   On leading articles, 1880.....309  
**Ecuador, Statistics of**.....116  
**Education in the United States, 1879**..... 45  
   Bureau of.....152  
   Colleges and Universities..... 47  
   Expenditure for Schools..... 46  
   Land Grants for, in United States.....324  
   Statistics of Illiteracy.....44, 50  
   Theological Seminaries in U. S..... 46  
**Egypt, Statistics of**.....117  
**Elections, Presidential**.....274-277, 341-367  
   State, of 1876, 1878, 1879, 1880.....197-273  
   Next in each State.....105  
**Electoral Votes, by States, 1789-1880**.....367  
   In Presidential Election of 1880.....274  
**Emigration (see Immigration)**..... 27  
**England, Statistics of**.....118  
**Europe, Nations of**.....108, 110, 112  
**Events, Notable, of 1880**.....368-370  
   and Discoveries, Notable.....18-20  
**Executive Officers of U. S., 1881**.....151-156  
   Succession of, 1789-1881.....126-128  
   Number of, in 1859 and 1875.....182  
   in States.....176-196  
**Expectation of Life**..... 51  
**Expenditures of principal Nations**.....110  
   *per capita*.....111  
   of the United States, 1789-1880.....66-69  
**Exports and Imports of U. S., 1789-1879**.....74-77  
   Complete by Articles, 1879-80.....83-87  
   of principal articles, 1821-1880...320-321  
   of principal Nations.....110  
**Failures in the United States, 1857-80**..... 48  
**Fares, Railway**..... 25  
**Farms, Value of Productions**..... 31  
**Finances of Nations**.....110  
   (see Debts, Expenditures, Receipts,  
   Taxation.)  
**Florida, Statistics of**.....179  
   Population of, 1870-1880.....281  
   Vote of, Elections 1876-80.....205-6  
**Flour, Prices in New York, 1825-1879**.....100  
**Foreign Countries**.....112-123  
   Ministers Resident in United States.....162  
   Vessels carrying American goods.....315  
**France, Statistics of**.....117  
   Paper Circulation and Specie in..... 92  
**Fruit, Production of the United States,  
 1870**..... 31  
**Georgia, Statistics of**.....179  
   Population of, 1870-1880.....281  
   Votes of, Elections 1876-80.....206-209  
**Germany, Statistics of**.....118  
   Paper Circulation and Specie..... 92  
**Gold, Price, by Months, 1862-1878**.....96, 335  
**Gold and Silver, Coinage of the United  
 States, 1880**..... 95  
   Coinage, 1793-1880.....327-328  
   Exports and Imports, 1821-80.....74-77  
   in Banks of the U. States, 1873-80..... 91  
   in the United States, 1880..... 93  
   in Various Nations..... 92  
   Production of U. States, 1845-1879..... 95  
   Production of the World.....94-95, 125  
   Where they come from..... 93  
**Governments of Nations**.....109, 112-123  
**Governors of States and Territories, 1881**.....104  
**Grain, Production of the United States, 28-30**  
**Great Britain, Statistics of**.....118  
   Internal Revenue Receipts.....337  
   Number of Voters in..... 48  
   Paper Circulation and Specie..... 92  
   Parliaments, Succession of.....317  
   Tariff of.....333  
**Greece, Statistics of**.....119  
**Greenback Party (see Elections)**  
**Greenbacks, Circulation of, 1880**..... 90  
**Guatemala, Statistics of**.....119  
**Guiana, Statistics of**.....119  
**Haïti, Statistics of**.....120  
**Hay Crop and Value of, 1879**.....29-30  
**Heads of Principal Nations**.....109  
**Hogs (see Pork)**.....102, 322  
**Homestead Settlement**..... 54  
**Honduras, Statistics of**.....120  
**House of Representatives, 1881**.....135-140  
   Committees of, 1881.....147  
   Members of 47th Congress, 1881-83...142  
**Idaho, Statistics of**.....195  
   Population of, 1870-1880... 295  
   Vote at Elections of 1878-80.....209  
**Illinois, Statistics of**.....180  
   Population of, 1870-1880.....282  
   Vote of, Elections 1876-1880.....210-213  
**Illiteracy in Various Countries**..... 50  
   in the United States in 1870..... 44  
**Immigration into the U. S., 1820-79**..... 27  
   Chinese, 1855-1880..... 27  
**Imports of Principal Nations**.....110  
   of the United States, 1789-1880.....74-77  
   Complete, by Articles, 1879-80.....78-82  
   Principal in 1880, with quantity,  
   value and rate of duty.....309-314  
   Principal Articles, 1821-1880.....318-319  
**Indiana, Statistics of**.....180  
   Population of, 1870-1880.....282  
   Vote of, Elections 1876-1880.....214-16  
**Indians, Population in 1870-1880**.....278  
   Expenditure for, 1789-1880.....66-68



Interest Laws in the United States, 1880.. 88	Minnesota, Statistics of.....185
Paid by the U. States, 1789-1880.....67-69	Population of, 1870-1880.....286
On National Debt, 1860-1880..... 62	Vote of, Elections 1876-1880.....233-4
Amount of, on Nat'l Debt, <i>per capita</i> .. 62	Mint Officers in 1881.....157
Table for Investors.....338-339	Coinage of the U. S., 1789-1880...327-327
Interior, Secretaries of the, 1851-80.....128	Mississippi, Statistics of.....185
Officers of Departments, 1881.....151	Population of, 1870-1880.....287
Internal Revenue Receipts, 1792-1880..64-66	Vote of, Elections 1876-1880.....235
by States, 1874-1880..... 71	Missouri, Statistics of.....186
by Articles, 1863-1880..... 70	Population of, 1870-1880.....287
Collectors of, 1881.....155	Vote of, Elections 1876-1880.....237-240
Cost of Collecting in 1880..... 70	Molasses, Consumption, 1860-1879..... 33
Revenue Taxes in Force.....72-73	Prices of, in N. Y., 1825-1879.....101
In Great Britain.....337	Money ( <i>see</i> Gold, Silver, Paper Money.)
Investors, Table for.....338-339	Montana, Statistics of.....195
Iowa, Statistics of.....180-181	Population of, 1870-1880.....296
Population of, 1870-1880.....283	Vote of, Elections 1878-1880.....240
Vote of, Elections 1876-1880.....217-219	Mortality in American Cities..... 52
Iron, Price of, in New York, 1825-1879....101	Nations of Europe..... 51
Production, Pig, 1872-79..... 35	National Banks ( <i>see</i> Banks).....91, 125
World's Production of..... 40	Debt.....59, 62, 110, 326
Italy, Statistics of.....120	National Committees, Democratic and
Paper Circulation and Specie..... 92	Republican, 1880-1884.....371
Japan, Statistics of.....120	Naval Academy of the United States.....173
Paper Circulation and Specie..... 92	Naval Officers of the United States.....157
Judges of the Supreme Court.....129, 158	Navies of the World.....174
of the U. S. Circuit Courts.....158-159	Navigation ( <i>see</i> Shipping)..... 63
United States District Courts.....160	Navy of the United States.....173
Court of Claims.....159	Expenditure on, 1794-1880.....66-68
District of Columbia.....159	Officers of.....172
Judicial Officers in States.....176-196	Pay Table of.....175
Judiciary of the United States...129, 158-160	Secretaries of the, 1789-1881.....127
Justice, Department of, 1881.....154	Department Officers, 1881.....154
Kansas, Statistics of.....181	Nebraska, Statistics of.....186
Population of, 1870-1880.....283	Population of, 1870-1880.....288
Vote of, Elections 1876-1880.....219-221	Vote of, Elections 1876-1880.....241
Kentucky, Statistics of.....181-2	Necrology of 1880.....123-124
Population of, 1870-1880.....284	Negroes in the United States, 1880.....278
Vote of, Elections 1876-1880.....222-224	Netherlands, Statistics of.....121
Lands, Public, of the United States...52-54	Nevada, Statistics of.....186
Grants for Canals in the U. States...325	Population of, 1870-1880.....288
Grants for Education in the U. S....324	Vote of, Elections 1876-1880.....242
Offices in the United States..... 53	New Hampshire, Statistics of.....187
Receipts from, 1796-1880.....64-66	Population of, 1870-1880.....288
Leather, Prices in N. Y., 1825-79.....101	Vote of, Elections 1876-1880.....242
Legations, Foreign, in the U. S.....162	New Jersey, Statistics of.....187
Legislatures, State, Meetings of.....105	Population of, 1870-1880.....289
Political Complexion ( <i>see</i> Elections.)	Vote of, Elections 1876-1880.....243-4
Life, Expectation of..... 51	New Mexico, Statistics of.....195
Liquors, Revenue from, 1863-80..... 70	Population of, 1870-1880.....296
Tax on, Internal Revenue..... 72	Vote of, Elections 1878-1880.....244
Longevity, Table of..... 51	Newspapers in the U. S., 1850-1880..... 42
Louisiana, Statistics of.....182	New York, Statistics of.....183
Population of, 1870-1880.....285	Population of, 1870-1880.....289
Vote of, Elections, 1876-1880.....225-6	Vote of, Elections 1876-1880.....245-248
Maine, Statistics of.....182-3	Nicaragua, Statistics of.....121
Population of, 1870-1880.....285	North Carolina, Statistics of.....188
Vote of, Elections 1876-1880.....227	Population of, 1870-1880.....289
Manufactures in the United States, Divi-	Vote of, Elections 1876-1880.....249-251
dends of, 1870-79..... 24	Norway, Statistics of.....122
Cotton, Statistics of, 1880.....124	Notable Deaths of 1880.....124-125
Marshals, United States.....161	Notable Events of 1880.....368-370
Maryland, Statistics of.....183	Notable Events and Discoveries.....18-20
Population of, 1870-1880.....285	Oats, Crop of, in the U. S., 1870-79.....29-30
Vote of, Elections 1876-1880.....228	Prices of, in N. Y., 1825-1879.....101
Massachusetts, Statistics of.....180-181	Obituary of 1880.....124-125
Population of, 1870-1880.....285	Officers, Number of, in the U. S.....132, 340
Vote of, Elections 1876-1880.....229-230	( <i>See</i> Executive, <i>also</i> Army, Navy, and
Metric System.....307	Judicial.)
Mexico, Statistics of.....120	State ( <i>see</i> under each State)...176-196
Paper Circulation and Specie..... 92	Ohio, Statistics of.....189
Michigan, Statistics of.....184	Population of, 1870-1880.....290
Population of, 1870-1880.....286	Vote of, Elections 1876-1880.....251-254
Vote of, Elections 1876-1880.....231-238	Oregon, Statistics of.....189
Military Academy, United States.....171	Population of, 1870-1880.....290
Ministers of the United States Abroad...163	Vote of, Elections 1876-1880.....254
Of Foreign Powers in the U. S.....162	



- Paper Money, Amount of, 1860-80...90, 92, 61  
 Cont'l, Confederate, French.....111  
 In the U. S. by Denominations..... 90  
 In Twenty-four Countries, 1878..... 92
- Paraguay, Statistics of.....121
- Parliaments, Succession of British.....317
- Patent Office Business, 1836-1879.....55-56  
 Patent Fees..... 55  
 Office, Officers of, 1881.....152
- Patents Issued, by States, 1879..... 56
- Pauperism in the United States..... 89
- Pay of the Army (*see* Salaries).....166
- Pennsylvania, Statistics of.....190  
 Population of, 1870-1880.....291  
 Vote of, Elections 1876-80.....255-258
- Pensions in the United States;  
 Agents, 1880..... 57  
 Arrears of..... 57  
 Amount paid in 1880..... 57  
 Paid from 1789-1880.....67-69  
 Officers, 1880.....147
- Periodicals in the U. S., 1850-1880..... 42
- Peru, Statistics of.....121
- Population of Cities in the U. S.....48, 297  
 of the United States, 1790-1880.....300  
 of the U. S., by Races 1870-1880.....278  
 by States and Counties, 1870-1880.....279  
 Principal Nations.....108
- Pork, Prices of, in N. Y., 1825-1879.....102  
 Packing in United States.....322
- Portugal, Statistics of.....121
- Postmasters-General, 1789-1881.....128
- Post-Office Business, by States, in 1880...59-60  
 Department, Officers of, 1881.....153  
 Rates of Postage, Domestic.....378  
 Rates of Foreign Postage.....377  
 Statistics, 1790-1880..... 58
- Potatoes, Crop of U. S., 1870-1879.....29-30
- President, Popular and Electoral Vote  
 for, 1789-1880 .....274-277  
 Popular vote for, and increase.....341  
 Presidential Election Tables in de-  
 tail.....342-366
- Presidents of the U. S., 1789-1881.....126
- Press of the United States, 1850-80..... 42
- Prices of Commodities, 1825-1879.....100  
 of British Consols, 1789-1880... 336  
 of Gold in New York, 1862-1878.. 96, 335  
 of Provisions in Europe and the  
 U. S. in 1878.....103  
 of Stocks in N. Y., 1860-1880.....98-99  
 of U. S. Bonds, 1860-1880..... 97
- Produce, Receipts at leading cities, 1879..322
- Property (*see* Valuation).....106
- Provisions, Prices in N. Y., 1825-79.....100
- Public Debt (*see* Debt).....59, 62, 326
- Public Lands (*see* Lands)..... 53
- Railroads of the United States..... 36  
 Miles Built, 1831-1879..... 38  
 Statistics of, 1871-1879..... 38  
 of the World in 1879..... 39  
 Time, Distances and Fares by..... 25
- Rainfall in the United States.....306
- Receipts of the U. S., 1789-1880.....64-67
- Religion, Statistics of..... 43
- Representatives, Apportionment of.....132  
 in 46th Congress.....135-140  
 in 47th Congress, 1881-83.....142-144
- Republican National Committee.....371
- Revenue of Principal Nations.....110  
 of United States, 1789-1879.....64-66  
 Losses of the United States, 1789-1879 21
- Rhode Island, Statistics of.....190  
 Population of 1870-1880.....291  
 Vote of, Election 1876-1880..... 259
- Russia, Statistics of.....122  
 Paper Circulation and Specie..... 92
- Rye, Crops of, in U. S., 1870-79..... 29
- Salaries of Army Officers.....170  
 of Congress.....133-135  
 of Consuls.....164  
 Executive Officers of the U. S.....151  
 Foreign Ministers.....163  
 Governors of States.....104  
 Judicial Officers of the U. S.....158-160  
 Navy Officers.....175  
 State Legislatures.....105  
 State Officers (*see* each State).....176-196
- Salt, Prices of, in N. Y., 1825-1879.....102
- Salvador, Statistics of.....122
- Santo Domingo, Statistics of.....122
- Savings Banks.....90-91
- School Statistics (*see* Education)..... 45
- Secretaries of Departments, 1789-1881...126
- Senate of 46th Congress, 1879-1881.....133  
 of 47th Congress, 1881-1883.....141  
 Committees of, 1881.....141  
 Officers of, 1880.....134
- Shipping of the U. S., 1880, by States..... 63  
 Foreign carrying trade.....315  
 Tonnage of the U. States, 1789-1880..316  
 Vessels built in U. S., 1879..... 63
- Silk, Statistics of, 1880.....110
- Silver Dollar, Brief history of.....125
- Silver Money in Various Nations.....92  
 Production of,.....93, 94, 95, 125
- Smithsonian Institution.....157
- Societies and Institutions..... 49
- Soldiers in Various Wars.....22-23
- South Carolina, Statistics of.....191  
 Population of 1870-1880.....291  
 Vote of, Elections 1876-1880.....259
- Sovereigns of Nations, 1880.....109
- Spain, Statistics of.....122  
 Paper Circulation and Specie..... 92
- Speakers of the House, 1789-1881.....130
- Specie (*see* Gold and Silver).....92-93  
 in National Banks, 1873-1880..... 91
- Spirits (*see* Liquors).....70, 72
- State Department, Officers of.....151  
 Secretaries of, 1789-1881.....126
- States, Area and Admission of.....107  
 Capitals of, and Governors.....104  
 Debts, taxes and valuations.....106  
 Official Statistics of.....176-196
- Statistics, Official, of States.....176-196  
 of Foreign Countries.....112-123
- Steamboats (*see* Shipping)..... 63
- Stocks, Prices of, in N. Y., 1860-1880...98-99
- Sugar, Consumption in the U. S..... 33  
 Crop of Louisiana, 1823-1879..... 33  
 Prices of in N. Y., 1825-1879.....102  
 Production of the World..... 33
- Supreme Court of the United States.....158  
 Succession of Justices of.....129
- Sweden, Statistics of.....122  
 Paper Circulation and Specie..... 92
- Switzerland, Statistics of.....122  
 Paper Circulation and Specie..... 92
- Tariff, Revenue from, 1789-1880.....64-66  
 Rates on Leading Articles.....309-314  
 Per cent. of, 1821-1880.....308  
 of Great Britain.....333
- Taxes, Per cent. in States, 1880.....106  
 Amount raised by State, 1880.....106  
 Direct in United States, 1800-1880..64-66  
 Internal Revenue, in force..... 72  
 on Banks, 1863-1880..... 70  
 Revenue from Stamps, 1863-1880..... 70
- Taxes in Great Britain.....333-337
- Telegraphs of the United States..... 41  
 of the World..... 40
- Telephones..... 41

Temperature, Average, in the U. S.....	50	Valuation of Property in the U. S.....	136
Same by States and seasons.....	302	Venezuela, Statistics of.....	123
Tennessee, Statistics of.....	191	Vermont, Statistics of.....	192
Population of, 1870-1880.....	292	Population of, 1870-1880.....	293
Vote of, Elections 1876-80.....	263-263	Vote of, Elections 1876-1880.....	266
Territories, Official Statistics of.....	194-196	Vessels ( <i>see</i> Shipping).....	62
Area and Organization of.....	108	Vice-Presidents, from 1789-1881.....	126
Capitals and Governors.....	104	Virginia, Statistics of.....	193
Texas, Statistics of.....	192	Population of, 1870-1880.....	294
Population of, 1870-1880.....	292	Vote of, Elections 1876-1880.....	267-269
Vote of, Elections 1876-80.....	263-266	Vital Statistics, Cities of the U. S.....	52
Theological Seminaries in the U. S.....	46	Expectation of Life.....	51
Title Table for 50 places in the U. S.....	5	Nations of Europe.....	51
Tobacco, prices of, in New York, 1825- 1879.....	102	Of foreign cities.....	2
Raised in the United States, 1879.....	29-30	Volunteers ( <i>see</i> Troops).....	22-23
Revenue from, 1863-1880.....	70	Voters, Number in Great Britain.....	48
Taxes on, in the United States.....	73	Voyages, quick, across Ocean.....	39
Tonnage ( <i>see</i> Shipping).....	63, 315-317	Wages Paid in Manufactures.....	103
Trade of Principal Nations.....	110	on Farms, 1870.....	31
Boards of Trade in United States.....	340	War, Secretaries of, 1789-1881.....	127
Foreign, of the United States.....	315	Officers of the War Dept., 1881.....	153
Number Employed in.....	48	War, Civil, 1861-65, Losses by Death in... Cost of, from 1861 to 1879.....	23 330-332
Number of Failures in, 1857-80.....	48	Troops Furnished by States, 1861-65, 22 Mexican, Troops by States & losses, 23 With Great Britain, 1812-15, Troops and Losses.....	23 23 23
Receipts of Produce at leading cities.....	322	Washington Territory, Statistics of.....	196
Travel, Distances, Fares and Time Tables from New York.....	25	Population of, 1870-1880.....	296
Treasury, Condition of, 1860-80.....	62	Vote of, Elections 1878-1880.....	269
Cash in, 1860-1880.....	62	Wealth, National.....	106
Secretaries of, 1789-1881.....	127	West Point Military Academy.....	171
Officers of, 1881.....	151	West Virginia, Statistics of.....	193
Troops in Union Army, 1861-65.....	22	Population of, 1870-1880.....	294
in Revolution.....	23	Vote of, Elections 1876-1880.....	269-70
in War of 1812-15.....	23	Wheat, Prices of, in N. Y., 1825-1879.....	102
in Mexican War.....	23	Production in the U. S.,.....	28, 30
Turkey, Statistics of.....	123	Production in Europe.....	32
United States, Census, 1790-1880.....	278-301	Whiskey, Prices of, 1825-1879.....	102
Expenditures, 1789-1880.....	66-69	( <i>see</i> Liquors).....	70, 72
Executive Officers.....	151-157	Wisconsin, Statistics of.....	194
Imports and Exports, 1789-1880.....	74-77	Population of, 1870-1880.....	295
Paper Circulation and Specie.....	92	Vote of, Elections 1876-1880.....	271-72
Receipts, 1789-1880.....	64-66	Wool, Price of, in N. Y., 1825-1879.....	102
Valuation of, by State Taxation.....	106	Wyoming, Statistics of.....	196
Universities and Colleges in U. S.....	47	Population of, 1870-1880.....	296
Uruguay, Statistics of.....	123	Vote of, Elections 1878-80.....	273
Usury, Penalties for, in the U. S.....	88		
Utah, Statistics of.....	196		
Population of, 1870-1880.....	296		
Vote of, Elections 1878-1880.....	273		



# RATES OF FOREIGN POSTAGE.

From the United States Official Postal Guide, October, 1880.]

The standard single rate is ½ ounce avoirdupois.

\* Prepayment optional in case of country marked with a star, embraced in the Postal Union Treaty of 1878. When not prepaid, double rates are collected.

DESTINATION.	Let- ters.	News- papers	DESTINATION.	Let- ters.	News- papers
	Cts.	Cts.		Cts.	Cts.
Africa, British Possessions on West Coast.....	*5	2	Java.....	*5	2
Africa, French, Portuguese, & Spanish Possessions....	*5	2	Liberia.....	*5	2
Amoy.....	*5	2	Luxemburg.....	*5	2
Argentine Republic.....	*5	2	Macao.....	*5	2
Australia, except New South Wales, Victoria, & Queensland.....	5	2	Madagascar.....	23	6
Austria.....	*5	2	Madeira.....	*5	2
Azores.....	*5	2	Malta.....	*5	2
Balearic Isles.....	*5	2	Manila.....	*5	2
Belgium.....	*5	2	Martinique.....	*5	2
Bermuda.....	*5	2	Mauritius.....	*5	2
Bolivia, British Mail.....	17	4	Mexico.....	*5	2
Borneo.....	*5	2	Moldavia.....	*5	2
Brazil.....	*5	2	Monaco.....	*5	2
British Columbia.....	3	1	Montenegro.....	*5	2
Buenos Ayres.....	*5	2	Morocco.....	*5	2
Bulgaria.....	*5	2	Morocco, except Spanish West Coast.....	15	4
Burmah, British Mail.....	*5	2	Nassau, N. P.....	3	2
Canada.....	3	1	Natal.....	*5	2
Canary Islands.....	*5	2	Netherlands.....	15	2
Canton.....	*5	2	New Brunswick.....	3	1
Cape of Good Hope.....	15	4	New Foundland.....	*5	2
Carthage.....	13	4	New Grenada, direct Mail..	5	2
Ceylon.....	*5	2	New South Wales, dir. Mail.	12	2
Chili, British Mail.....	17	4	New Zealand, direct Mail..	12	2
China, <i>via</i> San Francisco....	5	2	Nicaragua, direct.....	5	2
Chin China.....	*5	2	Norway.....	*5	2
Colombia, U. S. of.....	*5	2	Nova Scotia.....	3	1
Costa Rica, Western Ports..	5	2	Panama, direct Mail.....	5	2
Cuba.....	*5	2	Paraguay.....	17	4
Curaçoa.....	*5	2	Persia.....	*5	2
Cyprus.....	*5	2	Peru.....	*5	2
Denmark.....	*5	2	Philippine Islands.....	*5	2
Ecuador.....	20	2	Poland.....	*5	2
Egypt.....	*5	2	Porto Rico.....	*5	2
England.....	*5	2	Portugal.....	*5	2
Faroe Islands.....	*5	2	Prince Edward Island.....	3	1
Fiji Islands, direct, <i>via</i> San Francisco.....	5	2	Queensland.....	12	2
Finland.....	*5	2	Roumania.....	*5	2
France.....	*5	2	Russia.....	*5	2
French Colonies.....	*5	2	St. Croix.....	*5	2
Gambia.....	*5	2	St. Domingo.....	13	6
Germany.....	*5	2	St. Helena, British Mail....	15	4
Gibraltar.....	*5	2	St. Thomas.....	*5	2
Gold Coast.....	*5	2	Salvador.....	*5	2
Great Britain.....	*5	2	Sandwich Islands.....	6	1
Greece.....	*5	2	Scotland.....	*5	2
Greenland.....	*5	2	Servia.....	*5	2
Greytown, British Mail.....	13	4	Shanghai.....	*5	2
Guadaloupe.....	*5	2	Siam, dir. from S. Francisco.	10	2
Guatemala, direct Mail.....	10	2	Sierra Leone.....	*5	2
Guiana, British, French, and Dutch.....	*5	2	Singapore.....	*5	2
Havana.....	*5	2	Spain.....	*5	2
Hawaiian Kingdom.....	6	1	Sumatra.....	*5	2
Hayti, by direct steamer....	5	2	Surinam.....	*5	2
Hindustan.....	*5	2	Sweden.....	*5	2
Honduras.....	*5	2	Switzerland.....	*5	2
Hong Kong.....	*5	2	Tangier.....	*5	2
Hungary.....	*5	2	Tripoli, Italian Mail.....	*5	2
Iceland.....	*5	2	Tunis, Italian Mail.....	*5	2
India, British Mail.....	*5	2	Turkey.....	*5	2
Ireland.....	*5	2	Turk's Island, British Mail..	13	4
Italy.....	*5	2	Uruguay.....	27	4
Jamaica.....	*5	2	Vancouver's Island.....	*5	2
Japan.....	*5	2	Van Diemen's Land.....	5	2
			Venezuela.....	13	4
			Victoria.....	12	2
			Wallachia.....	*5	2
			West Indies, direct Mail....	*5	2
			Zanzibar.....	*5	2

# UNITED STATES POSTAL REGULATIONS,

as revised under Act of March 3d, 1879.

## First Class Mail Matter.

**LETTERS.**—This class includes letters, postal cards, and any thing sealed or otherwise closed against inspection, or any thing containing writing not allowed as an accompaniment to printed matter, under class three.

*Postage, 3 cents each half ounce or fraction thereof.*

On local or drop letters, at free delivery offices, 2 cents. At offices where no free delivery by carrier, 1 cent.

Prepayment by stamps invariably required.

Postal cards, 1 cent.

Registered letters, 10 cents in addition to the proper postage.

The Post-Office Department or its revenue is not by law liable for the loss of any registered mail matter.

## Second Class.

**REGULAR PUBLICATIONS.**—This class includes all newspapers, periodicals, or matter exclusively in print and regularly issued at stated intervals as frequently as four times a year, from a known office of publication or news agency. Postage, 2 cents a pound or fraction thereof, prepaid by special stamps. Publications designed primarily for advertising or free circulation, or not having a legitimate list of subscribers, are excluded from the pound rate, and pay third class rates.

## Third Class.

Mail matter of the third class includes books, transient newspapers and periodicals, circulars, and other matter wholly in print, legal and commercial papers filled out in writing, proof-sheets, corrected proof-sheets, and manuscript copy accompanying the same.

MS. unaccompanied by proof-sheets, letter rates.

Limit of weight, 4 pounds each package, except single books—weight not limited.

*Postage, 1 cent for each 2 ounces or fractional part thereof, invariably prepaid by stamps.*

## Fourth Class.

Embraces merchandise and all matter not included in the 1st, 2d, or 3d class, which is not liable to injure the mail matter. Limit of weight, 4 pounds.

*Postage, 1 cent each ounce or fraction thereof, prepaid.*

All packages of matter of the 3d or 4th class must be so wrapped or enveloped that their contents may be examined by postmasters without destroying the wrappers.

Matter of the second, third, or fourth class containing any writing, except as here specified, or except bills and receipts for periodicals, or printed commercial papers filled out in writing, as deeds, bills, etc., will be charged with letter postage; but the sender of any book may write names or addresses therein, or on the outside, with the word "from" preceding the same, or may write briefly on any package the number and names of the articles inclosed.

## Postal Money Orders.

An order may be issued for any amount, from *one cent to fifty dollars*, inclusive, but fractional parts of a cent cannot be included.

The Fees for orders are : On orders not exceeding \$15.....10 cents.  
 " " over \$15 and not exceeding \$30..15 "  
 " " over 30 " " 40..20 "  
 " " over 40 " " 50..25 "

When a larger sum than fifty dollars is required, additional orders must be obtained; but no more than *three* orders will be issued in one day from the same post-office to the same remitter in favor of the same payee.

## Free Delivery.

The free delivery of mail matter at the residences of the people desiring it is required by law in every city of 50,000 or more population, and may be established at every place containing not less than 20,000 inhabitants. The present number of free delivery offices is ninety.

The franking privilege was abolished July 1, 1873, but the following mail-matter may be sent free by legislative saving-clauses, viz.:

1. All public documents printed by order of Congress, the Congressional Record and speeches contained therein, franked by members of Congress or the Secretary of the Senate, or Clerk of the House.

2. Seeds transmitted by the Commissioner of Agriculture, or by any member of Congress, procured from that department.

3. All periodicals sent to subscribers within the county where printed.

4. Letters and packages relating exclusively to the business of the Government of the United States, mailed only by officers of the same, publications required to be mailed to the Librarian of Congress by the copyright law, and letters and parcels mailed by the Smithsonian Institution. All these must be covered by specially printed "penalty" envelopes or labels.

All communications to Government officers, and to or from members of Congress, are required to be prepaid by stamps.



# WRITINGS OF CHARLES DUDLEY WARNER.

A genial exponent of the best sort of American thought.—*The Examiner*, London.

**My Winter on the Nile.** New Edition, revised. 1 vol., 12mo, \$2.00.

[From *Gen. Geo. B. McClellan.*]

It is the Nile life over again; the people, the scenery, the changing, eventful, always strange and always pleasant life, not sketched, but fully painted with wonderful completeness and no less beauty and truthfulness.

[From *Gen. L. P. Di Cesnola.*]

Mr. Warner's pictures of Oriental men, manners, and incidents are, to one who has lived so long in the East as I have, positively photographic reproductions. How could a passing traveller so thoroughly appreciate and so sharply outline the peculiarities of all classes of people.

**In the Levant.** 12mo, \$2.00.

WM. C. PRIME, LL. D., says of this book and of "My Winter on the Nile:" "Whether one has been in the East, or is going to the East, or does not expect ever to go, these books are of all travel books the best, because most truthful and companionable guides, having in them the very atmosphere and sunlight of the Orient."

**My Summer in a Garden.** 16mo, \$1.00. THE SAME. *Illustrated Edition.* With 12 full-page pictures by DARLEY. Small 4to, \$1.50.

In the wisdom and wit of the thoughts, and the grace of the style, this book is so good as to bring to the reader's mind, now Holmes, then Curtis, and again Mitchell, and finally to leave the conviction that Mr. Warner is neither the one nor the other, but quite the peer of either.—*Springfield Republican.*

**Saunterings.** "Little Classic" style, \$1.25.

A perfect book of travel.—*N. Y. Eve. Mail.*

**Backlog Studies.** With 21 illustrations by AUGUSTUS HOPPIN. Small 4to, \$1.50.

This book, which reminds one of Arthur Helps's "Friends in Council," or any other delightful book of that kind, discusses in the most charming way such matters as Criticism, the Great New England Pic-line, the Furnishing of Rooms, the Progress of Civilization, Women Novelists, the Clothes Question, Life at Concord, Speech and Custom in Boston, Social Popularity, the Personality of Authors in their Books, and other engaging themes.

**Baddeck and that Sort of Thing.** "Little Classic" style, 18mo, \$1.00.

Baddeck is a small town in the island of Cape Breton. However, the interest of the book does not centre there, or anywhere; but it flows all along the very devious route which the author was compelled to take, in order to arrive there; and it is an interest which increases with every moment. One of the freshest and most enjoyable books of the kind we have ever read.—*The Churchman*, New York.

**In the Wilderness.** New edition, enlarged by the addition of two stories. "Little Classic" style, 18mo, 75 cents.

In this volume he takes us once more to the Adirondacks, treading over the familiar ground of the summer tourist, but always revealing a new beauty in the forest, a new glory in the river, a new joy in the heart of Nature.—*New York Tribune.*

A most charming book.—*Portland Press.*

**Being a Boy.** Illustrated by CHAMPNEY. \$1.50.

It is an elderly boy's reminiscences and reflections upon boyhood, the actual boyhood which he lovingly remembers. The book is full of the dry, unexpected humor of which Mr. Warner is a master, and is equally delightful to boys of all ages, from six to say sixty or seventy years. It is full of clever pictures, too.—*New York Evening Post.*

FOR SALE BY BOOKSELLERS. SENT, POST-PAID, ON RECEIPT OF PRICE BY THE PUBLISHERS.

**HOUGHTON, MIFFLIN & CO., Boston.**

*Now Ready—Complete in Four Volumes.*

# BRYANT'S POPULAR HISTORY

OF THE UNITED STATES.

---

FROM THE FIRST DISCOVERY OF THE WESTERN HEMISPHERE BY THE NORTHMEN, TO THE END OF THE WAR OF THE REBELLION. PRECEDED BY A SKETCH OF THE PRE-HISTORIC PERIOD AND THE AGE OF THE MOUND BUILDERS.

---

**Magnificently Illustrated with Original Designs  
by the leading American and Foreign Artists.**

---

COMPLETE IN FOUR VOLUMES, LARGE OCTAVO, OF BETWEEN 600 AND 700 PAGES EACH.

---

BRYANT'S POPULAR HISTORY OF THE UNITED STATES now comes before the public as a finished work; and as such will hold its position among standard authorities by thoroughly justifying the claims made for it from the beginning. These claims are:

1. That it is essentially the first History of the United States as a nation—no work of anything like equal rank and scholarship having done more, hitherto, than to give a history of the American colonies, the Revolution, and the mere beginnings of the national life. Those subjects which are the most momentous and vital in the first century of the country—its political history, its great industrial and commercial development, and the war which decided the possibility of its existence—are here included for the first time in the field covered by American historians.

2. That besides being new in its scope, and covering new ground, it is new in authority—bringing to bear upon the older periods a multitude of new facts and discoveries, and the whole result of the scholarship of the years since the last of our great standard histories was published.

3. That it is a strong, scholarly, accurate, and at the same time picturesque and vivid presentation of the history of the American people, and that with all its scholarship and thoroughness it is equally free from dryness and pedantry: telling one of the most dramatic stories in the world in the simplest and most vigorous way, and preserving for it to the fullest extent that element of absorbing interest which it has above almost any other historical epoch.

The completion of BRYANT'S HISTORY is an event aside from its literary aspect. The immense resources recently developed in the art of illustration are here brought to bear for the first time upon a great standard history. The very foremost of the artists who have made American illustration the wonder of foreign critics, are fully represented in these volumes; and the most lavish use has been made of every resource to reproduce their work at its best.

## PRICES AND STYLES OF BINDING.

EXTRA CLOTH, Per Vol. .... \$6.00 | HALF MOROCCO, MARBLED, Per Vol. \$8.50  
LIBRARY LEATHER, MARBLED Per Vol. \$7.50 | FULL MOROCCO, GILT, Per Vol. .... \$10.50

☞ SOLD EXCLUSIVELY BY SUBSCRIPTION. ☜

CHARLES SCRIBNER'S SONS, Publishers,

743 BROADWAY, NEW YORK.



# THE WOMAN'S JOURNAL,

PUBLISHED WEEKLY, (ON SATURDAY,) IN BOSTON,

IS DEVOTED TO THE INTERESTS OF WOMAN; TO HER EDUCATIONAL, INDUSTRIAL, LEGAL AND POLITICAL EQUALITY, AND ESPECIALLY TO HER RIGHT OF SUFFRAGE.

LUCY STONE, EDITOR.

T. W. HIGGINSON, } *Editorial*  
H. B. BLACKWELL, } *Contributors.*

JULIA WARD HOWE, } *Occasional*  
MARY A. LIVERMORE, } *Contributors.*  
FRANCES D. GAGE,  
H. M. T. CUTLER,

TERMS—\$2.50 A YEAR, \$1.25 FOR SIX MONTHS.

BOSTON OFFICE, No. 5 PARK STREET.

PHILA., }  
1876. }

TWO MEDALS AWARDED.

{ PARIS,  
1878. }

ALWAYS ASK FOR

## RAYNALD'S FRENCH JET BLACK INK,

AND TAKE NO OTHER FOR DEEDS AND DOCUMENTS.

MANUFACTURER OF JET BLACK WRITING & COPYING INK & PERFECT WRITING FLUID.

ALSO, BLUE-BLACK WRITING AND COPYING INK.

RICH CARMINE INK. SUPERIOR INDELIBLE INK.

All kinds of Ink Unexcelled in Quality.

**J. RAYNALD,**

214 GEORGE ST., PHILA., PA.

Sole Proprietor and Manufacturer.

## ✦ PATENTS ✦

### M. M. ROHRER & SON,

Attorneys at Law & Solicitors of American & Foreign Patents,

No. 509 SEVENTH STREET,

WASHINGTON, D. C.

Practice Patent Law in all its branches in the Patent Office and in the Courts.  
Special attention given to re-issues and rejected cases.

ESTABLISHED

IN 1855.

## TRUNKS,

ESTABLISHED

IN 1855.

Travelling Bags, Satchels, Single and Double Harness, Saddles, Whips, Carriage Robes, Horse Covers, Chamois, Curry Combs, Horse Brushes, etc., etc.,

In great variety and at most reasonable prices, at the Old Established  
Trunk and Harness Manufactory of

JAMES S. TOPHAM, 425 Seventh Street, N. W., East Side, adjoining  
Odd Fellows Hall, Washington, D. C.


REPAIRING.

Trunks and Harness thoroughly repaired and Trunks covered by good workmen.



E661 .A51 v.4  
An American almanac and treasury of

Princeton Theological Seminary-Speer Library



1 1012 00300 6204